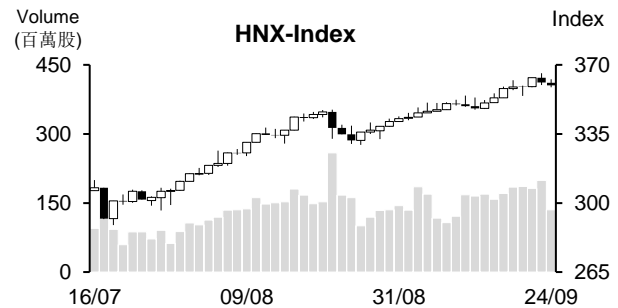
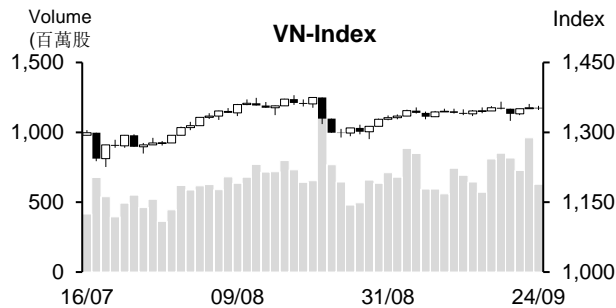


越股行情

| 24/09/2021 | HOSE | | VN30 | | HNX | |
|---------------|------------------|----------------|-----------------|---------------|-----------------|----------------|
| 收盤價 | 1,351.17 | -0.12% | 1,459.94 | 0.12% | 359.63 | -0.38% |
| 成交股數(百萬股) | 671.34 | -32.59% | 152.65 | 3.44% | 143.70 | -30.82% |
| 撮合股數(百萬股) | 627.55 | -34.71% | 141.12 | 2.05% | 135.42 | -31.93% |
| 與最近 20 日之平均比較 | 705.15 | -11.00% | 161.23 | -12.47% | 154.12 | -12.14% |
| 成交值(十億越盾) | 18,150.98 | -21.58% | 7,000.19 | -5.28% | 2,874.26 | -22.50% |
| 撮合成交值(十億越盾) | 16,723.66 | -23.18% | 6,414.15 | -4.20% | 2,537.32 | -24.83% |
| 與最近 20 日之平均比較 | 20,148.91 | -17.00% | 8,020.00 | -20.02% | 3,091.35 | -17.92% |
| 上漲家數 | 110 | 25% | 13 | 43% | 65 | 19% |
| 下跌家數 | 291 | 66% | 13 | 43% | 166 | 48% |
| 持平家數 | 41 | 9% | 4 | 13% | 118 | 34% |



市場概況

週五(9月24日) HOSE 呈現膠著。雖然銀行族群回升，可惜其他指標股則下跌，加以中小型的賣壓持續湧現，使指數最終以小黑作收，來到 1,351.1 點 (-0.12%)。惟今日 HOSE 的撮合成交量萎縮；HNX 指數亦以小黑作收，量能同步縮減。

技術分析

VN 指數回落，量能萎縮至低於最近二十日平均成交量。由於 MA 20、50 及 100 均線走平，顯示盤勢走勢不明。然指數守穩在 MA5 之上，加上平滑異同異動平均線 (MACD) 維持在信號線-Signal 之上，支持指數仍有機會再度向上測試 1,360 - 1,365 點 (最近橫向區間) 上緣，因此投資人在調節投資部位前應密切觀察盤勢；河內部分，HNX 指數今日回落至 MA5 之下，但仍守穩在 MA20，短線盤勢上升走勢維持不變，HNX 盤勢可能僅是出現技術性修正，350 點 (MA20) 為目前指數的支撐點。整體而言，盤勢呈現膠著，操作上建議投資人將投資部位之持股率維持在合理比率，基本面佳與吸引資金之股票為投資標的。

建議股名單: PNJ (加碼)

觀察股名單: ACB, TCM, HSG

(請參考第 2 頁)

當日調整股名單

| 次號 | 股票代碼 | 評等 | 評等日 | 現時價格 | 買入區間 | 持股表現 | 目標價 | 預期獲利 | 停損價 | 預期損失 | 備註 |
|----|------|----|----------|------|------|------|-------|-------|-----|-------|-----------|
| 1 | PNJ | 加碼 | 27/09/21 | 92 | 92 | 0.0% | 106.5 | 15.8% | 89 | -3.3% | 該股可能持續反彈。 |

| 次號 | 股票代碼 | 評等 | 評等日 | 現時價格 | 支撐/壓力 | 技術指標 |
|----|------|------|----------|------|---------|--|
| 1 | ACB | 觀察買進 | 27/09/21 | 32 | 35 37 | ACB 在回落至 31 點支撐附近後最近兩個交易日上漲，量能擴增高出最近平均水位 → 若 ACB 股可突破及守穩在 32.6 之上，該股將啟動上升走勢。 |
| 2 | TCM | 觀察買進 | 27/09/21 | 66 | 74-77 | TCM 可能已成功打底 (下跌動能減弱) + 最近出現紅 K 線 + 股價與相對強弱指標 (RSI) 走勢分歧 → TCM 可能將反彈至下跌趨勢上緣。 |
| 3 | HSG | 觀察買進 | 27/09/21 | 45.4 | 49-50 | HSG 陷入整理 (小黑線)，量能維持在低水位 → 預期該股在無法突破最近高點後僅是再度回測 → 若 HSG 股價回落至 43-44 區間，可考慮買進。 |

投資組合部位

| 次號 | 股票代碼 | 評等 | 評等日 | 現時價格 | 買入區間 | 持股表現 | 目標價 | 預期獲利 | 停損價 | 預期損失 | 備註 |
|----|------|----|----------|-------|------|-------|------|-------|------|------|----|
| 1 | HPG | 加碼 | 09/09/21 | 50.8 | 51.3 | -1.0% | 56 | 9.2% | 49 | -4% | |
| 2 | VNB | 加碼 | 16/09/21 | 19.8 | 19.5 | 1.6% | 24 | 23.1% | 18 | -8% | |
| 3 | VNM | 加碼 | 20/09/21 | 90.70 | 86.5 | 4.9% | 94.7 | 9% | 85 | -2% | |
| 4 | BFC | 加碼 | 23/09/21 | 31.85 | 33 | -3.5% | 37.4 | 13% | 31.5 | -5% | |

市場統計

撮合統計

推升指數的前五名股票

| HOSE | | | | HNX | | | |
|------|-------------|---------|-----------|------|--------------|---------|-----------|
| 股票代碼 | 收盤價 (越盾) | 漲跌 % | 影響指數 % | 股票代碼 | 收盤價 (VND) | 漲跌 % | 影響指數 % |
| MBB | 28,700 | 2.87% | 0.06% | SHB | 27,000 | 0.75% | 0.09% |
| TCB | 50,600 | 0.80% | 0.03% | BAB | 22,900 | 1.78% | 0.07% |
| VHM | 79,600 | 0.38% | 0.03% | VCS | 126,100 | 0.80% | 0.04% |
| MSB | 30,000 | 3.45% | 0.02% | THD | 226,600 | 0.09% | 0.02% |
| SAB | 160,000 | 1.14% | 0.02% | DTK | 13,100 | 0.77% | 0.02% |

拖累指數的前五名股票

| HOSE | | | | HNX | | | |
|------|-------------|---------|-----------|------|-------------|---------|-----------|
| 股票代碼 | 收盤價 (越盾) | 漲跌 % | 影響指數 % | 股票代碼 | 收盤價 (越盾) | 漲跌 % | 影響指數 % |
| MSN | 142,400 | -1.79% | -0.06% | IDC | 49,600 | -1.98% | -0.07% |
| DGC | 148,000 | -5.07% | -0.03% | PHP | 28,300 | -2.75% | -0.06% |
| MWG | 130,500 | -1.14% | -0.02% | VNR | 41,400 | -3.72% | -0.06% |
| VRE | 28,500 | -1.38% | -0.02% | PVI | 49,800 | -1.39% | -0.04% |
| HPG | 50,800 | -0.39% | -0.02% | VIF | 16,900 | -2.31% | -0.03% |

前五名成交量

| HOSE | | | | HNX | | | |
|------|-------------|---------|------------|------|-------------|---------|-------------|
| 股票代碼 | 收盤價 (越盾) | 漲跌 % | 成交量 (股) | 股票代碼 | 收盤價 (越盾) | 漲跌 % | 成交量 (千股) |
| MBB | 28,700 | 2.87% | 29,129,100 | SHB | 27,000 | 0.75% | 20,283,303 |
| DLG | 4,130 | 2.48% | 20,717,000 | PVS | 27,600 | -0.72% | 8,713,248 |
| TCH | 18,050 | 2.27% | 15,939,900 | DL1 | 10,000 | -9.91% | 8,664,101 |
| HPG | 50,800 | -0.39% | 15,884,400 | KLF | 4,900 | 0.00% | 8,297,038 |
| HQC | 3,740 | -3.86% | 15,678,600 | ACM | 3,800 | -9.52% | 4,993,741 |

前五名成交值

| HOSE | | | | HNX | | | |
|------|-------------|---------|---------------|------|-------------|---------|---------------|
| 股票代碼 | 收盤價 (越盾) | 漲跌 % | 成交值 (十億越盾) | 股票代碼 | 收盤價 (越盾) | 漲跌 % | 成交值 (十億越盾) |
| MBB | 28,700 | 2.87% | 830.5 | SHB | 27,000 | 0.75% | 549.4 |
| HPG | 50,800 | -0.39% | 811.3 | PVS | 27,600 | -0.72% | 243.5 |
| HSG | 45,400 | -2.37% | 561.9 | THD | 226,600 | 0.09% | 160.6 |
| KBC | 44,150 | -0.90% | 458.6 | SHS | 38,400 | -0.52% | 107.8 |
| MSB | 30,000 | 3.45% | 429.6 | IDC | 49,600 | -1.98% | 99.4 |

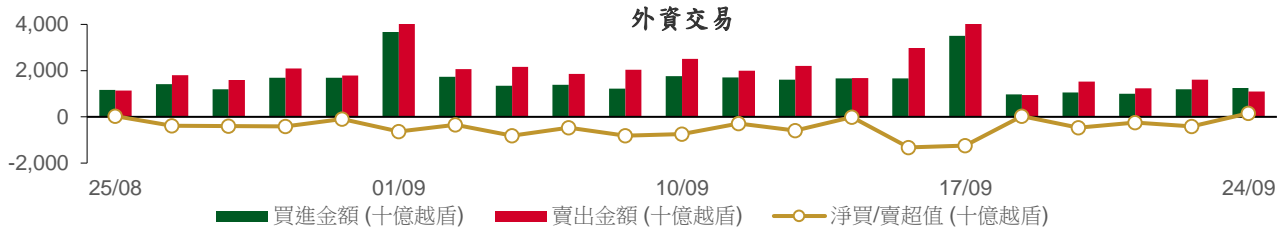
議價交易

前五名股

| HOSE | | | HNX | | |
|------|------------|---------------|------|------------|---------------|
| 股票代碼 | 成交量 (股) | 成交值 (十億越盾) | 股票代碼 | 成交量 (股) | 成交值 (十億越盾) |
| VCG | 5,686,000 | 239.10 | IDC | 4,724,000 | 217.90 |
| MSB | 8,540,000 | 236.74 | API | 1,226,247 | 45.37 |
| VPB | 2,985,000 | 203.45 | IDJ | 1,178,573 | 35.97 |
| MWG | 706,900 | 99.81 | DNC | 329,363 | 17.95 |
| KDH | 1,900,000 | 77.43 | TAR | 340,080 | 8.11 |

外資交易行情(股票)

| 證交所 | 買進成交量 (百萬股) | 買進金額 (十億越盾) | 賣出成交量 (百萬股) | 賣出金額 (十億越盾) | 淨買/賣成 交易 (百萬股) | 淨買/賣超值 (十億越盾) |
|-----------|----------------|-----------------|----------------|-----------------|----------------------|------------------|
| HOSE | 32.23 | 1,236.68 | 23.64 | 1,075.85 | 8.60 | 160.81 |
| HNX | 0.81 | 15.71 | 1.13 | 20.52 | (0.31) | (4.81) |
| 總計 | 33.05 | 1,252.39 | 24.76 | 1,096.37 | 8.28 | 156.00 |



前五名買進

| HOSE | | | | HNX | | | |
|------|-------------|------------|---------------|------|-------------|------------|---------------|
| 股票代碼 | 收盤價 (越盾) | 成交量 (股) | 成交值 (十億越盾) | 股票代碼 | 收盤價 (越盾) | 成交量 (股) | 成交值 (十億越盾) |
| MBB | 28,700 | 12,296,800 | 349.84 | THD | 226,600 | 17,200 | 3.90 |
| VNM | 90,700 | 1,285,600 | 116.64 | CEO | 10,400 | 238,500 | 2.52 |
| MWG | 130,500 | 706,900 | 92.52 | SHB | 27,000 | 62,250 | 1.68 |
| VHM | 79,600 | 910,700 | 72.30 | TDN | 18,000 | 42,400 | 0.73 |
| GMD | 49,000 | 1,244,900 | 61.29 | PVG | 12,700 | 54,700 | 0.72 |

前五名賣出

| HOSE | | | | HNX | | | |
|------|-------------|------------|---------------|------|-------------|------------|---------------|
| 股票代碼 | 收盤價 (越盾) | 成交量 (股) | 成交值 (十億越盾) | 股票代碼 | 收盤價 (越盾) | 成交量 (股) | 成交值 (十億越盾) |
| HPG | 50,800 | 3,130,700 | 159.45 | BCC | 18,500 | 260,256 | 4.92 |
| MWG | 130,500 | 706,900 | 92.52 | VNR | 41,400 | 100,885 | 4.22 |
| VNM | 90,700 | 935,000 | 84.37 | TNG | 28,200 | 86,400 | 2.48 |
| VIC | 87,000 | 961,137 | 82.48 | DL1 | 10,000 | 239,300 | 2.47 |
| MSN | 142,400 | 536,500 | 76.60 | PVG | 12,700 | 89,500 | 1.15 |

前五名淨買超

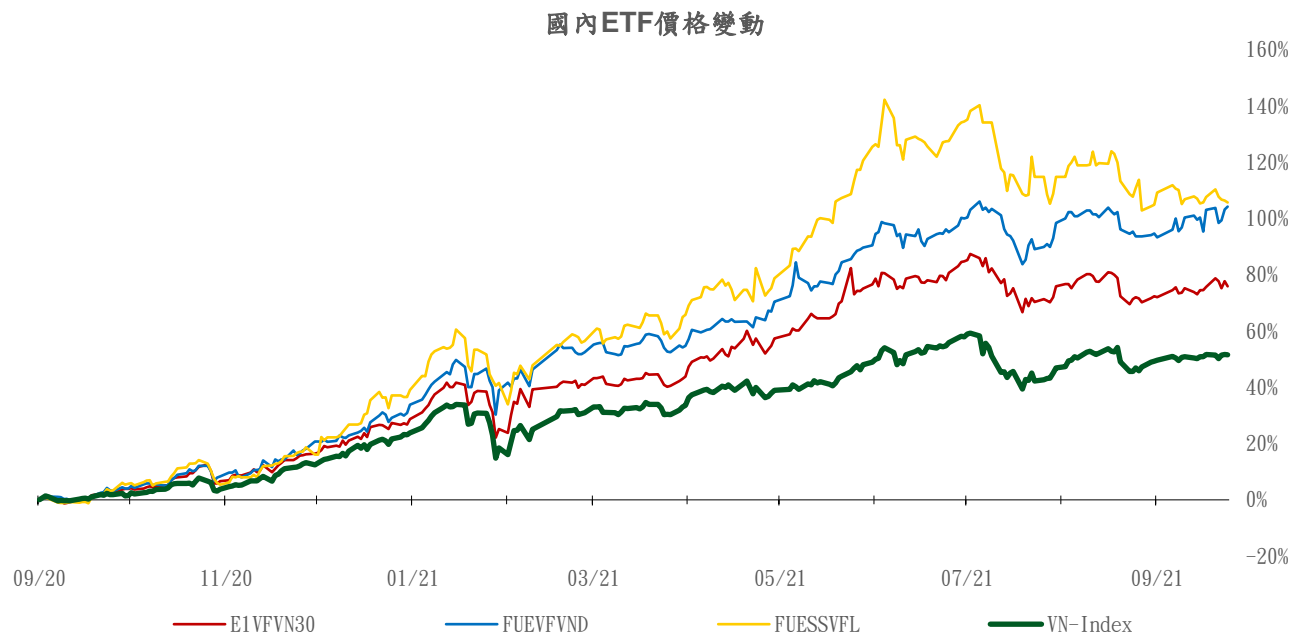
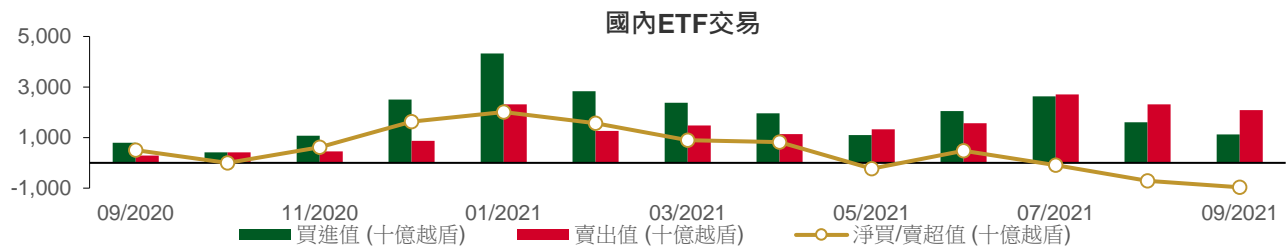
| HOSE | | | | HNX | | | |
|------|-------------|--------------|----------------|------|-------------|--------------|----------------|
| 股票代碼 | 收盤價 (越盾) | 淨買成交量 (股) | 淨買超值 (十億越盾) | 股票代碼 | 收盤價 (越盾) | 淨買成交量 (股) | 淨買超值 (十億越盾) |
| MBB | 28,700 | 11,053,400 | 314.54 | THD | 226,600 | 14,100 | 3.20 |
| GMD | 49,000 | 1,026,000 | 50.62 | CEO | 10,400 | 238,500 | 2.52 |
| VHM | 79,600 | 622,900 | 49.76 | SHB | 27,000 | 60,850 | 1.65 |
| KDH | 42,000 | 884,000 | 37.25 | TDN | 18,000 | 36,200 | 0.62 |
| HCM | 54,500 | 615,400 | 33.74 | AAV | 26,600 | 22,800 | 0.61 |

前五名淨賣超

| HOSE | | | | HNX | | | |
|------|-------------|--------------|----------------|------|-------------|--------------|----------------|
| 股票代碼 | 收盤價 (越盾) | 淨賣成交量 (股) | 淨賣超值 (十億越盾) | 股票代碼 | 收盤價 (越盾) | 淨賣成交量 (股) | 淨賣超值 (十億越盾) |
| HPG | 50,800 | (2,492,200) | (126.87) | BCC | 18,500 | (260,256) | (4.92) |
| MSN | 142,400 | (456,800) | (65.16) | VNR | 41,400 | (100,585) | (4.21) |
| VIC | 87,000 | (690,737) | (58.92) | DL1 | 10,000 | (223,600) | (2.31) |
| DGC | 148,000 | (354,600) | (52.26) | TNG | 28,200 | (68,400) | (1.97) |
| NVL | 103,000 | (356,600) | (36.51) | KLF | 4,900 | (101,000) | (0.49) |

ETF 交易

| 價格統計 | | | | | 外資交易 | | | |
|-----------|-------------|-----------|------------------|---------------|-----------|----------------|----------------|------------------|
| ETF 代碼 | 收盤價 (越盾) | 漲跌 (%) | 成交量 (股) | 成交值 (十億越盾) | ETF 代碼 | 買進金額 (十億越盾) | 賣出金額 (十億越盾) | 淨買/賣超值 (十億越盾) |
| E1VFN30 | 24,600 | -1.0% | 1,430,800 | 35.10 | E1VFN30 | 29.55 | 32.79 | (3.24) |
| FUEMAV30 | 17,200 | 0.3% | 60,700 | 1.03 | FUEMAV30 | 0.82 | 1.01 | (0.19) |
| FUESSV30 | 18,430 | 0.7% | 8,100 | 0.15 | FUESSV30 | 0.01 | 0.05 | (0.04) |
| FUESSV50 | 21,400 | 0.5% | 60,800 | 1.27 | FUESSV50 | 0.22 | 0.00 | 0.22 |
| FUESSVFL | 20,200 | -0.3% | 54,600 | 1.11 | FUESSVFL | 0.51 | 0.01 | 0.50 |
| FUEVFN30 | 26,250 | 0.5% | 246,400 | 6.46 | FUEVFN30 | 1.63 | 4.61 | (2.98) |
| FUEVN100 | 18,330 | -0.5% | 33,200 | 0.61 | FUEVN100 | 0.55 | 0.60 | (0.04) |
| 總計 | | | 1,894,600 | 45.73 | 總計 | 33.29 | 39.06 | (5.77) |



權證資訊

| 權證代碼(*) | 收盤價 (越盾) | 漲跌 (%) | 成交量 | 到期的 天數 | 標的股票 之價格 (越盾) | 權證理論 價格 (越盾) (**) | 與收盤價 的差異 (越盾) | 履約價 格(越盾) | 行使 比例 n:1 | 到期日 |
|----------|-------------|-----------|---------|-----------|---------------------|----------------------------|---------------------|--------------|-----------------|------------|
| CFPT2102 | 3,860 | -2.0% | 280 | 108 | 92,700 | 1,141 | (2,719) | 89,050 | 4.9 | 10/01/2022 |
| CFPT2103 | 2,520 | -2.3% | 2,950 | 105 | 92,700 | 216 | (2,304) | 98,950 | 4.9 | 07/01/2022 |
| CFPT2104 | 2,600 | -3.0% | 5,120 | 73 | 92,700 | 1,403 | (1,197) | 79,160 | 9.9 | 06/12/2021 |
| CFPT2105 | 3,860 | -2.3% | 48,110 | 104 | 92,700 | 1,751 | (2,109) | 85,100 | 4.9 | 06/01/2022 |
| CFPT2106 | 2,480 | -4.3% | 12,170 | 108 | 92,700 | 677 | (1,803) | 89,300 | 8.0 | 10/01/2022 |
| CHDB2102 | 480 | 0.0% | 29,810 | 69 | 25,500 | 0 | (480) | 32,280 | 8.0 | 02/12/2021 |
| CHPG2109 | 5,700 | 1.8% | 16,290 | 108 | 50,800 | 720 | (4,980) | 55,000 | 1.0 | 10/01/2022 |
| CHPG2110 | 2,770 | -0.7% | 13,190 | 73 | 50,800 | 1,402 | (1,368) | 44,000 | 5.0 | 06/12/2021 |
| CHPG2111 | 2,500 | 4.2% | 98,440 | 104 | 50,800 | 767 | (1,733) | 48,000 | 5.0 | 06/01/2022 |
| CHPG2112 | 2,050 | -6.8% | 14,820 | 94 | 50,800 | 505 | (1,545) | 48,900 | 6.0 | 27/12/2021 |
| CKDH2103 | 550 | -1.8% | 18,920 | 69 | 42,000 | 1 | (549) | 48,780 | 10.0 | 02/12/2021 |
| CKDH2104 | 2,230 | 0.0% | 28,160 | 117 | 42,000 | 486 | (1,744) | 44,000 | 2.0 | 19/01/2022 |
| CKDH2105 | 2,290 | -4.2% | 8,520 | 94 | 42,000 | 1,178 | (1,112) | 37,600 | 4.0 | 27/12/2021 |
| CMBB2103 | 2,380 | 6.3% | 9,300 | 105 | 28,700 | 18 | (2,362) | 34,810 | 1.5 | 07/01/2022 |
| CMBB2104 | 1,940 | 9.0% | 80,750 | 117 | 28,700 | 141 | (1,799) | 32,000 | 2.0 | 19/01/2022 |
| CMSN2104 | 4,600 | -1.1% | 850 | 222 | 142,400 | 2,885 | (1,715) | 118,000 | 10.0 | 04/05/2022 |
| CMSN2105 | 4,880 | -5.8% | 117,560 | 104 | 142,400 | 3,239 | (1,641) | 128,000 | 5.0 | 06/01/2022 |
| CMSN2106 | 780 | -4.9% | 39,960 | 69 | 142,400 | 9 | (771) | 160,780 | 20.0 | 02/12/2021 |
| CMWG2104 | 7,000 | 0.1% | 24,990 | (186) | 130,500 | (6) | (7,006) | 89,700 | 6.6 | 22/03/2021 |
| CMWG2106 | 4,000 | -0.7% | 34,490 | 105 | 130,500 | 1,887 | (2,113) | 119,600 | 6.6 | 07/01/2022 |
| CMWG2107 | 8,130 | -0.9% | 51,850 | 104 | 130,500 | 6,554 | (1,576) | 109,630 | 3.3 | 06/01/2022 |
| CNVL2103 | 2,800 | 2.6% | 28,400 | 117 | 103,000 | 592 | (2,208) | 105,000 | 5.0 | 19/01/2022 |
| CPNJ2104 | 950 | -2.1% | 7,300 | 105 | 92,000 | 16 | (934) | 109,000 | 8.0 | 07/01/2022 |
| CPNJ2105 | 1,710 | -2.3% | 23,280 | 104 | 92,000 | 456 | (1,254) | 95,000 | 5.0 | 06/01/2022 |
| CSTB2105 | 3,950 | -4.8% | 6,590 | 108 | 26,750 | 365 | (3,585) | 30,000 | 1.0 | 10/01/2022 |
| CSTB2106 | 710 | -1.4% | 8,830 | 69 | 26,750 | 0 | (710) | 35,680 | 10.0 | 02/12/2021 |
| CSTB2107 | 1,540 | 4.1% | 54,900 | 117 | 26,750 | 91 | (1,449) | 32,000 | 2.0 | 19/01/2022 |
| CSTB2108 | 1,460 | -2.7% | 21,560 | 77 | 26,750 | 125 | (1,335) | 28,000 | 4.0 | 10/12/2021 |
| CTCB2101 | 19,800 | 1.5% | 9,410 | 11 | 50,600 | 19,621 | (179) | 31,000 | 1.0 | 05/10/2021 |
| CTCB2105 | 3,490 | 0.3% | 18,960 | 222 | 50,600 | 1,579 | (1,911) | 45,000 | 5.0 | 04/05/2022 |
| CTCB2106 | 1,570 | 6.8% | 60,600 | 117 | 50,600 | 176 | (1,394) | 55,000 | 5.0 | 19/01/2022 |
| CTCB2107 | 1,980 | 0.0% | 14,650 | 94 | 50,600 | 563 | (1,417) | 47,500 | 7.0 | 27/12/2021 |
| CVHM2107 | 3,200 | -0.9% | 51,090 | 104 | 79,600 | 415 | (2,785) | 83,480 | 3.8 | 06/01/2022 |
| CVHM2108 | 1,600 | -1.2% | 8,180 | 94 | 79,600 | 101 | (1,499) | 84,990 | 9.1 | 27/12/2021 |
| CVIC2104 | 1,250 | -0.8% | 3,100 | 105 | 87,000 | 1 | (1,249) | 110,210 | 8.9 | 07/01/2022 |
| CVIC2105 | 1,520 | -1.9% | 64,120 | 104 | 87,000 | 8 | (1,512) | 106,670 | 4.4 | 06/01/2022 |
| CVJC2101 | 3,190 | 4.9% | 16,970 | 104 | 125,000 | 1,398 | (1,792) | 120,000 | 5.0 | 06/01/2022 |
| CVJC2102 | 620 | 5.1% | 17,410 | 69 | 125,000 | 5 | (615) | 135,550 | 25.0 | 02/12/2021 |
| CVNM2106 | 1,710 | -2.3% | 3,250 | 111 | 90,700 | 159 | (1,551) | 98,300 | 4.9 | 13/01/2022 |
| CVNM2107 | 1,240 | -3.1% | 3,940 | 105 | 90,700 | 106 | (1,134) | 96,330 | 9.8 | 07/01/2022 |
| CVNM2108 | 2,070 | 2.5% | 17,730 | 73 | 90,700 | 1,266 | (804) | 78,640 | 9.8 | 06/12/2021 |
| CVNM2109 | 1,750 | 0.0% | 66,270 | 104 | 90,700 | 385 | (1,365) | 93,390 | 4.9 | 06/01/2022 |
| CVNM2110 | 1,330 | 0.8% | 6,350 | 108 | 90,700 | 350 | (980) | 90,240 | 9.8 | 10/01/2022 |
| CVPB2105 | 1,160 | -2.5% | 1,230 | 69 | 67,000 | 15 | (1,145) | 73,180 | 20.0 | 02/12/2021 |
| CVPB2106 | 2,900 | 16.0% | 41,130 | 117 | 67,000 | 915 | (1,985) | 65,000 | 5.0 | 19/01/2022 |
| CVRE2105 | 1,350 | -1.5% | 10,810 | 222 | 28,500 | 404 | (946) | 30,000 | 5.0 | 04/05/2022 |
| CVRE2106 | 2,050 | -6.4% | 155,090 | 104 | 28,500 | 757 | (1,293) | 28,000 | 2.0 | 06/01/2022 |
| CVRE2107 | 700 | -7.9% | 8,470 | 69 | 28,500 | 1 | (699) | 33,180 | 10.0 | 02/12/2021 |
| CVRE2108 | 1,560 | -4.3% | 11,930 | 94 | 28,500 | 295 | (1,265) | 28,400 | 4.0 | 27/12/2021 |

(*) 歐式交易方式，以現金交易

(**) PHS 採用 Black-Scholes 估價方式

長期投資股

| 股票代碼 | 證券所 | 現時價格 | 目標價* | 報告日 | 預期 2021年 盈利 (十億越 盾) | EPS 2021F | BV 2021F | ROE 2021F | ROA 2021F | PE 2021F | PB 2021F |
|------|-------------|---------|---------|------------|---------------------------------|--------------|-------------|--------------|--------------|-------------|-------------|
| GMD | (New) HOSE | 49,000 | 54,800 | 24/09/2021 | 599 | 1,759 | 22,276 | 9% | 6% | 30.5 | 2.4 |
| DPG | (New) HOSE | 49,250 | 55,100 | 23/09/2021 | 460 | 6,652 | 31,689 | 23% | 9% | 8.3 | 1.7 |
| VHM | (New) HOSE | 79,600 | 104,200 | 21/09/2021 | 33,314 | 7,651 | 27,512 | 32% | 11% | 13.6 | 3.8 |
| QNS | (New) UPCOM | 52,912 | 53,700 | 17/09/2021 | 1,143 | 3,202 | 22,609 | 13% | 9% | 18.1 | 2.6 |
| TNG | (New) HNX | 28,200 | 29,200 | 15/09/2021 | 182 | 2,455 | 17,560 | 14% | 4% | 11.9 | 1.7 |
| DHG | HOSE | 103,000 | 105,600 | 07/09/2021 | 746 | 5,709 | 28,805 | 20% | 16% | 18.5 | 3.7 |
| MWG | HOSE | 130,500 | 165,500 | 01/09/2021 | 5,183 | 10,901 | 42,455 | 26% | 10% | 15.2 | 3.9 |
| KDH | HOSE | 42,000 | 45,300 | 01/09/2021 | 1,174 | 1,825 | 14,083 | 14% | 8% | 24.8 | 3.2 |
| MPC | UPCOM | 38,913 | 39,900 | 27/08/2021 | 641 | 3,206 | 27,215 | 12% | 7% | 12.5 | 1.5 |
| MSN | HOSE | 142,400 | 171,800 | 25/08/2021 | 7,375 | 6,059 | 20,833 | 21% | 5% | 28.4 | 8.3 |
| FMC | HOSE | 47,400 | 46,400 | 20/08/2021 | 220 | 3,745 | 22,794 | 16% | 11% | 12.4 | 2.0 |
| HPG | HOSE | 50,800 | 64,800 | 19/08/2021 | 28,065 | 6,261 | 18,845 | 33% | 18% | 10.4 | 3.4 |
| ANV | HOSE | 29,250 | 27,700 | 16/08/2021 | 222 | 1,739 | 18,043 | 9% | 4% | 15.9 | 1.5 |
| VIB | HOSE | 38,450 | 45,700 | 12/08/2021 | 5,298 | 3,411 | 17,841 | 23% | 2% | 13.4 | 2.6 |
| NLG | HOSE | 42,250 | 49,500 | 11/08/2021 | 1,090 | 3,175 | 29,565 | 12% | 7% | 15.6 | 1.7 |
| STK | HOSE | 49,100 | 45,300 | 30/07/2021 | 239 | 2,835 | 15,598 | 18% | 12% | 16.0 | 2.9 |
| PNJ | HOSE | 92,000 | 112,600 | 29/07/2021 | 1,411 | 6,203 | 27,067 | 23% | 15% | 18.2 | 4.2 |
| TCM | HOSE | 66,000 | 65,800 | 28/07/2021 | 285 | 4,595 | 29,994 | 15% | 9% | 14.3 | 2.2 |
| VNM | HOSE | 90,700 | 118,000 | 28/07/2021 | 9,988 | 4,732 | 16,254 | 29% | 19% | 25.9 | 7.3 |
| SZC | HOSE | 48,900 | 45,800 | 26/07/2021 | 254 | 2,543 | 13,930 | 18% | 4% | 18.0 | 3.3 |
| KDC | HOSE | 58,700 | 74,000 | 23/07/2021 | 594 | 2,169 | 33,140 | 8% | 4% | 34.1 | 2.8 |
| VHC | HOSE | 49,400 | 49,500 | 22/07/2021 | 820 | 4,471 | 30,346 | 15% | 11% | 11.1 | 1.6 |
| FRT | HOSE | 44,000 | 39,000 | 21/07/2021 | 86 | 1,086 | 15,486 | 7% | 1% | 35.9 | 2.5 |
| DGW | HOSE | 116,200 | 155,000 | 19/07/2021 | 448 | 10,128 | 35,337 | 29% | 12% | 15.3 | 4.4 |
| PVI | HNX | 49,800 | 39,777 | 16/07/2021 | 928 | 3,964 | 32,723 | 12% | 4% | 10.0 | 1.2 |
| BMI | HOSE | 39,050 | 42,800 | 13/07/2021 | 310 | 3,395 | 26,601 | 13% | 5% | 12.6 | 1.6 |
| DXG | HOSE | 19,650 | 32,300 | 09/07/2021 | 1,390 | 1,727 | 14,784 | 13% | 5% | 18.7 | 2.1 |
| DHC | HOSE | 84,800 | 109,000 | 08/07/2021 | 497 | 8,868 | 31,698 | 28% | 18% | 12.3 | 3.4 |
| GVR | HOSE | 37,000 | 40,200 | 05/07/2021 | 4,906 | 1,042 | 13,121 | 9% | 6% | 38.6 | 3.1 |
| TPB | HOSE | 41,600 | 42,600 | 25/06/2021 | 4,546 | 3,880 | 19,024 | 23% | 2% | 11.0 | 2.2 |
| AAA | HOSE | 16,300 | 21,500 | 07/06/2021 | 413 | 1,739 | 17,474 | 11% | 5% | 10.2 | 1.0 |
| VRE | HOSE | 28,500 | 42,500 | 31/05/2021 | 2,603 | 1,419 | 11,745 | 9% | 6% | 35.5 | 3.6 |
| PHR | HOSE | 51,800 | 67,600 | 28/05/2021 | 1,146 | 8,158 | 20,173 | 32% | 16% | 6.6 | 2.1 |
| KBC | HOSE | 44,150 | 47,200 | 28/05/2021 | 1,682 | 3,251 | 25,883 | 14% | 6% | 14.5 | 1.5 |
| REE | HOSE | 65,200 | 62,100 | 28/05/2021 | 1,937 | 5,984 | 45,456 | 14% | 9% | 10.4 | 1.4 |
| IMP | HOSE | 72,400 | 63,700 | 27/05/2021 | 241 | 3,611 | 27,902 | 13% | 11% | 17.7 | 2.3 |
| SAB | HOSE | 160,000 | 182,900 | 26/05/2021 | 4,985 | 7,369 | 36,116 | 21% | 17% | 26.6 | 5.1 |
| NVL | HOSE | 103,000 | 104,600 | 13/05/2021 | 4,369 | 4,389 | 29,673 | 13% | 3% | 23.8 | 3.5 |
| VGG | UPCOM | 42,797 | 55,500 | 13/05/2021 | 187 | 4,249 | 41,384 | 10% | 4% | 13.1 | 1.3 |
| VCB | HOSE | 99,500 | 118,300 | 10/05/2021 | 22,986 | 6,198 | 32,887 | 21% | 2% | 19.1 | 3.6 |
| ACB | HOSE | 32,000 | 39,800 | 10/05/2021 | 9,253 | 4,281 | 21,066 | 24% | 2% | 7.6 | 1.4 |
| TCB | HOSE | 50,600 | 51,300 | 10/05/2021 | 15,741 | 4,497 | 25,278 | 19% | 3% | 11.4 | 2.0 |
| GEG | HOSE | 18,200 | 21,200 | 07/05/2021 | 388 | 1,273 | 12,788 | 10% | 4% | 16.8 | 1.7 |
| BMP | HOSE | 53,600 | 66,900 | 06/05/2021 | 551 | 6,735 | 32,184 | 21% | 17% | 9.9 | 2.1 |
| CTD | HOSE | 68,400 | 69,200 | 29/04/2021 | 593 | 7,960 | 112,448 | 7% | 4% | 8.7 | 0.7 |
| FPT | HOSE | 92,700 | 91,800 | 14/04/2021 | 5,036 | 4,730 | 26,109 | 25% | 11% | 19.4 | 3.5 |
| VGS | HNX | 33,700 | 24,600 | 13/04/2021 | 171 | 3,623 | 25,974 | 20% | 5% | 7.5 | 1.4 |
| SMC | HOSE | 50,000 | 37,200 | 13/04/2021 | 313 | 4,961 | 17,978 | 20% | 8% | 6.8 | 1.4 |
| ACV | UPCOM | 84,793 | 85,600 | 09/04/2021 | 3,027 | 1,390 | 17,759 | 8% | 5% | 60.6 | 4.7 |
| PLX | HOSE | 50,000 | 64,800 | 31/03/2021 | 4,563 | 3,668 | 17,545 | 18% | 7% | 17.7 | 3.7 |
| SBT | HOSE | 21,800 | 30,000 | 25/03/2021 | 744 | 1,165 | 13,578 | 9% | 4% | 25.8 | 2.2 |
| GAS | HOSE | 91,000 | 102,000 | 05/03/2021 | 10,892 | 5,691 | 27,913 | 20% | 15% | 18.0 | 3.7 |

| 股票代碼 | 證券所 | 現時價格 | 目標價* | 報告日 | 預期 2021年 盈利 (十億越盾) | EPS 2021F | BV 2021F | ROE 2021F | ROA 2021F | PE 2021F | PB 2021F |
|------|-------|--------|--------|------------|-----------------------------|--------------|-------------|--------------|--------------|-------------|-------------|
| MSH | HOSE | 83,300 | 56,300 | 03/03/2021 | 336 | 6,721 | 30,835 | 22% | 12% | 8.4 | 1.8 |
| GIL | HOSE | 67,500 | 54,800 | 05/02/2021 | 317 | 8,813 | 43,186 | 20% | 10% | 6.2 | 1.3 |
| BSR | UPCOM | 18,787 | 12,900 | 05/02/2021 | 1,337 | 431 | 10,444 | 4% | 2% | 29.9 | 1.2 |
| GTN | HOSE | 18,950 | 36,290 | 29/01/2021 | 303 | 621 | 16,074 | 7% | 8% | 58.4 | 2.3 |
| LHG | HOSE | 50,300 | 30,400 | 19/01/2021 | 180 | 3,601 | 26,394 | 11% | 6% | 8.1 | 1.0 |
| CTR | UPCOM | 82,848 | 78,800 | 19/01/2021 | 223 | 3,172 | 14,460 | 23% | 6% | 21.1 | 4.6 |
| POW | HOSE | 11,600 | 14,700 | 19/01/2021 | 2,837 | 1,055 | 14,071 | 9% | 5% | 13.9 | 1.0 |

資料來源: PHFM 收集

*若除權交易日發生在報告日後將影響目標價

分析師認證

這份報告由 Pham Quang Chuong - 富鑫基金管理股份公司的研究員製作。負責籌備本研究報告之全部或部份內容之研究分析師、策略分析師、研究人員以茲聲明，任何研究分析師、策略分析師、研究人員在於本研究報告所提出之觀點，皆精確反映出其對於該發行機構與證券之個人意見。各研究分析師、策略分析師、研究人員均保證，其報酬在過去與未來，絕對沒有任何一部分是直接或間接與研究分析師、策略分析師、研究人員在此研究報告中所呈現之特定推薦或觀點有關。

評等指標定義

加碼= 預估其未來之潛在上漲空間大於10%。

觀望= 預估其未來之潛在漲跌空間將在上下10%之間。

減碼= 預估其未來之潛在下跌空間大於10%。

未評等= 本股票並不在富鑫證券之評等涵蓋範圍，或者尚未上市。

績效表現根據12個月的總回報(包含股息)所評定。

富鑫證券股份公司

地址： 21st Floor, Phu My Hung Building, 08 Hoang Van Thai St, Tan Phu Ward. District 7, HCM.

電話號碼： (84-28) 5 413 5479

傳真號碼： +84 28 5413 5473

胡志明市

富美興交易室

地址： Ground Floor. CR2-08. 107 Ton Dat Tien St..HCMC Tan Phu Ward. District 7.

電話號碼： (84-28) 5 413 5478

傳真號碼： +84 28 5413 5473

Tan Binh 分行

地址： E-Town 2 Building. Ground Floor. Room G.4A. 364 Cong Hoa St.. Ward 13. Tan Binh District.. HCMC

電話號碼: (84-28) 3813 2401

傳真號碼: (84-28) 3813 2415

第三郡分行

地址： Floor 2. Phuong Nam Building

157 Vo Thi Sau St.. District 3. HCMC

電話號碼: (84-28) 382 08068

傳真號碼: (84-28) 3820 8206

第一郡分行

地址： Floor 10, 1003A, Ruby Building, 81-83-83B-85 Ham Nghi St, Nguyen Thai Binh Ward, District 1, HCMC

電話號碼: (84-28) 3 535 6060

傳真號碼: (84-28) 3 535 2912

河內市

Ha Noi 分行

地址： Floor 5. Vinafor Building 127 Lo Duc St Hai Ba Trung Dist.. Hanoi

電話號碼: (84-24) 3 933 4566

傳真號碼: (84-24) 3 933 4820

Thanh Xuan 分行

地址： Floor 5. UDIC Complex Building N04 Hoang Dao Thuy. Trung Hoa. Cau Giay Dist.. HaNoi.

電話號碼: (84-24) 6 250 9999

傳真號碼: (84-24) 6 250 6666

海防市

海防分行

地址： Floor 2. Eliteco Building

18 Tran Hung Dao St. Hong Bang Distric. Hai Phong

電話號碼: (84-225) 384 1810

傳真號碼: (84-225) 384 1801