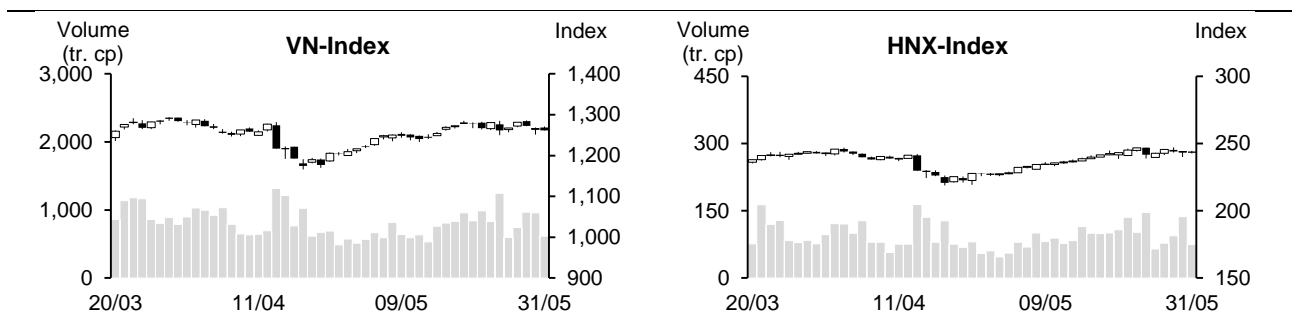


31/05/2024	HOSE		VN30		HNX	
	Value	Change %	Value	Change %	Value	Change %
Closing rate	1,261.72	-0.36%	1,275.97	-0.26%	243.09	-0.38%
<b>Total volume (mil. shares)</b>	<b>771.44</b>	<b>-26.60%</b>	<b>185.13</b>	<b>-36.60%</b>	<b>77.97</b>	<b>-45.38%</b>
<b>Matched volume (mil. shares)</b>	<b>618.04</b>	<b>-35.55%</b>	<b>164.30</b>	<b>-41.96%</b>	<b>74.94</b>	<b>-45.31%</b>
20-session average (mil. shares)	781.54	-20.92%	233.66	-29.68%	96.78	-22.57%
<b>Total value (bil dong)</b>	<b>18,751</b>	<b>-27.51%</b>	<b>6,596</b>	<b>-33.06%</b>	<b>1,449</b>	<b>-46.85%</b>
<b>Matched value (bil dong)</b>	<b>15,457</b>	<b>-34.90%</b>	<b>5,760</b>	<b>-40.11%</b>	<b>1,356</b>	<b>-47.49%</b>
20-session average (bil dong)	19,391	-20.29%	7,637	-24.57%	1,916	-29.24%
	Weight %		Weight %		Weight %	
<b>Number of gainers</b>	198	40%	9	30%	93	39%
<b>Number of droppers</b>	222	45%	18	60%	83	35%
<b>Stand still codes</b>	71	14%	3	10%	63	26%



### REMARKABLE POINTS ON THE MARKET

The market saw the 3<sup>rd</sup> drop in a row with the range narrowing down. Main indexes struggled in the whole session without support of the cash flow. The liquidity dropped remarkably, from all VN30, Midcap, and Smallcap. For the groups, red took control on pillars at the end, but the selling wasn't too strong. On the contrary, there were still some remarkable groups today like steel, retail, seaport, textile, and Viettel. Foreign investors saw another strong net selling session.

### TECHNICAL POINT OF VIEW

In technical term, VN-Index dropped slightly with selling pressure at the end. There was no sign of a gaining candle following yesterday base-withdraw one, instead there was a dropping candle again, but a positive point is that the candle range and the volume wasn't high, showing that selling pressure is not strong. With such situation, the index might struggle within 1,250-1,285, expecting candle change and the volume is still low. But it is also possible that it might break 1,250 to drop further to 1,234-1,257. For HNX-Index, it also saw another drop, but there was sign of a small dropping candle with low volume. The index might continue struggling within 238-247, expecting candle change and the volume will also drop. General strategy might be maintaining high-average weight, expecting differentiation, focusing on Midcap; having priority on strong codes that surpass peak level before the market like Technology, Aviation, Thermal Power, Retail, Fertilizer, Textile, Oil, and Sea transport, or the groups that gained afterward that are relatively improving the health like Construction, Real estate, Industrial Park, Steel, and Securities, Power, Insurance, and Plastic.

**Recommending code:** Buy DRC – Sell PVD

(Details in page 2)

## RECOMMENDING CODES AS PER TECHNICAL SIGNS

## Codes of the day

No	Ticker	Recommend	Recommended date	Current Price	Operation Price	Current profit/loss	Target Price	Expected profit	Cut loss price	Expected Loss	Note
1	DRC	Buy	03/06/24	33.45	33.45	0.0%	42	25.6%	32	-4.3%	Positive shake-off sign
2	PVD	Sell	03/06/24	31.65	31.90	-0.8%	38.0	19.1%	30.0	-6.0%	Weakening sign, might drop or collect further

## List of recommended codes

No	Ticker	Recommend	Recommended date	Current Price	Operation price	Current profit/loss	Target Price	Expected profit	Cut loss price	Expected Loss	Note
1	SCS	Hold	08/05/24	90.00	80	12.5%	96	20.0%	76.5	-4.4%	
2	BAF	Hold	20/05/24	22.9	19.69	16.0%	25	27.0%	18.7	-5%	
3	IJC	Buy	17/05/24	14.75	14.2	3.9%	15.7	10.6%	13.5	-5%	
4	CTD	Buy	20/05/24	72.50	70.7	2.5%	78	10.3%	66.5	-6%	
5	DRI	Buy	22/05/24	14.61	13.05	11.9%	16	22.6%	12.3	-6%	
6	DGC	Buy	23/05/24	126.00	125.9	0.1%	150	19%	119.5	-5%	
7	GIL	Buy	24/05/24	36.7	35.5	3.4%	43	21%	33.5	-6%	
8	QTP	Buy	27/05/24	17.399	16.83	3.4%	19.5	16%	16	-5%	
9	NAF	Buy	28/05/24	18.8	18.85	-0.3%	21	11%	17.8	-6%	
10	SIP	Buy	29/05/24	89.7	91	-1.4%	110	21%	86	-5%	
11	PTB	Buy	30/05/24	72.3	70.9	2.0%	80	13%	68.3	-4%	
12	PPC	Buy	31/05/24	16.5	16.05	2.8%	18	12%	15.1	-6%	

**DAILY NEWS****Domestic news****At the end of May, two more banks raising savings interest rate from May 31**

Eximbank has released new interest rates applied from May 31. In which, the bank maintained the rate for on-counter deposits but raised 0.1%/year for all terms for online deposits. 1-3-month listed at 3.1% - 3.3% - 3.4%/year. 6-9-month increased to 4.2%/year; while 12-month reached 5%/year; 15-month is 5.1%/year. 18-month increased to 5.2%/year; 24-36-month is 5.3%/year.

Along with Eximbank, on May 31, Vietnam International Bank (VIB) saw the 4<sup>th</sup> interest rate raise since early May, by 0.2%/year for 6-11-month terms. Previously, VIB saw 3 raises on May 4, 8, and 21. VIB maintained interest rate for other terms.

**Agriculture product export increased by over 11% in 5 months 2024**

In 5 months, most groups increased so export value increased to 24.14 billion USD. In which, agriculture products is 13.11 billion USD, up by 27.7%; forestry products is 6.58 billion USD, up by 22.7%; aqua products is 3.5 billion USD, up by 3.6%; farming is 199 million USD, up by 5.6%.

One of impressive export products in 5 months is wood and wood products. In May alone, the value increased by 22.8% YoY. Ministry of Agriculture and Rural Development stated that since the demand in big markets recovered, wood and wood products export might see positive growth and might reach target of 17.5 billion USD in 2024.

Three biggest export markets America, China, and Japan still maintained steady, with export value accounting 20.6%; 19.2%; and 6.7% respectively.

**On May 31, SJC gold price dropped strongly to 83-87 million dong/tael**

On May 31, SJC gold price has dropped, some companies have lowered selling price to below 86 million dong/tael. Buying rate is only 83 million dong/tael. From the opening to 14:30, Saigon Jewelry saw 7 adjustments for SJC. Current price is only 83.0-87.0 million dong/tael, down by 3.3 million dong on buying and 1.8 million dong on selling side. DOJL adjusted it stronger, bringing SJC price to below 86 million dong/tael, to 83.05-85.95 million dong/tael.

Source: Cafef, Vietstock

## Listing Company News

### **TCM: paying 10% bonus share**

On June 12, Thanh Cong Textile – Investment – Trade (TCM – HOSE) will see closing date for receiving shares. Accordingly, the company expects to issue nearly 9.26 million bonus shares to existed shareholders at the rate of 10%. After issuing, TCM chartered capital is expected to increase to nearly 1,020 billion.

### **Eximbank prepares to receive cash and share dividend at total rate of 10%**

BoM of Export and Import Bank (Eximbank, HOSE: EIB) released resolution on paying 2023 dividend at 3% in cash and 7% in share. For cash dividend, with over 1.7 billion outstanding shares, the bank expects to spend about 522 billion on this payment. For cash dividend, Eximbank expects to issue 121.9 million new shares, the rate is 7%. If succeed, Eximbank chartered capital will increase from 17,469 to 18,688 billion.

### **Kinh Bac continues having ambitious plan, expecting to offer 250 million private shares to raise capital**

Kinh Bac Urban Development (KBC, HOSE) released 2024 general meeting documents. The meeting is expected to take place on June 19. For 2024 targets, Kinh Bac set revenue target at 9 trillion, up by 60.2% YoY, EAT is 4 trillion, up by 78.2% YoY. For profit distribution, Kinh Bac submitted to not paying dividend.

At upcoming meeting, Kinh Bac submits to issue 250 million private shares to no more than 100 professional stock investors, issuing rate will be authorized to BoM for deciding. The shares will see transfer limit of 1 year from completing date and will take place in 2024-2025. If succeed, KBC will raise chartered capital from 7,676 to 10,176 billion.

Source: Fireant, Cafef

**MARKET STATISTICS****Statistics on matching trade****TOP 5 IMPACTING GAINERS**

HOSE			
Ticker	Closing (VND)	Change %	Impact %
HPG	28,600	1.24%	0.04%
VIC	43,550	0.93%	0.03%
MWG	63,600	1.27%	0.02%
FRT	170,500	3.33%	0.01%
TCB	47,000	0.43%	0.01%

HNX			
Ticker	Closing (VND)	Change %	Impact %
NTP	55,500	3.54%	0.08%
DTK	13,000	1.56%	0.04%
VCS	69,300	1.17%	0.04%
PVI	58,500	0.86%	0.04%
TNG	26,600	3.50%	0.03%

**TOP 5 IMPACTING DROPPERS**

HOSE			
Ticker	Closing (VND)	Change %	Impact %
VCB	87,200	-1.58%	-0.15%
BID	47,100	-1.26%	-0.07%
GVR	35,150	-2.36%	-0.07%
GAS	80,100	-1.23%	-0.05%
SAB	58,300	-1.69%	-0.03%

HNX			
Ticker	Closing (VND)	Change %	Impact %
BAB	12,200	-2.40%	-0.08%
MBS	33,000	-1.79%	-0.08%
PVS	43,400	-1.14%	-0.07%
CEO	18,800	-1.57%	-0.04%
HHC	76,500	-8.27%	-0.03%

**TOP 5 IN MATCHING VOLUME**

HOSE			
Ticker	Closing (VND)	Change %	Volume (share)
EIB	19,950	1.27%	20,081,120
HPG	28,600	1.24%	17,748,524
VIX	18,000	0.56%	16,874,268
MBB	21,750	-0.46%	14,941,078
BCG	9,590	0.00%	14,817,113

HNX			
Ticker	Closing (VND)	Change %	Volume (share)
TNG	26,600	3.50%	7,224,653
SHS	18,200	-0.55%	6,665,773
AAV	6,900	-9.21%	5,124,062
PVS	43,400	-1.14%	4,016,601
IDJ	8,200	2.50%	3,710,639

**TOP 5 IN MATCHING VALUE**

HOSE			
Ticker	Closing (VND)	Change %	Value (bil. VND)
MWG	63,600	1.27%	651.5
HPG	28,600	1.24%	505.3
MSN	76,600	-0.78%	434.3
EIB	19,950	1.27%	402.9
FRT	170,500	3.33%	357.3

HNX			
Ticker	Closing (VND)	Change %	Value (bil. VND)
TNG	26,600	3.50%	192.7
PVS	43,400	-1.14%	174.4
SHS	18,200	-0.55%	122.1
IDC	63,800	0.00%	88.7
MBS	33,000	-1.79%	87.0

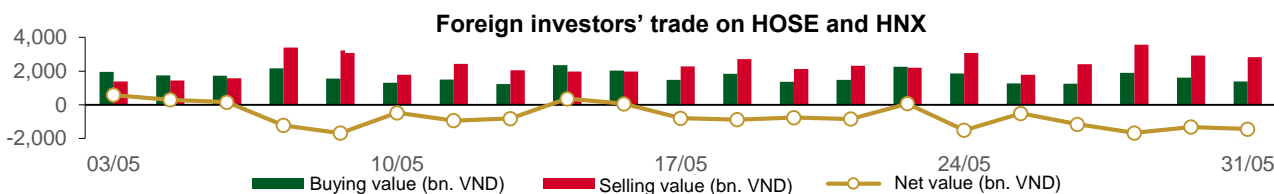
**Statistics on agreement trades****TOP 5 IN AGREEMENT TRADES**

HOSE		
Ticker	Agreement vol. (share)	Agreement value (bil. VND)
MSB	64,840,000	901.65
LPB	34,633,296	848.52
VHM	15,333,034	628.65
EIB	9,880,000	189.33
KOS	2,653,400	109.72

HNX		
Ticker	Agreement vol. (share)	Agreement value (bil. VND)
GKM	1,859,400	74.50
HUT	870,000	15.62
TDT	246,000	1.72
DTG	26,000	0.91
SHS	30,000	0.57

## Statistics on foreign investors' trade

Exchange	Buying vol. (mil. share)	Buying value (bil. VND)	Selling vol. (mil. share)	Selling value (bil. VND)	Net selling/ buying value (mil. share)	Net selling/ buying value (bil. VND)
HOSE	49.46	1,344.79	90.11	2,779.21	(40.65)	(1,434.42)
HNX	1.69	46.75	1.67	51.39	0.02	(4.65)
<b>Total</b>	<b>51.14</b>	<b>1,391.54</b>	<b>91.78</b>	<b>2,830.61</b>	<b>(40.64)</b>	<b>(1,439.07)</b>



### TOP 5 BOUGHT-IN

HOSE			
Ticker	Closing (VND)	Buying vol. (share)	Buying value (bil. VND)
MSB	14,300	11,254,300	150.95
HPG	28,600	4,109,790	117.19
TCB	47,000	1,897,275	88.93
FPT	134,600	597,161	80.26
MSN	76,600	1,028,502	79.80

HNX			
Ticker	Closing (VND)	Buying vol. (share)	Buying value (bil. VND)
TNG	26,600	625,600	16.54
PVS	43,400	141,619	6.15
TIG	14,200	353,700	5.03
IDC	63,800	75,600	4.82
VGS	36,700	83,500	3.05

### TOP 5 SOLD-OUT

HOSE			
Ticker	Closing (VND)	Selling vol. (share)	Selling value (bil. VND)
VHM	38,850	17,225,734	702.69
VCB	87,200	3,342,653	294.24
MWG	63,600	3,021,136	191.52
MSB	14,300	11,176,700	149.83
VNM	65,400	1,751,438	114.68

HNX			
Ticker	Closing (VND)	Selling vol. (share)	Selling value (bil. VND)
IDC	63,800	297,200	18.93
MBS	33,000	196,608	6.57
DTD	32,400	194,100	6.22
CEO	18,800	306,126	5.82
HUT	19,200	174,200	3.35

### TOP 5 NET BUYING

HOSE			
Ticker	Closing (VND)	Net vol. (share)	Net value (bil VND)
TCB	47,000	1,342,975	62.93
MSN	76,600	686,269	53.23
FPT	134,600	355,276	47.68
HPG	28,600	752,782	21.56
DGC	126,000	147,050	18.49

HNX			
Ticker	Closing (VND)	Net vol. (share)	Net value (bil VND)
TNG	26,600	525,796	13.84
PVS	43,400	110,341	4.79
TIG	14,200	328,300	4.67
VGS	36,700	78,400	2.87
BVS	46,000	27,600	1.28

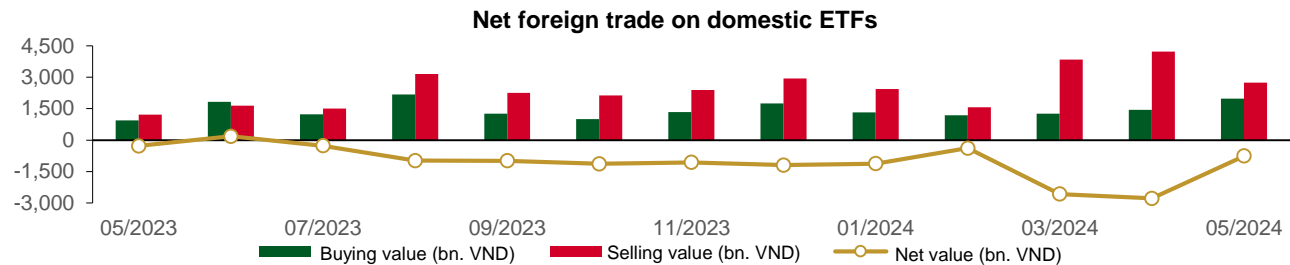
### TOP 5 NET SELLING

HOSE			
Ticker	Closing (VND)	Net vol. (share)	Net value (bil VND)
VHM	38,850	(16,494,719)	(674.08)
VCB	87,200	(2,918,310)	(256.79)
MWG	63,600	(2,043,234)	(129.61)
VNM	65,400	(1,529,630)	(100.13)
MBB	21,750	(3,466,811)	(75.63)

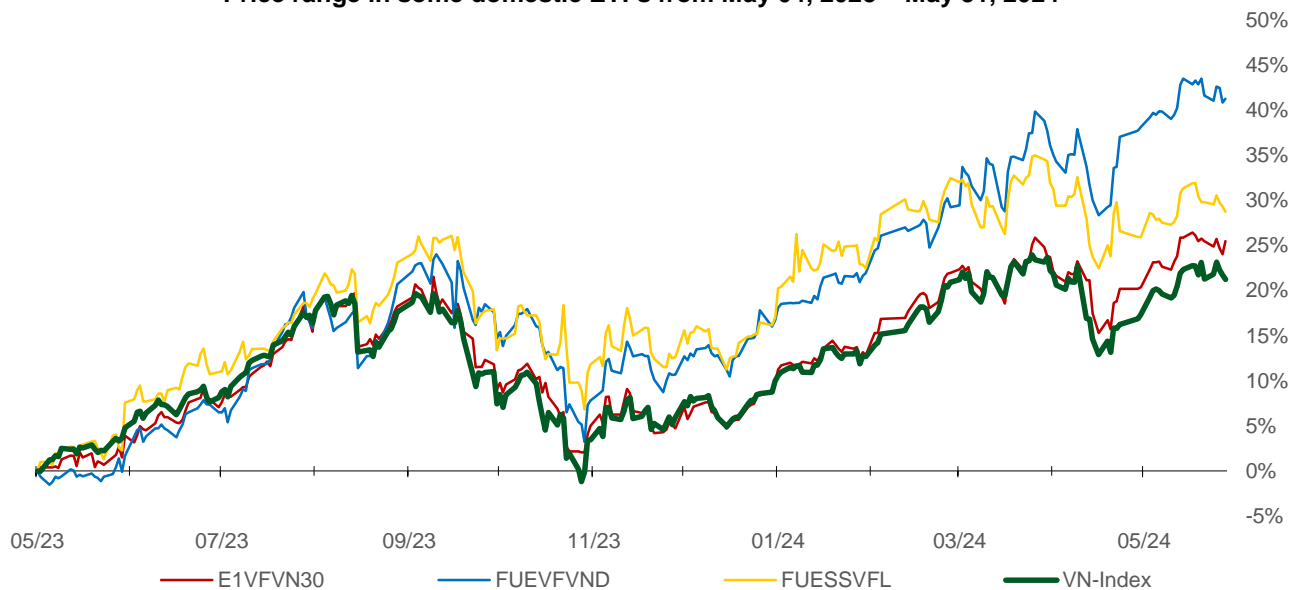
HNX			
Ticker	Closing (VND)	Net vol. (share)	Net value (bil VND)
IDC	63,800	(221,600)	(14.11)
CEO	18,800	(273,126)	(5.19)
MBS	33,000	(138,708)	(4.64)
DTD	32,400	(125,700)	(4.02)
HUT	19,200	(160,300)	(3.09)

## Statistics on domestic ETF share trade

PRICE					FOREIGN TRADE			
Ticker	Closing VND	Change (%)	Volume (share)	Value (bil VND)	Ticker	Buying (bil VND)	Selling (bil VND)	Net value (bil VND)
E1VFN30	22,500	1.2%	2,428,695	54.06	E1VFN30	38.24	52.01	(13.77)
FUEMAV30	15,280	0.4%	18,423	0.28	FUEMAV30	0.27	0.04	0.24
FUESSV30	15,860	0.1%	4,960	0.08	FUESSV30	0.01	0.03	(0.02)
FUESSV50	19,330	0.4%	6,400	0.12	FUESSV50	0.09	0.01	0.08
FUESSVFL	20,390	-0.4%	756,288	15.41	FUESSVFL	1.27	15.33	(14.06)
FUEVFN30	31,700	0.3%	567,074	17.97	FUEVFN30	6.82	17.02	(10.21)
FUEVN100	17,440	-0.3%	57,011	0.99	FUEVN100	0.04	0.55	(0.51)
FUEIP100	7,810	1.3%	2,001	0.02	FUEIP100	0.00	0.00	(0.00)
FUEKIV30	8,490	-4.6%	19,100	0.16	FUEKIV30	0.16	0.16	(0.01)
FUEDCMID	12,350	0.8%	23,600	0.29	FUEDCMID	0.27	0.00	0.27
FUEKIVFS	12,120	0.7%	52,700	0.63	FUEKIVFS	0.63	0.00	0.63
FUEMAVND	13,410	0.5%	500	0.01	FUEMAVND	0.00	0.01	(0.01)
FUEFCV50	12,020	-0.2%	5,900	0.07	FUEFCV50	0.00	0.00	0.00
FUEBFVND	12,510	0.0%	0	0.00	FUEBFVND	0.00	0.00	0.00
<b>Total</b>			<b>3,942,652</b>	<b>90.09</b>	<b>Total</b>	<b>47.80</b>	<b>85.17</b>	<b>(37.37)</b>



## Price range in some domestic ETFs from May 04, 2023 – May 31, 2024



## Statistics on guaranteed warrant trade

Warrant code (*)	Closing rate (VND)	Change (%)	Matched volume	Day to maturity	Price (VND)	Theoretical buying rate (VND) (**)	Difference from closing rate (VND)	Operating price (VND)	Converting rate n:1	Matured date
CACB2304	2,450	1.2%	4,490	115	24,650	2,222	(228)	19,320	2.5	23/09/2024
CACB2305	1,090	-2.7%	512,990	129	24,650	965	(125)	20,160	5.0	07/10/2024
CACB2306	2,510	0.8%	73,050	48	24,650	2,497	(13)	18,480	2.5	18/07/2024
CACB2307	840	0.0%	28,350	80	24,650	778	(62)	21,000	5.0	19/08/2024
CACB2401	2,250	6.6%	3,040	17	24,650	2,165	(85)	21,000	1.7	17/06/2024
CFPT2310	6,500	-3.3%	2,950	62	134,600	6,393	(107)	84,510	7.9	01/08/2024
CFPT2313	3,670	1.7%	11,010	68	134,600	3,514	(156)	100,000	10.0	07/08/2024
CFPT2314	4,270	0.0%	10,840	221	134,600	3,659	(611)	100,000	10.0	07/01/2025
CFPT2316	5,290	0.4%	18,000	48	134,600	5,291	1	82,000	10.0	18/07/2024
CFPT2317	2,460	0.4%	58,500	172	134,600	2,341	(119)	101,000	15.0	19/11/2024
CFPT2318	4,420	4.7%	700	41	134,600	4,491	71	99,000	8.0	11/07/2024
CHDB2306	1,170	1.7%	15,730	24	23,250	1,128	(42)	19,340	3.5	24/06/2024
CHPG2315	1,040	8.3%	54,190	20	28,600	976	(64)	25,250	3.6	20/06/2024
CHPG2316	1,270	4.1%	27,410	111	28,600	1,095	(175)	26,260	3.6	19/09/2024
CHPG2319	590	-1.7%	25,120	24	28,600	538	(52)	27,370	3.6	24/06/2024
CHPG2322	1,560	6.1%	14,190	45	28,600	1,343	(217)	27,270	1.8	15/07/2024
CHPG2329	1,840	2.8%	148,400	62	28,600	1,814	(26)	26,360	1.8	01/08/2024
CHPG2331	940	8.1%	336,790	129	28,600	845	(95)	25,450	5.5	07/10/2024
CHPG2332	920	2.2%	50,920	160	28,600	847	(73)	25,910	5.5	07/11/2024
CHPG2333	930	3.3%	11,290	188	28,600	847	(83)	26,360	5.5	05/12/2024
CHPG2334	740	1.4%	158,270	221	28,600	644	(96)	26,810	7.3	07/01/2025
CHPG2337	720	4.4%	375,710	33	28,600	663	(57)	26,970	3.6	03/07/2024
CHPG2338	1,140	2.7%	42,080	125	28,600	977	(163)	27,270	3.6	03/10/2024
CHPG2339	3,450	0.9%	2,010	216	28,600	2,398	(1,052)	27,470	1.8	02/01/2025
CHPG2341	1,340	3.1%	156,310	48	28,600	1,372	32	27,270	1.8	18/07/2024
CHPG2342	910	0.0%	30,500	172	28,600	839	(71)	21,820	9.1	19/11/2024
CHPG2343	1,160	11.5%	2,090	12	28,600	1,197	37	25,450	2.7	12/06/2024
CHPG2401	360	24.1%	13,880	17	28,600	470	110	28,180	2.7	17/06/2024
CMBB2312	1,750	-3.9%	57,640	62	21,750	1,470	(280)	19,080	2.0	01/08/2024
CMBB2314	790	-6.0%	88,630	68	21,750	661	(129)	19,570	3.9	07/08/2024
CMBB2315	1,180	-3.3%	84,110	221	21,750	878	(302)	19,570	3.9	07/01/2025
CMBB2317	700	1.5%	9,090	80	21,750	542	(158)	19,570	4.9	19/08/2024
CMBB2318	1,390	-1.4%	33,910	111	21,750	1,137	(253)	17,610	3.9	19/09/2024
CMBB2401	1,340	-2.9%	680	17	21,750	1,120	(220)	19,570	2.0	17/06/2024
CMSN2307	240	0.0%	16,380	24	76,600	91	(149)	83,000	10.0	24/06/2024
CMSN2311	410	0.0%	18,050	62	76,600	155	(255)	88,500	8.0	01/08/2024
CMSN2313	920	-1.1%	10,850	129	76,600	562	(358)	80,000	10.0	07/10/2024
CMSN2316	740	-8.6%	40,860	125	76,600	411	(329)	83,980	10.0	03/10/2024
CMSN2317	1,350	-0.7%	8,360	216	76,600	678	(672)	86,870	8.0	02/01/2025
CMWG2310	2,220	-0.9%	14,610	62	63,600	2,060	(160)	54,500	5.0	01/08/2024
CMWG2313	2,470	6.5%	21,050	68	63,600	2,375	(95)	50,000	6.0	07/08/2024
CMWG2314	1,720	6.8%	85,740	221	63,600	1,513	(207)	52,000	10.0	07/01/2025
CMWG2316	2,900	11.5%	32,280	82	63,600	2,707	(193)	48,000	6.0	21/08/2024
CMWG2318	3,520	6.7%	19,470	48	63,600	3,628	108	42,000	6.0	18/07/2024
CNVL2305	190	11.8%	5,190	24	14,450	53	(137)	17,000	4.0	24/06/2024
CPDR2305	2,040	4.6%	2,160	24	25,200	1,944	(96)	18,260	3.6	24/06/2024
CPOW2306	70	0.0%	5,300	24	12,600	0	(70)	16,000	2.0	24/06/2024
CPOW2313	340	-12.8%	74,180	33	12,600	189	(151)	12,890	2.0	03/07/2024
CPOW2314	750	-3.9%	13,490	125	12,600	390	(360)	13,110	2.0	03/10/2024
CPOW2315	1,030	-1.0%	210	216	12,600	489	(541)	13,460	2.0	02/01/2025
CSHB2303	220	-4.4%	39,810	32	11,400	88	(132)	12,350	2.0	02/07/2024
CSHB2304	220	15.8%	1,560	33	11,400	78	(142)	11,670	5.0	03/07/2024
CSHB2305	370	0.0%	0	125	11,400	113	(257)	12,560	5.0	03/10/2024
CSHB2306	950	-1.0%	31,590	216	11,400	408	(542)	12,780	2.0	02/01/2025



CSTB2312	80	0.0%	0	20	27,850	8	(72)	33,330	5.0	20/06/2024
CSTB2313	210	10.5%	119,290	111	27,850	110	(100)	35,560	5.0	19/09/2024
CSTB2316	10	-50.0%	31,870	24	27,850	2	(8)	36,330	5.0	24/06/2024
CSTB2325	330	-2.9%	5,840	62	27,850	181	(149)	31,500	4.0	01/08/2024
CSTB2327	160	0.0%	49,910	68	27,850	116	(44)	32,000	6.0	07/08/2024
CSTB2328	450	2.3%	610	221	27,850	245	(205)	33,000	8.0	07/01/2025
CSTB2331	70	0.0%	10,890	33	27,850	11	(59)	35,000	5.0	03/07/2024
CSTB2332	210	0.0%	7,100	125	27,850	123	(87)	35,890	5.0	03/10/2024
CSTB2333	1,100	-1.8%	31,290	216	27,850	627	(473)	36,110	2.0	02/01/2025
CSTB2334	1,050	1.0%	13,080	82	27,850	893	(157)	27,000	3.0	21/08/2024
CSTB2337	830	1.2%	10	172	27,850	529	(301)	27,000	7.0	19/11/2024
CSTB2338	90	-35.7%	57,700	12	27,850	142	52	29,000	3.0	12/06/2024
CSTB2401	70	16.7%	3,500	17	27,850	54	(16)	31,000	3.0	17/06/2024
CTCB2307	3,700	-2.1%	6,560	62	47,000	3,643	(57)	32,970	3.9	01/08/2024
CTCB2309	4,730	3.5%	6,200	115	47,000	4,662	(68)	33,940	2.9	23/09/2024
CTCB2310	1,850	2.2%	52,350	129	47,000	1,744	(106)	33,940	7.8	07/10/2024
CTCB2312	5,300	7.1%	370	41	47,000	5,339	39	31,620	2.9	11/07/2024
CTCB2401	6,400	0.0%	0	17	47,000	7,409	1,009	32,970	1.9	17/06/2024
CTPB2305	150	-11.8%	5,640	33	17,650	50	(100)	19,330	4.0	03/07/2024
CTPB2306	870	-1.1%	4,350	125	17,650	328	(542)	19,890	2.0	03/10/2024
CTPB2401	120	0.0%	48,400	17	17,650	110	(10)	18,500	2.0	17/06/2024
CVHM2307	20	0.0%	10,280	24	38,850	0	(20)	62,670	8.0	24/06/2024
CVHM2311	100	-16.7%	3,080	62	38,850	2	(98)	60,500	5.0	01/08/2024
CVHM2313	280	-6.7%	41,070	129	38,850	80	(200)	50,000	10.0	07/10/2024
CVHM2316	120	0.0%	40	33	38,850	3	(117)	51,230	8.0	03/07/2024
CVHM2317	240	0.0%	27,080	125	38,850	65	(175)	52,350	8.0	03/10/2024
CVHM2318	960	-1.0%	10	216	38,850	227	(733)	53,460	5.0	02/01/2025
CVHM2401	180	-5.3%	6,290	17	38,850	55	(125)	43,000	4.0	17/06/2024
CVIB2304	960	-2.0%	39,000	68	21,750	842	(118)	18,880	3.8	07/08/2024
CVIB2305	660	-1.5%	44,850	221	21,750	506	(154)	20,770	5.7	07/01/2025
CVIB2306	3,400	-1.7%	8,920	82	21,750	3,069	(331)	16,050	1.9	21/08/2024
CVIB2307	890	-3.3%	28,280	80	21,750	674	(216)	19,820	3.8	19/08/2024
CVIB2401	1,170	1.7%	2,830	17	21,750	1,067	(103)	19,820	1.9	17/06/2024
CVIC2306	100	-16.7%	420	24	43,550	0	(100)	62,220	8.0	24/06/2024
CVIC2308	220	4.8%	10,290	68	43,550	93	(127)	50,000	10.0	07/08/2024
CVIC2309	270	-10.0%	38,510	129	43,550	146	(124)	52,000	10.0	07/10/2024
CVIC2312	150	-21.1%	150	33	43,550	14	(136)	52,350	10.0	03/07/2024
CVIC2313	260	0.0%	37,540	125	43,550	114	(146)	53,460	10.0	03/10/2024
CVIC2314	940	-3.1%	32,280	216	43,550	400	(540)	54,570	5.0	02/01/2025
CVNM2306	90	-25.0%	2,390	24	65,400	10	(80)	71,710	9.5	24/06/2024
CVNM2310	160	6.7%	2,010	68	65,400	8	(152)	78,400	9.8	07/08/2024
CVNM2311	460	-2.1%	24,370	221	65,400	107	(353)	78,400	9.8	07/01/2025
CVNM2314	260	-3.7%	34,850	125	65,400	10	(250)	85,150	7.8	03/10/2024
CVNM2315	1,170	-1.7%	7,500	216	65,400	71	(1,099)	87,110	3.9	02/01/2025
CVPB2312	520	-5.5%	1,860	62	18,000	363	(157)	19,000	1.8	01/08/2024
CVPB2314	90	0.0%	74,290	68	18,000	43	(47)	21,720	3.6	07/08/2024
CVPB2315	280	3.7%	16,600	221	18,000	135	(145)	22,170	5.4	07/01/2025
CVPB2317	60	0.0%	1,000	33	18,000	9	(51)	21,720	3.6	03/07/2024
CVPB2318	240	0.0%	1,540	125	18,000	92	(148)	22,230	3.6	03/10/2024
CVPB2319	1,060	0.0%	0	216	18,000	337	(723)	22,740	1.8	02/01/2025
CVPB2321	380	-9.5%	10,980	80	18,000	258	(122)	17,090	6.6	19/08/2024
CVPB2322	480	-7.7%	2,700	111	18,000	267	(213)	18,990	3.8	19/09/2024
CVRE2308	150	-21.1%	830	24	21,750	0	(150)	31,330	5.0	24/06/2024
CVRE2313	180	5.9%	1,810	62	21,750	10	(170)	29,500	4.0	01/08/2024
CVRE2315	200	0.0%	36,530	129	21,750	26	(174)	30,000	8.0	07/10/2024
CVRE2318	70	0.0%	0	33	21,750	0	(70)	31,000	4.0	03/07/2024
CVRE2319	170	0.0%	35,180	125	21,750	27	(143)	31,780	4.0	03/10/2024
CVRE2320	700	0.0%	4,620	216	21,750	164	(536)	32,330	2.0	02/01/2025
CVRE2322	550	-8.3%	5,650	48	21,750	150	(400)	24,000	3.0	18/07/2024
CVRE2323	60	0.0%	37,090	12	21,750	7	(53)	24,800	3.0	12/06/2024

(\*) All are buying stock rights, conducted in European style and payment method is in cash  
 (\*\*) PHS evaluates in Black-Scholes model

## LIST OF CODES ANALYZED

Ticker	Exchange	Market price	Reasonable price *	Report date	2024F EAT (bil. VND)
<a href="#">IMP</a>	HOSE	68,100	77,200	13/05/2024	383
<a href="#">DGC</a>	HOSE	126,000	118,800	08/05/2024	3,864
<a href="#">FMC</a>	HOSE	50,500	55,100	04/05/2024	343
<a href="#">PVD</a>	HOSE	31,650	31,000	02/05/2024	780
<a href="#">VNM</a>	HOSE	65,400	71,600	22/04/2024	9,245
<a href="#">HDB</a>	HOSE	23,250	31,000	16/04/2024	13,140
<a href="#">BSR</a>	UPCOM	22,735	23,200	08/04/2024	5,111
<a href="#">STK</a>	HOSE	29,750	38,550	04/04/2024	132
<a href="#">KDH</a>	HOSE	36,200	42,200	22/03/2024	1,198
<a href="#">PVT</a>	HOSE	30,200	34,850	20/03/2024	2,344
<a href="#">MSB</a>	HOSE	14,300	20,700	19/03/2024	5,749
<a href="#">POW</a>	HOSE	12,600	14,500	12/03/2024	1,923
<a href="#">NT2</a>	HOSE	23,050	32,300	07/02/2024	640
<a href="#">VIB</a>	HOSE	21,750	27,000	07/02/2024	9,843
<a href="#">VHM</a>	HOSE	38,850	63,300	26/01/2024	27,904
<a href="#">MSH</a>	HOSE	49,700	55,900	17/01/2024	318
<a href="#">SIP</a>	HOSE	89,700	83,400	10/01/2024	1,123
<a href="#">KBC</a>	HOSE	31,400	36,000	10/01/2024	1,647
<a href="#">IDC</a>	HNX	63,800	56,000	10/01/2024	2,212
<a href="#">CTG</a>	HOSE	31,900	36,375	10/01/2024	23,247
<a href="#">VCB</a>	HOSE	87,200	87,329	10/01/2024	37,497
<a href="#">BID</a>	HOSE	47,100	55,870	10/01/2024	25,522
<a href="#">TCB</a>	HOSE	47,000	45,148	10/01/2024	22,796
<a href="#">MBB</a>	HOSE	21,750	29,592	10/01/2024	23,926
<a href="#">TPB</a>	HOSE	17,650	24,130	10/01/2024	7,508
<a href="#">OCB</a>	HOSE	14,750	19,164	10/01/2024	4,880
<a href="#">ACB</a>	HOSE	24,650	31,952	10/01/2024	18,261
<a href="#">VPB</a>	HOSE	18,000	25,603	10/01/2024	16,420
<a href="#">STB</a>	HOSE	27,850	34,494	10/01/2024	9,865
<a href="#">LPB</a>	HOSE	25,800	18,389	10/01/2024	4,731
<a href="#">SHB</a>	HOSE	11,400	16,146	10/01/2024	10,044
<a href="#">MWG</a>	HOSE	63,600	61,600	10/01/2024	2,325
<a href="#">FRT</a>	HOSE	170,500	119,200	10/01/2024	305
<a href="#">DGW</a>	HOSE	65,000	55,300	10/01/2024	665
<a href="#">PNJ</a>	HOSE	93,900	101,000	10/01/2024	2,357
<a href="#">SAB</a>	HOSE	58,300	83,600	10/01/2024	5,162
<a href="#">HPG</a>	HOSE	28,600	31,200	10/01/2024	15,721
<a href="#">VHC</a>	HOSE	74,000	87,700	10/01/2024	1,218
<a href="#">ANV</a>	HOSE	33,800	39,100	10/01/2024	261
<a href="#">TCM</a>	HOSE	54,800	54,700	10/01/2024	221
<a href="#">GEG</a>	HOSE	13,950	18,000	10/01/2024	227
<a href="#">GAS</a>	HOSE	80,100	87,300	10/01/2024	12,352
<a href="#">PLX</a>	HOSE	41,000	42,300	10/01/2024	4,395
<a href="#">PVS</a>	HNX	43,400	40,300	10/01/2024	1,136
<a href="#">NLG</a>	HOSE	44,000	40,600	10/01/2024	631
<a href="#">VRE</a>	HOSE	21,750	37,700	10/01/2024	4,252

Source: PHS

\*Reasonable price hasn't been adjusted with operated rights after reporting date

### **Analyst Certification**

The report is made by Pham Quang Chuong, analyst – Phu Hung Securities Joint Stock Company. Each research analyst(s), strategist(s) or research associate(s) responsible for the preparation and content of all or any identified portion of this research report hereby certifies that, with respect to each issuer or security or any identified portion of the report with respect to each issuer or security that the research analyst, strategist or research associate covers in this research report, all of the views expressed by that research analyst, strategist or research associate in this research report accurately reflect their personal views about those issuer(s) or securities. Each research analyst(s), strategist(s) or research associate(s) also certify that no part of their compensation was, is, or will be, directly or indirectly, related to the specific recommendation(s) or view(s) expressed by that research analyst, strategist or research associate in this research report.

### **Ratings Definition**

Buy = higher than domestic market by over 10%  
Hold = similar to domestic market at the rate of +10% ~ -10%  
Sell = lower than domestic market by below 10%  
No rating = the code is not rated in Phu Hung or not yet listed  
The performance is determined by total recollection in 12 months (including dividend).

### **Analyst Certification**

This information has been compiled from sources we believe to be reliable, but we do not hold ourselves responsible for its completeness or accuracy. It is not an offer to sell or solicitation of an offer to buy any securities. Phu Hung Securities and its affiliates and their officers and employees may or may not have a position in or with respect to the securities mentioned herein. Phu Hung Securities (or one of its affiliates) may from time to time perform investment banking or other services or solicit investment banking or other business for any company mentioned in this report. All opinions and estimates included in this report constitute our judgment as of this date and are subject to change without notice.

#### **© Phu Hung Securities Corporation**

F21, Phu My Hung Tower, 08 Hoang Van Thai, Tan Phu Ward, District 7, HCMC  
Phone: (84-28) 5 413 5479 Fax: (84-28) 5 413 5472  
Customer Service: 1900 25 23 58 Call Center: (84-28) 5 413 5488  
E-mail: [info@phs.vn](mailto:info@phs.vn) / [support@phs.vn](mailto:support@phs.vn) Web: [www.phs.vn](http://www.phs.vn)

#### **Phu My Hung Trading office**

Ground Floor, CR2-08, 107 Ton  
Dat Tien, Tan Phu Ward, District 7,  
Ho Chi Minh City  
Tel: (84-28) 5 413 5478  
Fax: (84-28) 5 413 5473

#### **District 3 Branch**

4th & 5th Floor, 458 Nguyen  
Thi Minh Khai, Ward 2,  
District 3, Ho Chi Minh City  
Tel: (84-28) 3 820 8068  
Fax: (84-28) 3 820 8206

#### **Thanh Xuan Branch**

5th Floor, UDIC Complex Building, N04  
Hoang Dao Thuy, Trung Hoa Ward, Cau  
Giay District, Ha Noi  
Tel: (84-24) 6 250 9999  
Fax: (84-24) 6 250 6666

#### **Tan Binh Branch**

Park Legend Building, 251 Hoang  
Van Thu Street, Ward 2, Tan Binh  
District, Ho Chi Minh City  
Tel: (84-28) 3 813 2401  
Fax: (84-28) 3 813 2415

#### **Hanoi Branch**

5th Floor, Vinafor Building,  
No.127 Lo Duc, Dong Mac  
Ward, Hai Ba Trung District,  
Ha Noi  
Tel: (84-24) 3 933 4566  
Fax: (84-24) 3 933 4820

#### **Hai Phong Branch**

2nd Floor, Building No.18 Tran Hung  
Dao, Hoang Van Thu Ward, Hong Bang  
District, Hai Phong  
Tel: (84-225) 384 1810  
Fax: (84-225) 384 1801

#### **District 1 Branch**

Room 1003A, 10th Floor, No. 81-  
83-83B-85 Ham Nghi Street,  
Nguyen Thai Binh Ward, District 1,  
Ho Chi Minh City  
Tel: ((84-28) 3 535 6060  
Fax: (84-28) 3 535 2912