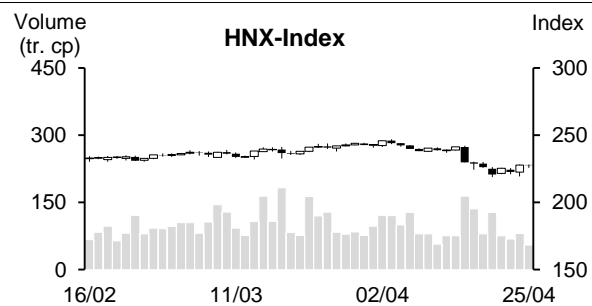
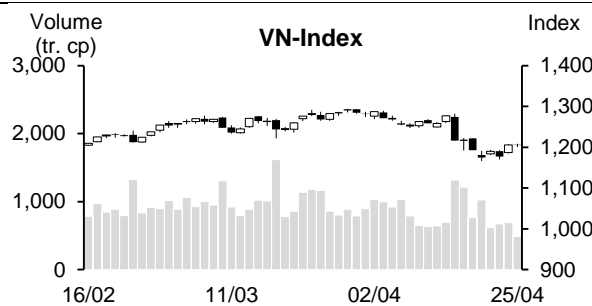


25/04/2024	HOSE		VN30		HNX	
	Value	Change %	Value	Change %	Value	Change %
Closing rate	1,204.97	-0.05%	1,233.72	0.13%	227.57	-0.13%
Total volume (mil. shares)	569.90	-30.53%	176.58	-37.09%	61.96	-26.81%
Matched volume (mil. shares)	489.36	-29.25%	157.77	-26.80%	55.27	-31.58%
20-session average (mil. shares)	838.59	-41.64%	251.84	-37.35%	94.07	-41.25%
Total value (bil dong)	14,182	-28.58%	6,624	-25.11%	1,224	-23.92%
Matched value (bil dong)	12,151	-27.73%	5,697	-22.43%	1,065	-30.26%
20-session average (bil dong)	19,930	-39.03%	8,098	-29.65%	1,959	-45.63%
	Weight %		Weight %		Weight %	
Number of gainers	435	80%	30	100%	147	64%
Number of droppers	69	13%	0	0%	41	18%
Stand still codes	39	7%	0	0%	42	18%



REMARKABLE POINTS ON THE MARKET

After excited gain yesterday, the market turned to struggling without support from the cash flow. Main indexes were in red in most trading time with sellers taking control. However, the drop was mostly from big aviation codes. On the other side, technology gained impressively along with food and beverage and retail so the index didn't drop too strongly. The market's gloomy was shown with liquidity dropping to the lowest level of 3 months. For foreign investors, selling pressure was still maintained.

TECHNICAL POINT OF VIEW

In technical term, VN-Index struggled and dropped slightly again. There was sign of small Doji candle, and the volume dropped remarkably. Main situation is the light drop followed by a recovery at the end, showing that the supply is weak in this session, which is a positive sign. We think that the index might recover further, if the demand is still weak, it might only be a short recovery. We need to pay attention on supply level of 1,248-1,287 (VN30) or 1,220-1,250 (VN-Index). For HNX-Index, it saw clearer recovering sign at the end with a base-withdraw candle and low volume, also showing that selling pressure is not too strong, and it is also a chance for recovering further. General strategy is utilizing the recovery to restructure the portfolio, recommended weight is low-average.

Recommending code: Take profit DHT – Cut loss HPG

(Details in page 2)

RECOMMENDING CODES AS PER TECHNICAL SIGNS**Codes of the day**

No	Ticker	Recommend	Recommended date	Current Price	Operation Price	Current profit/loss	Target Price	Expected profit	Cut loss price	Expected Loss	Note
1	DHT	Take profit	26/04/24	28.90	27.3	5.9%	30	9.9%	26	-4.8%	Reach target price during the session
2	HPG	Cut loss	26/04/24	28.55	29.95	-4.7%	33.0	10.2%	28.8	-3.8%	Consider selling when recovering to 29.3-29.5

List of recommended codes

No	Ticker	Recommend	Recommended date	Current Price	Operation price	Current profit/loss	Target Price	Expected profit	Cut loss price	Expected Loss	Note
1	NLG	Buy	19/04/24	37.90	38	-0.3%	41	7.9%	36	-5.3%	
2	VCS	Buy	23/04/24	63.5	62.8	1.1%	66.5	5.9%	59.5	-5%	
3	PTB	Buy	24/04/24	64	64.4	-0.6%	71	10.2%	60	-7%	
4	GMD	Buy	25/04/24	81.40	81.3	0.1%	90	10.7%	77.5	-5%	

DAILY NEWS**Domestic news****Car import is high, domestic car losing advantage**

Report from General Department of Customs showed that in March 2024, Vietnam car import increased strongly in both volume and total value. In detail, total import is 15,860 CBU pieces for over 330 million USD. Comparing to previous month, the volume increased by 64.4% and value increased by 62.3%. In Q1/2024, total CBU car import in Vietnam is 32,272 pieces for over 675 million USD.

Indonesia is still the biggest supplier for Vietnam market. Q1/2024 saw a total of 14,762 pieces imported from Indonesia for over 213 million USD.

Meanwhile, according to Vietnam Automobile Manufacturer association (VAMA), domestic car selling in Q1/2024 is 30,919 pieces, and import is 27,346 pieces.

In March 2024 alone, car import in Vietnam accounted half of total CBU volume imported in first quarter, showing that car import is increasing strongly comparing to domestic assembled car.

USD free rate dropped strongly

On April 25, USD rate on free market has slowed down comparing to few previous days. Many non-official foreign-exchange spots lowered USD rate by 150-200 dong in the last 2 days. Buying rate is about 25,600 dong and selling is about 25,700 dong. Previously, USD selling rate on free market has increased to 25,900 dong.

SBV released central rate on April 25 at 24,264 dong, 10 dong lower than yesterday. At the range of +/-5%, floor and ceiling rates applied in commercial banks on April 24 is 23,051-25,477 dong. Accordingly, USD rate in banks also dropped by 10 dong to meet ceiling rate. Vietcombank listed USD rate at 25,167-25,477 dong, 10 dong lower than yesterday. BIDV and VietinBank listed at 25,177-25,477 dong and 25,166-25,476 dong. Similarly, Techcombank also lowered buying rate by 45 dong and selling rate by 10 dong to 25,170-25,477 dong.

Source: Fireant, Cafef

Listing Company News

Vinamilk general meeting: setting record revenue target, maintaining dividend rate at 38.5%

On April 25, 2024 general meeting of Vietnam Milk (Vinamilk, HOSE: VNM) took place. Basing on 2023 results, Vinamilk BoM submitted 2023 final dividend rate at 9.5%. accordingly, total dividend in FY2023 is 39.5% or 8,046 billion.

2024 revenue target is 63,163 billion, 4.4% higher than 2023 result; EAT is 9,376 billion, up by 4%. 2024 dividend will also be 38.5%.

Q1: Sabeco revenue is 7,184 billion, up by nearly 1 trillion YoY

According to Q1/2024 combined finance statements released by Saigon Beer-Liquor-Beverage (Sabeco: SAB), Sabeco net revenue is 7,184 billion, up by 970 billion (or 15.6%) YoY. Gross profit is over 2.1 trillion, nearly 10% higher than Q1/2023. After expenses, Sabeco EAT is 1,024 billion, up slightly by nearly 2% YoY and nearly 6% QoQ. Parent company EAT in Q1/2024 is over 997 billion, up by 3% YoY.

In 2024, Sabeco revenue target is 34,397 billion, 13% higher than 2023 and profit is 4,580 billion, 8% higher than 2023 result. So, in Q1/2024, Sabeco completed 21% revenue and 22% profit year-targets.

Viettel Construction general meeting: 2023 cash dividend is 27.2%, will plan to raise capital in 2024-2025

On April 24, Viettel Construction (CTR) held 2024 general meeting.

Total revenue in 2023 is 11,398 billion, 20% higher than 2022, reaching 110% target of 10,338 billion. EAT is 515.9 billion, reaching 102% target, but down by 8% YoY. With such results, shareholders approved profit distribution plan. In which, the company will pay dividend in cash at the rate of 27.2% (311 billion); investment and development fund is 100 billion, bonus and welfare fund is 125 billion.

In 2024, Viettel Construction set revenue target at 12,653 billion, 11% higher than 2023. EAT is 531.7 billion, 3% higher than last year.

Biwase pays share dividend at the rate of 14%

Binh Duong Water and Environment (Biwase, BWE) announced that on May 20, the company will close shareholder list for receiving 2023 share dividend. Accordingly, Biwase will issue over 27 million shares to pay 2023 dividend at the rate of 14%. After this issuance, Biwase chartered capital will increase from 1,929 to over 2,199 billion.

In 2024, Biwase set revenue target at 4.1 trillion; minimum EAT is 700 billion. Ending Q1/2024, BWE revenue is 834 billion and EAT is 166 billion, up by 9.4% and 0.6% YoY.

Source: Cafef, Vietstock, Vietnambiz

MARKET STATISTICS**Statistics on matching trade****TOP 5 IMPACTING GAINERS**

HOSE			
Ticker	Closing (VND)	Change %	Impact %
FPT	123,200	2.58%	0.08%
VCB	91,000	0.44%	0.05%
MWG	53,800	2.87%	0.05%
MSN	68,100	1.79%	0.04%
VIC	42,000	0.96%	0.03%

HNX			
Ticker	Closing (VND)	Change %	Impact %
VIF	15,500	7.64%	0.13%
DTK	11,100	3.74%	0.09%
IDC	55,200	1.47%	0.09%
NET	87,900	6.42%	0.04%
HHC	83,600	9.00%	0.04%

TOP 5 IMPACTING DROPPERS

HOSE			
Ticker	Closing (VND)	Change %	Impact %
TCB	46,150	-1.81%	-0.06%
BID	49,600	-0.80%	-0.05%
MBB	22,250	-1.33%	-0.03%
HPG	28,550	-0.87%	-0.03%
GAS	74,000	-0.80%	-0.03%

HNX			
Ticker	Closing (VND)	Change %	Impact %
CEO	18,300	-2.14%	-0.05%
MBS	27,600	-1.08%	-0.04%
IPA	14,100	-2.76%	-0.03%
KSV	28,000	-1.41%	-0.03%
VCS	63,500	-0.63%	-0.02%

TOP 5 IN MATCHING VOLUME

HOSE			
Ticker	Closing (VND)	Change %	Volume (share)
MWG	53,800	2.87%	19,326,311
VIX	17,100	-0.87%	15,166,220
DIG	28,300	-1.22%	15,074,058
TCH	15,800	1.61%	14,606,367
SHB	11,100	-0.89%	13,151,406

HNX			
Ticker	Closing (VND)	Change %	Volume (share)
SHS	18,700	0.54%	15,203,995
CEO	18,300	-2.14%	4,761,267
PVS	39,300	0.00%	4,712,245
LAS	19,000	-1.55%	2,861,803
AAV	4,600	9.52%	2,738,383

TOP 5 IN MATCHING VALUE

HOSE			
Ticker	Closing (VND)	Change %	Value (bil. VND)
MWG	53,800	2.87%	1,024.0
FPT	123,200	2.58%	709.6
DIG	28,300	-1.22%	424.4
MSN	68,100	1.79%	412.8
SSI	35,350	-0.84%	373.4

HNX			
Ticker	Closing (VND)	Change %	Value (bil. VND)
SHS	18,700	0.54%	280.6
PVS	39,300	0.00%	183.9
CEO	18,300	-2.14%	87.3
IDC	55,200	1.47%	73.1
MBS	27,600	-1.08%	60.5

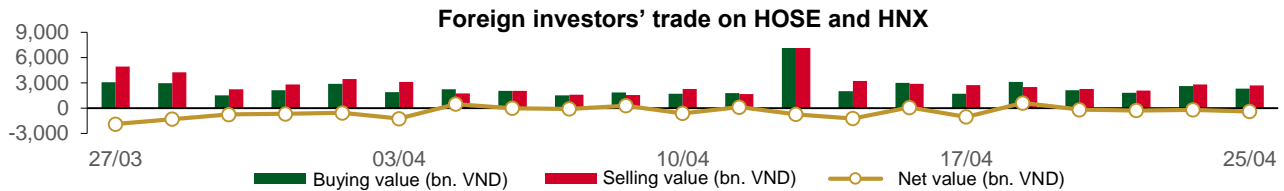
Statistics on agreement trades**TOP 5 IN AGREEMENT TRADES**

HOSE		
Ticker	Agreement vol. (share)	Agreement value (bil. VND)
FPT	3,507,800	450.52
MSB	25,400,000	328.30
EIB	10,043,000	171.15
FUEVFVND	5,205,369	154.67
HDB	6,070,000	135.97

HNX		
Ticker	Agreement vol. (share)	Agreement value (bil. VND)
GKM	1,758,700	55.59
HUT	2,730,000	46.96
SCG	380,000	24.93
DNP	785,000	15.46
IDC	100,000	5.81

Statistics on foreign investors' trade

Exchange	Buying vol. (mil. share)	Buying value (bil. VND)	Selling vol. (mil. share)	Selling value (bil. VND)	Net selling/ buying value (mil. share)	Net selling/ buying value (bil. VND)
HOSE	79.37	2,213.55	96.38	2,674.43	(17.01)	(460.88)
HNX	3.83	125.43	1.83	36.54	2.00	88.89
Total	83.20	2,338.98	98.22	2,710.97	(15.01)	(371.99)



TOP 5 BOUGHT-IN

HOSE				HNX			
Ticker	Closing (VND)	Buying vol. (share)	Buying value (bil. VND)	Ticker	Closing (VND)	Buying vol. (share)	Buying value (bil. VND)
FPT	123,200	3,487,818	448.18	PVS	39,300	2,049,800	80.10
MSB	13,550	26,084,400	337.54	LAS	19,000	999,300	18.65
MWG	53,800	5,003,200	266.02	IDC	55,200	267,000	14.66
TCB	46,150	2,054,196	98.97	MBS	27,600	292,927	8.05
HPG	28,550	2,916,910	83.11	DTD	25,800	85,300	2.22

TOP 5 SOLD-OUT

HOSE				HNX			
Ticker	Closing (VND)	Selling vol. (share)	Selling value (bil. VND)	Ticker	Closing (VND)	Selling vol. (share)	Selling value (bil. VND)
FPT	123,200	3,469,100	445.77	SHS	18,700	636,500	11.77
MSB	13,550	26,564,200	344.03	MBS	27,600	278,940	7.65
FUEVFVND	30,000	10,377,700	309.95	CEO	18,300	295,300	5.43
TCB	46,150	1,983,196	95.54	LAS	19,000	114,900	2.15
MSN	68,100	1,023,600	69.45	BVS	35,900	36,300	1.30

TOP 5 NET BUYING

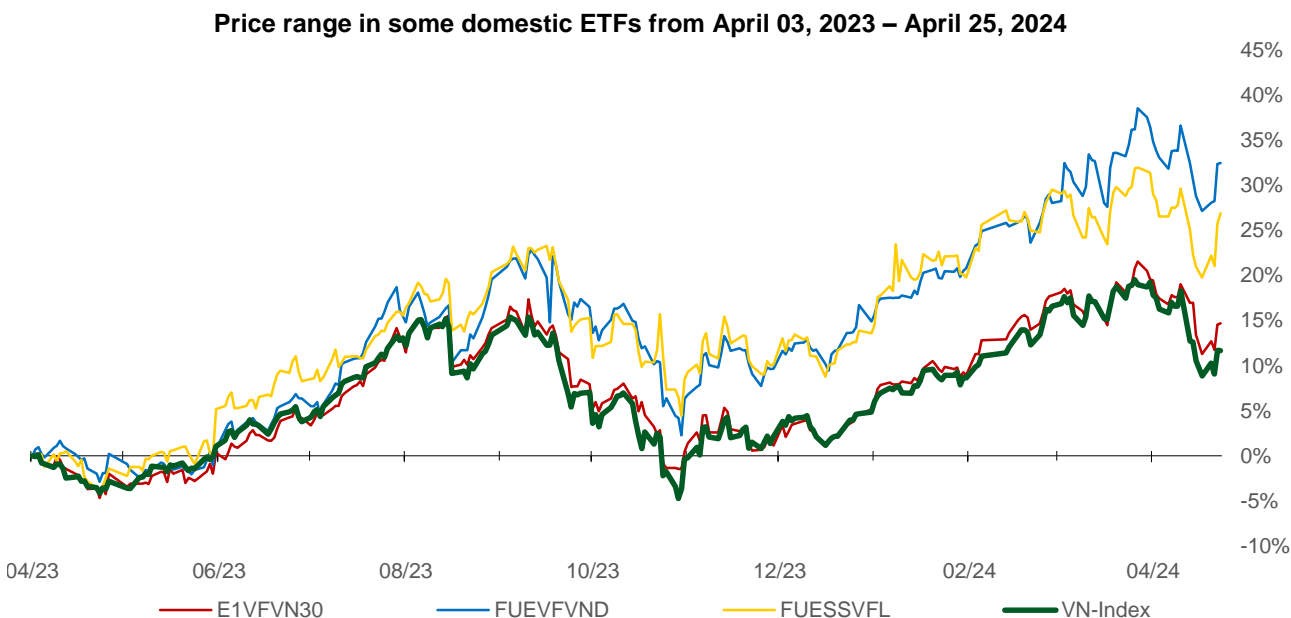
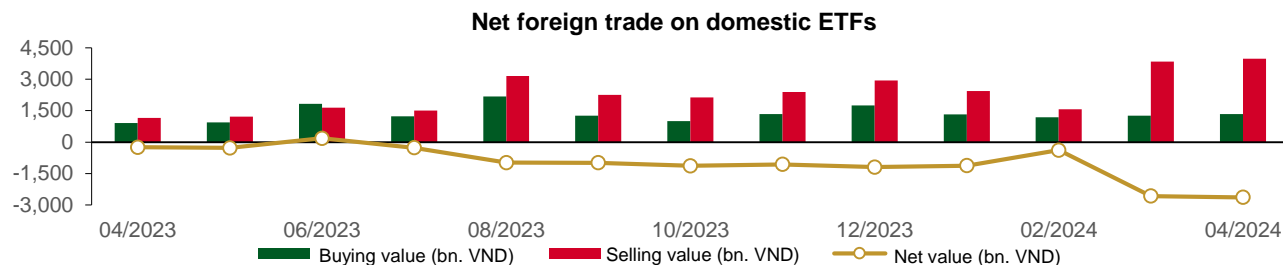
HOSE				HNX			
Ticker	Closing (VND)	Net vol. (share)	Net value (bil VND)	Ticker	Closing (VND)	Net vol. (share)	Net value (bil VND)
MWG	53,800	3,955,200	210.58	PVS	39,300	2,028,900	79.28
VND	21,000	2,166,000	45.28	LAS	19,000	884,400	16.50
TPB	17,950	2,385,300	42.59	IDC	55,200	257,000	14.11
HPG	28,550	1,431,940	40.83	DTD	25,800	63,800	1.66
KDH	34,600	838,020	28.80	MBS	27,600	13,987	0.40

TOP 5 NET SELLING

HOSE				HNX			
Ticker	Closing (VND)	Net vol. (share)	Net value (bil VND)	Ticker	Closing (VND)	Net vol. (share)	Net value (bil VND)
FUEVFVND	30,000	(9,256,500)	(276.29)	SHS	18,700	(634,400)	(11.73)
DIG	28,300	(1,556,900)	(43.93)	CEO	18,300	(295,300)	(5.43)
GAS	74,000	(540,700)	(40.15)	TNG	20,100	(62,900)	(1.27)
FUESSVFL	20,560	(2,003,600)	(39.86)	GKM	29,400	(31,400)	(0.91)
GEX	20,800	(1,747,100)	(35.39)	BVS	35,900	(18,400)	(0.67)

Statistics on domestic ETF share trade

PRICE					FOREIGN TRADE			
Ticker	Closing VND	Change (%)	Volume (share)	Value (bil VND)	Ticker	Buying (bil VND)	Selling (bil VND)	Net value (bil VND)
E1VFN30	21,300	0.1%	3,216,700	68.33	E1VFN30	56.59	65.91	(9.32)
FUEMAV30	14,640	0.3%	20,745	0.29	FUEMAV30	0.04	0.02	0.02
FUESSV30	15,190	0.6%	21,352	0.31	FUESSV30	0.09	0.09	(0.00)
FUESSV50	18,700	2.1%	20,777	0.37	FUESSV50	0.04	0.17	(0.13)
FUESSVFL	20,560	0.9%	2,048,760	40.76	FUESSVFL	0.02	39.89	(39.86)
FUEVFN30	30,000	0.1%	10,467,861	312.64	FUEVFN30	33.65	309.95	(276.29)
FUEVN100	16,410	0.4%	39,500	0.65	FUEVN100	0.23	0.20	0.04
FUEIP100	7,850	0.0%	2,700	0.02	FUEIP100	0.00	0.00	0.00
FUEKIV30	8,150	0.6%	20,600	0.17	FUEKIV30	0.16	0.17	(0.00)
FUEDCMID	11,250	-0.4%	12,730	0.14	FUEDCMID	0.02	0.01	0.01
FUEKIVFS	11,640	-0.1%	400	0.00	FUEKIVFS	0.00	0.00	(0.00)
FUEMAVND	12,770	0.6%	1,700	0.02	FUEMAVND	0.01	0.02	(0.01)
FUEFCV50	12,250	-0.3%	5,400	0.07	FUEFCV50	0.00	0.00	0.00
FUEBFVND	12,510	0.0%	0	0.00	FUEBFVND	0.00	0.00	0.00
Total			15,879,225	423.78	Total	90.86	416.42	(325.55)



This news is distributed by Research Department – Phu Hung Securities JSC. All the above information is collected from trusted sources. However, because the stock market sees influences from many complicated factors and is hard to predict, investors must be responsible for their own investments.

Statistics on guaranteed warrant trade

Warrant code (*)	Closing rate (VND)	Change (%)	Matched volume	Day to maturity	Price (VND)	Theoretical buying rate (VND) (**)	Difference from closing rate (VND)	Operating price (VND)	Converting rate n:1	Matured date
CACB2304	1,910	2.7%	60	151	26,800	1,471	(439)	23,000	3.0	23/09/2024
CACB2305	810	-2.4%	56,200	165	26,800	619	(191)	24,000	6.0	07/10/2024
CACB2306	1,810	-2.2%	22,810	84	26,800	1,669	(141)	22,000	3.0	18/07/2024
CACB2307	590	-1.7%	32,790	116	26,800	453	(137)	25,000	6.0	19/08/2024
CACB2401	1,360	5.4%	60	53	26,800	1,120	(240)	25,000	2.0	17/06/2024
CFPT2309	5,430	6.5%	300	7	123,200	5,467	37	80,060	7.9	02/05/2024
CFPT2310	5,380	11.6%	5,390	98	123,200	4,980	(400)	84,510	7.9	01/08/2024
CFPT2313	2,650	2.7%	18,800	104	123,200	2,419	(231)	100,000	10.0	07/08/2024
CFPT2314	3,320	3.1%	40,350	257	123,200	2,627	(693)	100,000	10.0	07/01/2025
CFPT2316	4,160	7.5%	10,980	84	123,200	4,174	14	82,000	10.0	18/07/2024
CFPT2317	1,940	7.2%	14,610	208	123,200	1,647	(293)	101,000	15.0	19/11/2024
CFPT2318	3,250	8.3%	3,020	77	123,200	3,107	(143)	99,000	8.0	11/07/2024
CHDB2306	1,190	0.0%	2,780	60	22,500	952	(238)	19,340	3.5	24/06/2024
CHPG2309	1,600	-5.9%	57,570	27	28,550	1,559	(41)	24,000	3.0	22/05/2024
CHPG2315	1,450	0.0%	200	56	28,550	570	(880)	27,780	4.0	20/06/2024
CHPG2316	940	-4.1%	3,580	147	28,550	734	(206)	28,890	4.0	19/09/2024
CHPG2319	420	-6.7%	50,670	60	28,550	328	(92)	30,110	4.0	24/06/2024
CHPG2322	1,080	-4.4%	2,080	81	28,550	833	(247)	30,000	2.0	15/07/2024
CHPG2326	290	-9.4%	183,360	7	28,550	334	44	27,500	4.0	02/05/2024
CHPG2328	110	-84.9%	4,120	7	28,550	360	250	28,500	2.0	02/05/2024
CHPG2329	1,180	0.0%	70,890	98	28,550	1,153	(27)	29,000	2.0	01/08/2024
CHPG2331	680	-1.5%	296,460	165	28,550	590	(90)	28,000	6.0	07/10/2024
CHPG2332	680	-1.5%	8,750	196	28,550	601	(79)	28,500	6.0	07/11/2024
CHPG2333	680	-1.5%	328,740	224	28,550	607	(73)	29,000	6.0	05/12/2024
CHPG2334	550	-6.8%	33,140	257	28,550	465	(85)	29,500	8.0	07/01/2025
CHPG2336	200	-42.9%	8,160	7	28,550	233	33	28,110	4.0	02/05/2024
CHPG2337	540	-6.9%	9,510	69	28,550	404	(136)	29,670	4.0	03/07/2024
CHPG2338	920	-3.2%	4,080	161	28,550	657	(263)	30,000	4.0	03/10/2024
CHPG2339	3,000	-1.6%	3,840	252	28,550	1,697	(1,303)	30,220	2.0	02/01/2025
CHPG2341	880	-4.4%	28,530	84	28,550	854	(26)	30,000	2.0	18/07/2024
CHPG2342	800	1.3%	14,080	208	28,550	624	(176)	24,000	10.0	19/11/2024
CHPG2343	750	-3.9%	21,280	48	28,550	675	(75)	28,000	3.0	12/06/2024
CHPG2401	280	-40.4%	470	53	28,550	306	26	31,000	3.0	17/06/2024
CMBB2306	3,170	-7.9%	12,800	27	22,250	3,128	(42)	16,970	1.7	22/05/2024
CMBB2309	800	-12.1%	117,870	7	22,250	815	15	19,000	4.0	02/05/2024
CMBB2311	1,670	-7.7%	1,670	7	22,250	1,631	(39)	19,000	2.0	02/05/2024
CMBB2312	1,920	-2.5%	11,770	98	22,250	1,615	(305)	19,500	2.0	01/08/2024
CMBB2314	870	-11.2%	96,580	104	22,250	721	(149)	20,000	4.0	07/08/2024
CMBB2315	1,230	-6.8%	36,440	257	22,250	921	(309)	20,000	4.0	07/01/2025
CMBB2316	430	-8.5%	2,940	7	22,250	426	(4)	18,000	10.0	02/05/2024
CMBB2317	700	-2.8%	123,170	116	22,250	591	(109)	20,000	5.0	19/08/2024
CMBB2318	1,490	-6.9%	900	147	22,250	1,171	(319)	18,000	4.0	19/09/2024
CMBB2401	1,400	-22.2%	2,610	53	22,250	1,276	(124)	20,000	2.0	17/06/2024
CMSN2302	840	1.2%	25,110	27	68,100	667	(173)	66,000	6.0	22/05/2024
CMSN2307	200	-39.4%	450	60	68,100	54	(146)	83,000	10.0	24/06/2024
CMSN2311	320	-28.9%	3,770	98	68,100	81	(239)	88,500	8.0	01/08/2024
CMSN2313	780	-1.3%	16,510	165	68,100	310	(470)	80,000	10.0	07/10/2024
CMSN2315	10	-95.8%	11,840	7	68,100	0	(10)	82,000	10.0	02/05/2024
CMSN2316	480	-7.7%	21,270	161	68,100	221	(259)	83,980	10.0	03/10/2024
CMSN2317	1,020	4.1%	19,810	252	68,100	397	(623)	86,870	8.0	02/01/2025
CMWG2305	4,550	9.6%	106,820	27	53,800	4,555	5	35,660	4.0	22/05/2024
CMWG2309	70	-84.8%	910	7	53,800	244	174	54,000	5.0	02/05/2024
CMWG2310	1,130	7.6%	49,240	98	53,800	887	(243)	54,500	5.0	01/08/2024
CMWG2313	1,310	12.0%	85,890	104	53,800	1,154	(156)	50,000	6.0	07/08/2024

CMWG2314	1,110	14.4%	127,830	257	53,800	865	(245)	52,000	10.0	07/01/2025
CMWG2315	240	41.2%	55,970	7	53,800	251	11	48,890	20.0	02/05/2024
CMWG2316	1,380	15.0%	154,040	118	53,800	1,412	32	48,000	6.0	21/08/2024
CMWG2318	2,080	4.0%	10,980	84	53,800	2,085	5	42,000	6.0	18/07/2024
CNVL2305	900	-1.1%	660	60	15,200	223	(677)	17,000	4.0	24/06/2024
CPDR2305	2,100	-7.5%	2,690	60	26,700	1,729	(371)	20,220	4.0	24/06/2024
CPOW2306	60	-71.4%	30	60	10,550	0	(60)	16,000	2.0	24/06/2024
CPOW2309	10	-94.7%	94,480	20	10,550	0	(10)	14,500	2.0	15/05/2024
CPOW2313	170	-5.6%	3,860	69	10,550	31	(139)	12,890	2.0	03/07/2024
CPOW2314	410	-6.8%	9,010	161	10,550	112	(298)	13,110	2.0	03/10/2024
CPOW2315	610	-6.2%	47,620	252	10,550	176	(434)	13,460	2.0	02/01/2025
CSHB2302	20	-90.0%	63,940	7	11,100	10	(10)	12,000	2.0	02/05/2024
CSHB2303	450	-4.3%	35,310	68	11,100	141	(309)	12,350	2.0	02/07/2024
CSHB2304	260	-13.3%	3,600	69	11,100	97	(163)	11,670	5.0	03/07/2024
CSHB2305	320	-5.9%	1,220	161	11,100	117	(203)	12,560	5.0	03/10/2024
CSHB2306	1,070	-3.6%	17,450	252	11,100	400	(670)	12,780	2.0	02/01/2025
CSTB2306	350	-50.0%	68,920	27	28,450	355	5	30,000	2.0	22/05/2024
CSTB2312	150	-46.4%	32,900	56	28,450	91	(59)	33,330	5.0	20/06/2024
CSTB2313	310	-3.1%	31,980	147	28,450	194	(116)	35,560	5.0	19/09/2024
CSTB2316	100	-56.5%	2,740	60	28,450	37	(63)	36,330	5.0	24/06/2024
CSTB2318	80	-74.2%	5,820	20	28,450	43	(37)	32,000	4.0	15/05/2024
CSTB2322	10	-96.3%	216,630	7	28,450	47	37	30,000	4.0	02/05/2024
CSTB2324	30	-88.9%	500	7	28,450	16	(14)	31,000	4.0	02/05/2024
CSTB2325	570	-14.9%	5,390	98	28,450	344	(226)	31,500	4.0	01/08/2024
CSTB2327	330	-8.3%	38,580	104	28,450	218	(112)	32,000	6.0	07/08/2024
CSTB2328	500	-3.9%	40,250	257	28,450	312	(188)	33,000	8.0	07/01/2025
CSTB2330	10	-96.2%	80,770	7	28,450	0	(10)	34,000	4.0	02/05/2024
CSTB2331	270	0.0%	0	69	28,450	74	(196)	35,000	5.0	03/07/2024
CSTB2332	320	-5.9%	16,950	161	28,450	206	(114)	35,890	5.0	03/10/2024
CSTB2333	1,540	-4.9%	1,040	252	28,450	847	(693)	36,110	2.0	02/01/2025
CSTB2334	1,580	16.2%	33,680	118	28,450	1,170	(410)	27,000	3.0	21/08/2024
CSTB2336	90	-64.0%	14,320	22	28,450	71	(19)	31,000	5.0	17/05/2024
CSTB2337	1,050	-0.9%	40	208	28,450	631	(419)	27,000	7.0	19/11/2024
CSTB2338	440	-4.4%	160,370	48	28,450	502	62	29,000	3.0	12/06/2024
CSTB2401	420	0.0%	0	53	28,450	299	(121)	31,000	3.0	17/06/2024
CTCB2302	6,390	-3.6%	5,760	27	46,150	6,403	13	27,000	3.0	22/05/2024
CTCB2306	3,560	-9.6%	12,600	7	46,150	3,543	(17)	32,000	4.0	02/05/2024
CTCB2307	3,840	2.7%	2,440	98	46,150	3,136	(704)	34,000	4.0	01/08/2024
CTCB2309	4,200	-6.3%	3,150	151	46,150	4,004	(196)	35,000	3.0	23/09/2024
CTCB2310	1,650	-5.7%	48,810	165	46,150	1,515	(135)	35,000	8.0	07/10/2024
CTCB2312	4,750	-4.0%	1,130	77	46,150	4,594	(156)	32,600	3.0	11/07/2024
CTCB2401	6,650	0.0%	0	53	46,150	6,157	(493)	34,000	2.0	17/06/2024
CTPB2304	20	-88.2%	35,880	7	17,950	18	(2)	18,890	4.0	02/05/2024
CTPB2305	340	-2.9%	4,380	69	17,950	141	(199)	19,330	4.0	03/07/2024
CTPB2306	1,250	-1.6%	7,410	161	17,950	476	(774)	19,890	2.0	03/10/2024
CTPB2401	700	0.0%	270	53	17,950	357	(343)	18,500	2.0	17/06/2024
CVHM2302	120	-71.4%	25,460	27	40,700	14	(106)	50,000	4.0	22/05/2024
CVHM2307	50	-76.2%	3,070	60	40,700	1	(49)	62,670	8.0	24/06/2024
CVHM2311	200	-51.2%	10,040	98	40,700	22	(178)	60,500	5.0	01/08/2024
CVHM2312	290	0.0%	0	7	40,700	0	(290)	56,000	5.0	02/05/2024
CVHM2313	300	-6.3%	5,550	165	40,700	161	(139)	50,000	10.0	07/10/2024
CVHM2315	20	-89.5%	31,080	7	40,700	0	(20)	50,890	8.0	02/05/2024
CVHM2316	120	-50.0%	43,040	69	40,700	44	(76)	51,230	8.0	03/07/2024
CVHM2317	340	-2.9%	78,280	161	40,700	146	(194)	52,350	8.0	03/10/2024
CVHM2318	830	-4.6%	2,040	252	40,700	377	(453)	53,460	5.0	02/01/2025
CVHM2401	630	-3.1%	6,890	53	40,700	398	(232)	43,000	4.0	17/06/2024
CVIB2302	1,970	-13.6%	7,030	27	21,150	1,962	(8)	18,080	1.6	22/05/2024
CVIB2304	870	-7.5%	12,600	104	21,150	772	(98)	18,880	3.8	07/08/2024
CVIB2305	640	-3.0%	237,010	257	21,150	474	(166)	20,770	5.7	07/01/2025
CVIB2306	3,150	-4.8%	1,850	118	21,150	2,813	(337)	16,050	1.9	21/08/2024

CVIB2307	980	-6.7%	5,460	116	21,150	628	(352)	19,820	3.8	19/08/2024
CVIB2401	960	-8.6%	500	53	21,150	994	34	19,820	1.9	17/06/2024
CVIC2306	240	0.0%	0	60	42,000	2	(238)	62,220	8.0	24/06/2024
CVIC2308	200	0.0%	41,770	104	42,000	110	(90)	50,000	10.0	07/08/2024
CVIC2309	270	0.0%	37,060	165	42,000	149	(121)	52,000	10.0	07/10/2024
CVIC2312	140	-6.7%	4,740	69	42,000	37	(103)	52,350	10.0	03/07/2024
CVIC2313	320	-3.0%	104,880	161	42,000	121	(199)	53,460	10.0	03/10/2024
CVIC2314	1,110	3.7%	11,110	252	42,000	387	(723)	54,570	5.0	02/01/2025
CVNM2306	260	-27.8%	1,700	60	64,700	42	(218)	71,710	9.5	24/06/2024
CVNM2308	40	-87.1%	65,180	7	64,700	11	(29)	67,620	7.8	02/05/2024
CVNM2310	250	-26.5%	2,690	104	64,700	20	(230)	78,400	9.8	07/08/2024
CVNM2311	460	0.0%	47,650	257	64,700	120	(340)	78,400	9.8	07/01/2025
CVNM2313	30	-87.5%	5,680	7	64,700	0	(30)	82,300	9.8	02/05/2024
CVNM2314	390	-2.5%	57,100	161	64,700	18	(372)	85,150	7.8	03/10/2024
CVNM2315	1,420	5.2%	3,810	252	64,700	90	(1,330)	87,110	3.9	02/01/2025
CVPB2309	10	-94.4%	40	7	18,600	0	(10)	21,450	3.8	02/05/2024
CVPB2311	440	0.0%	0	7	18,600	45	(395)	19,540	1.9	02/05/2024
CVPB2312	590	-9.2%	29,220	98	18,600	433	(157)	20,020	1.9	01/08/2024
CVPB2314	180	5.9%	63,410	104	18,600	70	(110)	22,880	3.8	07/08/2024
CVPB2315	260	-7.1%	308,940	257	18,600	142	(118)	23,350	5.7	07/01/2025
CVPB2316	10	-92.9%	64,410	7	18,600	0	(10)	22,360	4.8	02/05/2024
CVPB2317	110	-54.2%	550	69	18,600	33	(77)	22,880	3.8	03/07/2024
CVPB2318	310	-8.8%	32,710	161	18,600	112	(198)	23,420	3.8	03/10/2024
CVPB2319	1,230	-6.1%	4,900	252	18,600	361	(869)	23,950	1.9	02/01/2025
CVPB2321	460	0.0%	1,970	116	18,600	260	(200)	18,000	7.0	19/08/2024
CVPB2322	480	-2.0%	1,400	147	18,600	285	(195)	20,000	4.0	19/09/2024
CVRE2303	180	-48.6%	8,480	27	22,550	71	(109)	25,000	3.0	22/05/2024
CVRE2308	360	0.0%	0	60	22,550	5	(355)	31,330	5.0	24/06/2024
CVRE2312	10	-95.0%	4,010	7	22,550	0	(10)	27,500	4.0	02/05/2024
CVRE2313	260	-3.7%	590	98	22,550	52	(208)	29,500	4.0	01/08/2024
CVRE2315	220	-4.4%	19,060	165	22,550	57	(163)	30,000	8.0	07/10/2024
CVRE2317	10	-95.0%	47,090	7	22,550	0	(10)	30,000	4.0	02/05/2024
CVRE2318	180	-35.7%	9,840	69	22,550	11	(169)	31,000	4.0	03/07/2024
CVRE2319	200	0.0%	39,040	161	22,550	70	(130)	31,780	4.0	03/10/2024
CVRE2320	1,000	-2.0%	16,840	252	22,550	285	(715)	32,330	2.0	02/01/2025
CVRE2322	850	-4.5%	1,930	84	22,550	366	(484)	24,000	3.0	18/07/2024
CVRE2323	300	-6.3%	6,260	48	22,550	162	(138)	24,800	3.0	12/06/2024

(*) All are buying stock rights, conducted in European style and payment method is in cash

(**) PHS evaluates in Black-Scholes model

LIST OF CODES ANALYZED

Ticker	Exchange	Market price	Reasonable price *	Report date	2024F EAT (bil. VND)
HDB	HOSE	22,500	31,000	16/04/2024	13,140
BSR	UPCOM	18,095	23,200	08/04/2024	5,111
STK	HOSE	28,850	38,550	04/04/2024	132
KDH	HOSE	34,600	42,200	22/03/2024	1,198
PVT	HOSE	24,600	34,850	20/03/2024	2,344
MSB	HOSE	13,550	20,700	19/03/2024	5,749
POW	HOSE	10,550	14,500	12/03/2024	1,923
IMP	HOSE	65,100	81,100	29/02/2024	355
NT2	HOSE	21,300	32,300	07/02/2024	640
VIB	HOSE	21,150	27,000	07/02/2024	9,843
VHM	HOSE	40,700	63,300	26/01/2024	27,904
MSH	HOSE	43,500	55,900	17/01/2024	318
SIP	HOSE	81,100	83,400	10/01/2024	1,123
KBC	HOSE	29,500	36,000	10/01/2024	1,647
IDC	HNX	55,200	56,000	10/01/2024	2,212
CTG	HOSE	33,000	36,375	10/01/2024	23,247
VCB	HOSE	91,000	87,329	10/01/2024	37,497
BID	HOSE	49,600	55,870	10/01/2024	25,522
TCB	HOSE	46,150	45,148	10/01/2024	22,796
MBB	HOSE	22,250	29,592	10/01/2024	23,926
TPB	HOSE	17,950	24,130	10/01/2024	7,508
OCB	HOSE	13,600	19,164	10/01/2024	4,880
ACB	HOSE	26,800	31,952	10/01/2024	18,261
VPB	HOSE	18,600	25,603	10/01/2024	16,420
STB	HOSE	28,450	34,494	10/01/2024	9,865
LPB	HOSE	20,800	18,389	10/01/2024	4,731
SHB	HOSE	11,100	16,146	10/01/2024	10,044
MWG	HOSE	53,800	61,600	10/01/2024	2,325
FRT	HOSE	153,000	119,200	10/01/2024	305
DGW	HOSE	58,300	55,300	10/01/2024	665
PNJ	HOSE	94,200	101,000	10/01/2024	2,357
VNM	HOSE	64,700	77,500	10/01/2024	10,402
SAB	HOSE	54,400	83,600	10/01/2024	5,162
HPG	HOSE	28,550	31,200	10/01/2024	15,721
VHC	HOSE	74,000	87,700	10/01/2024	1,218
FMC	HOSE	49,000	59,400	10/01/2024	318
ANV	HOSE	28,900	39,100	10/01/2024	261
TCM	HOSE	43,100	54,700	10/01/2024	221
GEG	HOSE	12,300	18,000	10/01/2024	227
GAS	HOSE	74,000	87,300	10/01/2024	12,352
PLX	HOSE	35,100	42,300	10/01/2024	4,395
PVD	HOSE	29,900	29,100	10/01/2024	816
PVS	HNX	39,300	40,300	10/01/2024	1,136
NLG	HOSE	37,900	40,600	10/01/2024	631
VRE	HOSE	22,550	37,700	10/01/2024	4,252

Source: PHS

*Reasonable price hasn't been adjusted with operated rights after reporting date

Analyst Certification

The report is made by Pham Quang Chuong, analyst – Phu Hung Securities Joint Stock Company. Each research analyst(s), strategist(s) or research associate(s) responsible for the preparation and content of all or any identified portion of this research report hereby certifies that, with respect to each issuer or security or any identified portion of the report with respect to each issuer or security that the research analyst, strategist or research associate covers in this research report, all of the views expressed by that research analyst, strategist or research associate in this research report accurately reflect their personal views about those issuer(s) or securities. Each research analyst(s), strategist(s) or research associate(s) also certify that no part of their compensation was, is, or will be, directly or indirectly, related to the specific recommendation(s) or view(s) expressed by that research analyst, strategist or research associate in this research report.

Ratings Definition

Buy = higher than domestic market by over 10%
Hold = similar to domestic market at the rate of +10% ~ -10%
Sell = lower than domestic market by below 10%
No rating = the code is not rated in Phu Hung or not yet listed
The performance is determined by total recollection in 12 months (including dividend).

Analyst Certification

This information has been compiled from sources we believe to be reliable, but we do not hold ourselves responsible for its completeness or accuracy. It is not an offer to sell or solicitation of an offer to buy any securities. Phu Hung Securities and its affiliates and their officers and employees may or may not have a position in or with respect to the securities mentioned herein. Phu Hung Securities (or one of its affiliates) may from time to time perform investment banking or other services or solicit investment banking or other business for any company mentioned in this report. All opinions and estimates included in this report constitute our judgment as of this date and are subject to change without notice.

© Phu Hung Securities Corporation

F21, Phu My Hung Tower, 08 Hoang Van Thai, Tan Phu Ward, District 7, HCMC
Phone: (84-28) 5 413 5479 Fax: (84-28) 5 413 5472
Customer Service: 1900 25 23 58 Call Center: (84-28) 5 413 5488
E-mail: info@phs.vn / support@phs.vn Web: www.phs.vn

Phu My Hung Trading office

Ground Floor, CR2-08, 107 Ton
Dat Tien, Tan Phu Ward, District 7,
Ho Chi Minh City
Tel: (84-28) 5 413 5478
Fax: (84-28) 5 413 5473

District 3 Branch

4th & 5th Floor, 458 Nguyen
Thi Minh Khai, Ward 2,
District 3, Ho Chi Minh City
Tel: (84-28) 3 820 8068
Fax: (84-28) 3 820 8206

Thanh Xuan Branch

5th Floor, UDIC Complex Building, N04
Hoang Dao Thuy, Trung Hoa Ward, Cau
Giay District, Ha Noi
Tel: (84-24) 6 250 9999
Fax: (84-24) 6 250 6666

Tan Binh Branch

Park Legend Building, 251 Hoang
Van Thu Street, Ward 2, Tan Binh
District, Ho Chi Minh City
Tel: (84-28) 3 813 2401
Fax: (84-28) 3 813 2415

Hanoi Branch

5th Floor, Vinafor Building,
No.127 Lo Duc, Dong Mac
Ward, Hai Ba Trung District,
Ha Noi
Tel: (84-24) 3 933 4566
Fax: (84-24) 3 933 4820

Hai Phong Branch

2nd Floor, Building No.18 Tran Hung
Dao, Hoang Van Thu Ward, Hong Bang
District, Hai Phong
Tel: (84-225) 384 1810
Fax: (84-225) 384 1801

District 1 Branch

Room 1003A, 10th Floor, No. 81-
83-83B-85 Ham Nghi Street,
Nguyen Thai Binh Ward, District 1,
Ho Chi Minh City
Tel: ((84-28) 3 535 6060
Fax: (84-28) 3 535 2912