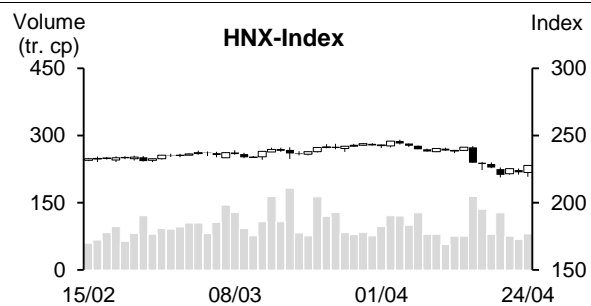
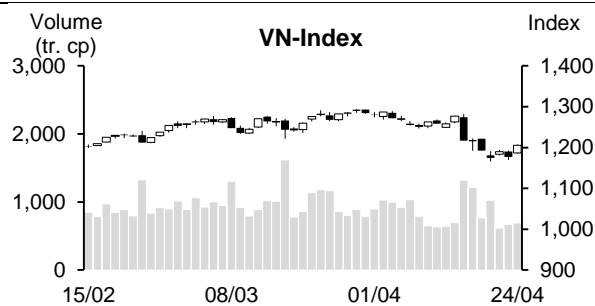


| 24/04/2024 | HOSE | | VN30 | | HNX | |
|-------------------------------------|---------------|---------------|---------------|----------------|--------------|---------------|
| | Value | Change % | Value | Change % | Value | Change % |
| Closing rate | 1,205.61 | 2.40% | 1,232.17 | 2.65% | 227.87 | 2.35% |
| Total volume (mil. shares) | 820.33 | 5.36% | 280.67 | 2.58% | 84.65 | 14.22% |
| Matched volume (mil. shares) | 691.72 | 2.75% | 215.55 | -14.63% | 80.78 | 18.23% |
| 20-session average (mil. shares) | 854.30 | -19.03% | 253.38 | -14.93% | 95.25 | -15.19% |
| Total value (bil dong) | 19,856 | 13.48% | 8,845 | 8.05% | 1,609 | 15.32% |
| Matched value (bil dong) | 16,813 | 7.78% | 7,344 | -5.25% | 1,527 | 20.09% |
| 20-session average (bil dong) | 20,298 | -17.17% | 8,132 | -9.69% | 1,989 | -23.23% |
| | Weight % | | Weight % | | Weight % | |
| Number of gainers | 435 | 80% | 30 | 100% | 147 | 64% |
| Number of droppers | 69 | 13% | 0 | 0% | 41 | 18% |
| Stand still codes | 39 | 7% | 0 | 0% | 42 | 18% |



REMARKABLE POINTS ON THE MARKET

The market was excited on Wednesday as VN-Index successfully reclaimed 1,200 points. VN-Index opened with up-gap of nearly 10 points and tended to get stronger at the end as green took control widely, many codes even gained to the limit. Many groups gained, and standing out the most were FPT, Viettel, and securities, steel, retail, and industrial park. The demand improved in most groups but the liquidity was still low comparing to average. Foreign investors saw the 3rd net selling session in a row. However, the selling came mostly from agreement trade on ETF FUEVFNND.

TECHNICAL POINT OF VIEW

In technical term, VN-Index gained strongly again. The sign saw a long thick gaining candle, and the volume increased slightly but still below 10-session average, therefore it is not certain that it is an explosive session to return to gaining trend. At the moment, we still think that this is only a short-term recovery. Close demand level is 1,210-1,220 where the price might correct again. If the demand is still weak, recovering trend might last until supply level of 1,246-1,280 points. For HNX-Index, it also gained strongly, there was also a thick gaining candle at demand level of 220-225, showing that it might recover further. Close supply level is 228-230 that needs to be under observation, similar to VN-Index. If the supply is weak, the index might prolong the recovery to 237-242. General strategy is utilizing the recovery to restructure the portfolio, recommended weight is low-average.

Recommending code: Buy GMD – Cut loss CEO, DXP

(Details in page 2)

RECOMMENDING CODES AS PER TECHNICAL SIGNS

Codes of the day

| No | Ticker | Recommend | Recommended date | Current Price | Operation Price | Current profit/loss | Target Price | Expected profit | Cut loss price | Expected Loss | Note |
|----|--------|-----------|------------------|---------------|-----------------|---------------------|--------------|-----------------|----------------|---------------|--|
| 1 | GMD | Buy | 25/04/24 | 81.30 | 81.3 | 0.0% | 90 | 10.7% | 77.5 | -4.7% | Positive collecting sign |
| 2 | CEO | Cut loss | 25/04/24 | 18.70 | 22.60 | -17.3% | 25.5 | 12.8% | 21.4 | -5.3% | Consider selling when recovering to MA10, 20 |
| 3 | DXP | Cut loss | 25/04/24 | 12.4 | 14.3 | -13.3% | 17 | 18.9% | 13.4 | -6.3% | Consider selling when recovering to MA10, 20 |

List of recommended codes

| No | Ticker | Recommend | Recommended date | Current Price | Operation price | Current profit/loss | Target Price | Expected profit | Cut loss price | Expected Loss | Note |
|----|--------|-----------|------------------|---------------|-----------------|---------------------|--------------|-----------------|----------------|---------------|------|
| 1 | HPG | Buy | 15/04/24 | 28.80 | 29.95 | -3.8% | 33 | 10.2% | 28.8 | -3.8% | |
| 2 | NLG | Buy | 19/04/24 | 38.5 | 38 | 1.3% | 41 | 7.9% | 36 | -5% | |
| 3 | DHT | Buy | 22/04/24 | 28.7 | 27.3 | 5.1% | 30 | 9.9% | 26 | -5% | |
| 4 | VCS | Buy | 23/04/24 | 63.90 | 62.8 | 1.8% | 66.5 | 5.9% | 59.5 | -5% | |
| 5 | PTB | Buy | 24/04/24 | 65.00 | 64.4 | 0.9% | 71 | 10.2% | 60 | -7% | |

DAILY NEWS**Domestic news****HoSE will soon operate new system KRX**

HOSE expects to operate KRX trading system on May 2, according to specialists, this is a positive thing for the market. Besides, KRX being smoothly operated will also help stabilizing and connecting the market. At the same time, helping improving and integrating many finance products.

Standard Chartered lowered Vietnam 2024 GDP forecast to 6%

In Vietnam macroeconomic report recently released, Standard Chartered Bank lowered Vietnam GDP forecast to 6% in 2024, comparing to previous forecast of 6.7%, since Q1 growth is lower than estimate with challenges from global trade.

Standard Chartered also lowered 2024 inflation forecast from 5.5% to 4.3%, since Q1 inflation is lower than expected. The bank forecasted that interest rate will stay at 4.5% until the end of Q3 and might increase by 50 basic-points in Q4 as inflation might be pushed by the growth.

SBV continued auctioning gold piece on April 25 at 16,800 taels

SBV announced gold piece auctioning on April 25, 2024. Total auctioning volume is still 16,800 taels. Deposit rate is 10%. Minimum bidding volume is 1,400 taels, maximum is 2,000 taels.

Many important interest rate items increased on April 23

On April 23, SBV supplied loans of nearly 36 trillion on OMO in 14-day term to 9 members. Remarkably, winning interest rate has increased to 4.25%/year instead of 4%/year recently. This is also the highest rate on OMO since the middle of 2023. Besides, the loan on OMO on April 16 (7-day term) also matured with total value of nearly 12 trillion.

On April 23, SBV also issued 2,150 billion dong of trust bond in 28-day term, interest rate is 3.73%/year. There are 3 members participating and 2 winning. At the same time, the trust bond lot issued on March 26 matured, accordingly, SBV returned 3.7 trillion dong to the market.

SJC gold price increased strongly as SBV paused auctioning gold piece on April 24

Following the gaining trend yesterday afternoon, domestic gold price increased further on April 24 morning to 84 million dong on selling side, 700,000 dong higher than that at the end of yesterday afternoon.

At 10:30, Saigon Jewelry (SJC) raised gold piece price by 700,000 dong comparing to that at 16:00 yesterday to 82-84 million dong/tael. SJC price in DOJL is 81.8-83.8 million dong/tael. PNJ is 81.9-84 million dong/tael; Bao Tin Minh Chau listed at 81.9-83.8 million dong/tael.

24K gold price also increased slightly this morning. SJC listed at 73.1-75 million dong, DOJL at 72.6-74.9 million dong/tael, PNJ at 73-74.7 million dong/tael, and Bao Tin Minh Chau at 73.68-75.38 million dong/tael on buying-selling sides.

Comparing to record created on April 9, SJC gold piece dropped by about 1 million dong or over 1%. Plain gold ring price is about 2 million dong lower than peak level.

Source: Cafef

Listing Company News

Novaland wants to offer 1.1 billion shares to shareholders at 10,000 dong/share

Recently, Novaland (NVL) released documents for 2024 general meeting. Accordingly, the company expects to offer 1.1 billion shares to existed shareholders by buying rights. The rate is 10:6. Selling rate is 10,000 dong/share – 67.5% market price on the exchange. After issuing, Novaland chartered capital expects to increase by 19,051 billion to over 31,200 billion. Expected operating time is from Q2/2024 to Q4/2024.

At upcoming meeting, Novaland expects to submit plan of ESOP share issuance in 2024. Issuing subject is BoM members and leading staffs. The volume is no more than 1.5% outstanding shares at issuing time. The price is no more than 10,000 dong/share.

VPBank completed nearly ¼ 2024 business targets in Q1

Ending Q1, VPBank combined credit growth is 2.1% comparing to the beginning of the year – higher than section average of 1.3%, and up by nearly 22% YoY, reaching nearly 613 trillion, up by nearly 66% QoQ and 64% YoY. In parent bank, Q1 EBT is over 4.9 trillion, nearly twice higher than Q4/2023, with total operating income increasing by 15% and net interest income increased by 25% YoY.

Total profit from parent bank and VPBankS and OPES is nearly 5.2 trillion, nearly twice higher than last quarter of 2023.

VHC revenue in March increased by 5%

Vinh Hoan (HOSE: VHC) March revenue is 1,089 billion, up by 5% YoY. In March, main product – Tra fish revenue is 598 billion, down by 2% YoY; secondary products also dropped by 23% to 125 billion. Remarkably, rice product revenue increased strongly by 210% to 34 billion.

By market, America still brought highest revenue of 316 billion, down by 20% YoY. Besides, export to China also dropped by 29% to 88 billion. On the contrary, selling to EU increased by 34% to 261 billion. Domestic revenue is 272 billion, up by 17%.

In 3 months 2024, VHC collected 2,811 billion, up by 25% YoY.

In 2024, Vinh Hoan set 2 business scenarios. On basic scenario, combined revenue target is 10.7 trillion, up by nearly 7% YoY. Net profit is 800 billion, down by 13%.

On positive scenario, combined revenue and net profit are expected at 11.5 and 1 trillion, up by 15% and 9% YoY.

Source: Cafef, Vietstock

MARKET STATISTICS**Statistics on matching trade****TOP 5 IMPACTING GAINERS**

| HOSE | | | |
|--------|---------------|----------|----------|
| Ticker | Closing (VND) | Change % | Impact % |
| FPT | 120,100 | 6.95% | 0.21% |
| CTG | 32,950 | 4.60% | 0.16% |
| GVR | 29,500 | 6.88% | 0.16% |
| HPG | 28,800 | 4.35% | 0.15% |
| MWG | 52,300 | 5.02% | 0.08% |

| HNX | | | |
|--------|---------------|----------|----------|
| Ticker | Closing (VND) | Change % | Impact % |
| PVS | 39,300 | 3.15% | 0.20% |
| SHS | 18,600 | 3.91% | 0.19% |
| MBS | 27,900 | 4.49% | 0.18% |
| IDC | 54,400 | 2.84% | 0.17% |
| CEO | 18,700 | 7.47% | 0.17% |

TOP 5 IMPACTING DROPPERS

| HOSE | | | |
|--------|---------------|----------|----------|
| Ticker | Closing (VND) | Change % | Impact % |
| STG | 45,000 | -4.96% | 0.00% |
| QCG | 14,900 | -3.87% | 0.00% |
| PGI | 23,900 | -5.16% | 0.00% |
| VSH | 46,700 | -1.06% | 0.00% |
| TRA | 80,200 | -2.20% | 0.00% |

| HNX | | | |
|--------|---------------|----------|----------|
| Ticker | Closing (VND) | Change % | Impact % |
| VIF | 14,400 | -10.00% | -0.19% |
| PTI | 32,100 | -5.59% | -0.05% |
| NET | 82,600 | -2.82% | -0.02% |
| TPP | 9,700 | -7.62% | -0.01% |
| SAF | 52,000 | -5.11% | -0.01% |

TOP 5 IN MATCHING VOLUME

| HOSE | | | |
|--------|---------------|----------|----------------|
| Ticker | Closing (VND) | Change % | Volume (share) |
| NVL | 15,200 | 4.83% | 26,747,205 |
| VIX | 17,250 | 4.23% | 26,371,195 |
| DIG | 28,650 | 6.90% | 25,342,877 |
| HPG | 28,800 | 4.35% | 23,062,837 |
| SSI | 35,650 | 3.33% | 21,331,306 |

| HNX | | | |
|--------|---------------|----------|----------------|
| Ticker | Closing (VND) | Change % | Volume (share) |
| SHS | 18,600 | 3.91% | 23,529,347 |
| CEO | 18,700 | 7.47% | 11,694,057 |
| PVS | 39,300 | 3.15% | 5,907,068 |
| MBS | 27,900 | 4.49% | 3,784,307 |
| HUT | 17,200 | 2.38% | 2,698,515 |

TOP 5 IN MATCHING VALUE

| HOSE | | | |
|--------|---------------|----------|------------------|
| Ticker | Closing (VND) | Change % | Value (bil. VND) |
| FPT | 120,100 | 6.95% | 1,207.2 |
| SSI | 35,650 | 3.33% | 756.0 |
| DIG | 28,650 | 6.90% | 713.3 |
| HPG | 28,800 | 4.35% | 654.7 |
| MWG | 52,300 | 5.02% | 595.7 |

| HNX | | | |
|--------|---------------|----------|------------------|
| Ticker | Closing (VND) | Change % | Value (bil. VND) |
| SHS | 18,600 | 3.91% | 434.6 |
| PVS | 39,300 | 3.15% | 229.8 |
| CEO | 18,700 | 7.47% | 214.2 |
| MBS | 27,900 | 4.49% | 104.0 |
| IDC | 54,400 | 2.84% | 89.3 |

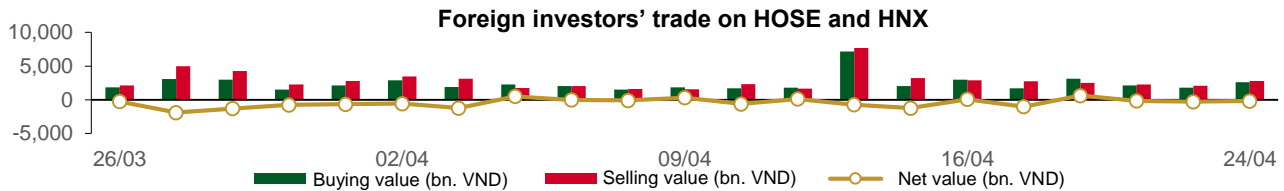
Statistics on agreement trades**TOP 5 IN AGREEMENT TRADES**

| HOSE | | |
|----------|------------------------|----------------------------|
| Ticker | Agreement vol. (share) | Agreement value (bil. VND) |
| FUEVFVND | 30,502,687 | 905.93 |
| SSB | 16,070,000 | 353.54 |
| VIB | 16,650,000 | 349.65 |
| VPB | 8,503,856 | 156.77 |
| TCB | 3,313,631 | 155.75 |

| HNX | | |
|--------|------------------------|----------------------------|
| Ticker | Agreement vol. (share) | Agreement value (bil. VND) |
| GKM | 1,757,100 | 54.82 |
| DNP | 850,000 | 16.75 |
| BNA | 600,000 | 5.88 |
| MST | 660,000 | 3.56 |
| CLM | 6,000 | 0.42 |

Statistics on foreign investors' trade

| Exchange | Buying vol. (mil. share) | Buying value (bil. VND) | Selling vol. (mil. share) | Selling value (bil. VND) | Net selling/ buying value (mil. share) | Net selling/ buying value (bil. VND) |
|--------------|-----------------------------|----------------------------|------------------------------|-----------------------------|--|--|
| HOSE | 97.46 | 2,500.09 | 96.00 | 2,742.74 | 1.47 | (242.65) |
| HNX | 4.38 | 130.44 | 2.81 | 70.07 | 1.57 | 60.37 |
| Total | 101.84 | 2,630.53 | 98.80 | 2,812.81 | 3.04 | (182.28) |



TOP 5 BOUGHT-IN

| HOSE | | | |
|--------|------------------|------------------------|----------------------------|
| Ticker | Closing (VND) | Buying vol. (share) | Buying value (bil. VND) |
| HPG | 28,800 | 7,777,137 | 220.32 |
| MWG | 52,300 | 3,666,400 | 189.57 |
| VND | 20,900 | 5,379,581 | 110.71 |
| FPT | 120,100 | 788,800 | 94.72 |
| SSI | 35,650 | 2,662,749 | 94.69 |

| HNX | | | |
|--------|------------------|------------------------|----------------------------|
| Ticker | Closing (VND) | Buying vol. (share) | Buying value (bil. VND) |
| PVS | 39,300 | 2,114,600 | 82.50 |
| MBS | 27,900 | 536,800 | 14.78 |
| CEO | 18,700 | 656,500 | 11.89 |
| IDC | 54,400 | 77,200 | 4.19 |
| VGS | 25,100 | 138,500 | 3.33 |

TOP 5 SOLD-OUT

| HOSE | | | |
|----------|------------------|-------------------------|-----------------------------|
| Ticker | Closing (VND) | Selling vol. (share) | Selling value (bil. VND) |
| FUEVFVND | 29,980 | 34,134,500 | 1,013.88 |
| VCB | 90,600 | 1,554,200 | 140.75 |
| MSB | 13,750 | 7,488,400 | 98.89 |
| VHM | 40,600 | 2,370,450 | 96.26 |
| FPT | 120,100 | 792,150 | 95.14 |

| HNX | | | |
|--------|------------------|-------------------------|-----------------------------|
| Ticker | Closing (VND) | Selling vol. (share) | Selling value (bil. VND) |
| IDC | 54,400 | 426,700 | 23.03 |
| SHS | 18,600 | 683,900 | 12.54 |
| CEO | 18,700 | 586,500 | 10.79 |
| TNG | 20,600 | 256,500 | 5.13 |
| MBS | 27,900 | 106,600 | 2.93 |

TOP 5 NET BUYING

| HOSE | | | |
|--------|------------------|---------------------|------------------------|
| Ticker | Closing (VND) | Net vol. (share) | Net value (bil VND) |
| HPG | 28,800 | 5,792,085 | 163.98 |
| MWG | 52,300 | 3,100,000 | 160.36 |
| VND | 20,900 | 4,425,981 | 91.08 |
| SSI | 35,650 | 2,044,558 | 72.75 |
| TPB | 18,000 | 3,401,300 | 60.51 |

| HNX | | | |
|--------|------------------|---------------------|------------------------|
| Ticker | Closing (VND) | Net vol. (share) | Net value (bil VND) |
| PVS | 39,300 | 2,054,000 | 80.13 |
| MBS | 27,900 | 430,200 | 11.86 |
| VGS | 25,100 | 124,600 | 2.99 |
| L14 | 38,500 | 30,600 | 1.16 |
| CEO | 18,700 | 70,000 | 1.10 |

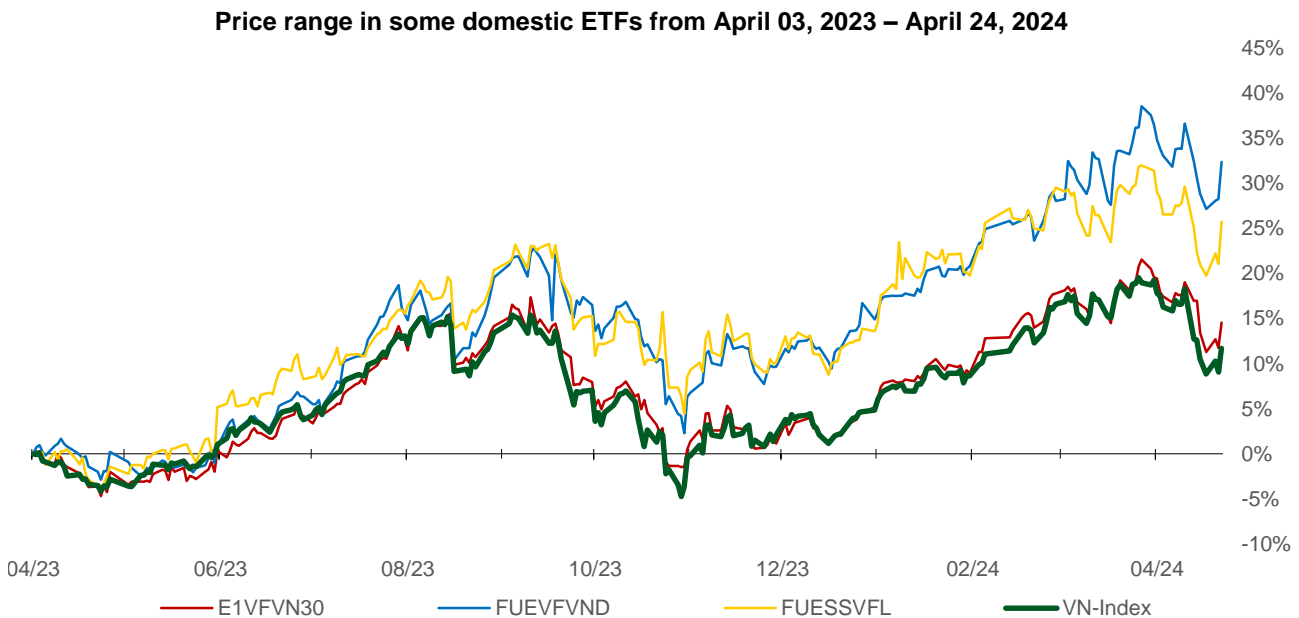
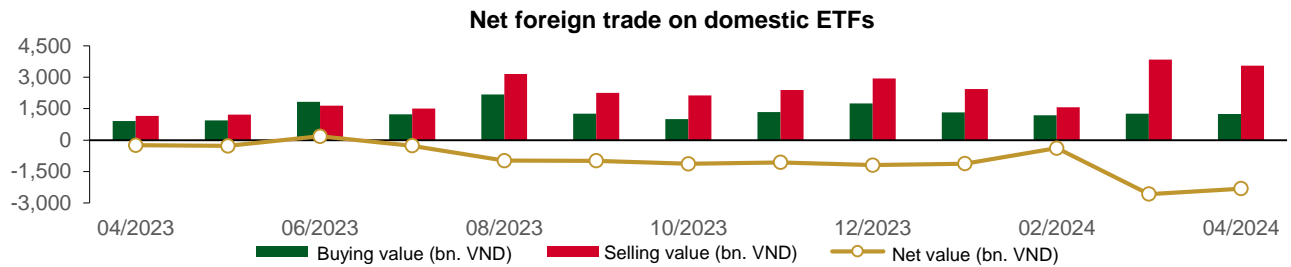
TOP 5 NET SELLING

| HOSE | | | |
|----------|------------------|---------------------|------------------------|
| Ticker | Closing (VND) | Net vol. (share) | Net value (bil VND) |
| FUEVFVND | 29,980 | (32,860,900) | (975.96) |
| VHM | 40,600 | (2,086,385) | (84.72) |
| VCB | 90,600 | (567,329) | (51.27) |
| HDB | 22,400 | (2,036,500) | (45.39) |
| GAS | 74,600 | (497,440) | (37.12) |

| HNX | | | |
|--------|------------------|---------------------|------------------------|
| Ticker | Closing (VND) | Net vol. (share) | Net value (bil VND) |
| IDC | 54,400 | (349,500) | (18.83) |
| SHS | 18,600 | (587,500) | (10.77) |
| TNG | 20,600 | (211,300) | (4.21) |
| BVS | 36,300 | (51,400) | (1.85) |
| SLS | 157,500 | (10,600) | (1.67) |

Statistics on domestic ETF share trade

| PRICE | | | | | FOREIGN TRADE | | | |
|--------------|-------------|------------|-------------------|-----------------|---------------|------------------|-------------------|---------------------|
| Ticker | Closing VND | Change (%) | Volume (share) | Value (bil VND) | Ticker | Buying (bil VND) | Selling (bil VND) | Net value (bil VND) |
| E1VFN30 | 21,270 | 2.5% | 127,401 | 2.69 | E1VFN30 | 0.92 | 0.27 | 0.65 |
| FUEMAV30 | 14,600 | 2.6% | 334,872 | 4.88 | FUEMAV30 | 4.83 | 0.29 | 4.54 |
| FUESSV30 | 15,100 | 2.4% | 16,010 | 0.24 | FUESSV30 | 0.16 | 0.05 | 0.11 |
| FUESSV50 | 18,310 | 2.7% | 5,073 | 0.09 | FUESSV50 | 0.02 | 0.06 | (0.05) |
| FUESSVFL | 20,370 | 3.9% | 110,653 | 2.23 | FUESSVFL | 1.57 | 1.31 | 0.26 |
| FUEVFN30 | 29,980 | 3.2% | 35,516,330 | 1,055.00 | FUEVFN30 | 37.91 | 1,013.88 | (975.96) |
| FUEVN100 | 16,350 | 1.2% | 53,250 | 0.87 | FUEVN100 | 0.30 | 0.38 | (0.08) |
| FUEIP100 | 7,850 | 4.7% | 700 | 0.01 | FUEIP100 | 0.00 | 0.00 | 0.00 |
| FUEKIV30 | 8,100 | 2.4% | 37,400 | 0.30 | FUEKIV30 | 0.30 | 0.30 | 0.00 |
| FUEDCMID | 11,290 | 3.7% | 542,129 | 5.99 | FUEDCMID | 5.88 | 0.16 | 5.72 |
| FUEKIVFS | 11,650 | 1.7% | 100 | 0.00 | FUEKIVFS | 0.00 | 0.00 | 0.00 |
| FUEMAVND | 12,700 | 3.7% | 100 | 0.00 | FUEMAVND | 0.00 | 0.00 | 0.00 |
| FUEFCV50 | 12,290 | -0.4% | 5,100 | 0.06 | FUEFCV50 | 0.00 | 0.00 | 0.00 |
| FUEBFVND | 12,510 | 0.0% | 0 | 0.00 | FUEBFVND | 0.00 | 0.00 | 0.00 |
| Total | | | 36,749,118 | 1,072.36 | Total | 51.90 | 1,016.71 | (964.81) |



Statistics on guaranteed warrant trade

| Warrant code (*) | Closing rate (VND) | Change (%) | Matched volume | Day to maturity | Price (VND) | Theoretical buying rate (VND) (**) | Difference from closing rate (VND) | Operating price (VND) | Converting rate n:1 | Matured date |
|------------------|--------------------|------------|----------------|-----------------|-------------|------------------------------------|------------------------------------|-----------------------|---------------------|--------------|
| CACB2304 | 1,860 | 0.0% | 0 | 152 | 27,050 | 1,545 | (315) | 23,000 | 3.0 | 23/09/2024 |
| CACB2305 | 830 | 9.2% | 44,570 | 166 | 27,050 | 653 | (177) | 24,000 | 6.0 | 07/10/2024 |
| CACB2306 | 1,850 | 8.2% | 53,530 | 85 | 27,050 | 1,750 | (100) | 22,000 | 3.0 | 18/07/2024 |
| CACB2307 | 600 | 7.1% | 9,880 | 117 | 27,050 | 485 | (115) | 25,000 | 6.0 | 19/08/2024 |
| CACB2401 | 1,290 | 8.4% | 4,240 | 54 | 27,050 | 1,224 | (66) | 25,000 | 2.0 | 17/06/2024 |
| CFPT2309 | 5,100 | 21.1% | 8,660 | 8 | 120,100 | 5,075 | (25) | 80,060 | 7.9 | 02/05/2024 |
| CFPT2310 | 4,820 | 25.5% | 24,490 | 99 | 120,100 | 4,589 | (231) | 84,510 | 7.9 | 01/08/2024 |
| CFPT2313 | 2,580 | 41.8% | 218,080 | 105 | 120,100 | 2,122 | (458) | 100,000 | 10.0 | 07/08/2024 |
| CFPT2314 | 3,220 | 28.8% | 80,860 | 258 | 120,100 | 2,351 | (869) | 100,000 | 10.0 | 07/01/2025 |
| CFPT2316 | 3,870 | 24.0% | 76,270 | 85 | 120,100 | 3,865 | (5) | 82,000 | 10.0 | 18/07/2024 |
| CFPT2317 | 1,810 | 30.2% | 45,250 | 209 | 120,100 | 1,462 | (348) | 101,000 | 15.0 | 19/11/2024 |
| CFPT2318 | 3,000 | 37.6% | 16,220 | 78 | 120,100 | 2,728 | (272) | 99,000 | 8.0 | 11/07/2024 |
| CHDB2306 | 1,190 | 12.3% | 15,430 | 61 | 22,400 | 927 | (263) | 19,340 | 3.5 | 24/06/2024 |
| CHPG2309 | 1,700 | 22.3% | 374,330 | 28 | 28,800 | 1,641 | (59) | 24,000 | 3.0 | 22/05/2024 |
| CHPG2315 | 1,450 | -3.3% | 1,000 | 57 | 28,800 | 613 | (837) | 27,780 | 4.0 | 20/06/2024 |
| CHPG2316 | 980 | 22.5% | 14,290 | 148 | 28,800 | 772 | (208) | 28,890 | 4.0 | 19/09/2024 |
| CHPG2319 | 450 | 36.4% | 7,010 | 61 | 28,800 | 359 | (91) | 30,110 | 4.0 | 24/06/2024 |
| CHPG2322 | 1,130 | 22.8% | 820 | 82 | 28,800 | 898 | (232) | 30,000 | 2.0 | 15/07/2024 |
| CHPG2326 | 320 | -5.9% | 225,450 | 8 | 28,800 | 390 | 70 | 27,500 | 4.0 | 02/05/2024 |
| CHPG2328 | 450 | -23.7% | 22,990 | 8 | 28,800 | 450 | 0 | 28,500 | 2.0 | 02/05/2024 |
| CHPG2329 | 1,180 | 28.3% | 138,240 | 99 | 28,800 | 1,226 | 46 | 29,000 | 2.0 | 01/08/2024 |
| CHPG2331 | 690 | 23.2% | 228,820 | 166 | 28,800 | 617 | (73) | 28,000 | 6.0 | 07/10/2024 |
| CHPG2332 | 690 | 21.1% | 45,380 | 197 | 28,800 | 628 | (62) | 28,500 | 6.0 | 07/11/2024 |
| CHPG2333 | 690 | 21.1% | 268,010 | 225 | 28,800 | 633 | (57) | 29,000 | 6.0 | 05/12/2024 |
| CHPG2334 | 590 | 18.0% | 242,970 | 258 | 28,800 | 484 | (106) | 29,500 | 8.0 | 07/01/2025 |
| CHPG2336 | 200 | -35.5% | 71,320 | 8 | 28,800 | 283 | 83 | 28,110 | 4.0 | 02/05/2024 |
| CHPG2337 | 580 | 38.1% | 3,540 | 70 | 28,800 | 437 | (143) | 29,670 | 4.0 | 03/07/2024 |
| CHPG2338 | 950 | 20.3% | 11,930 | 162 | 28,800 | 691 | (259) | 30,000 | 4.0 | 03/10/2024 |
| CHPG2339 | 3,050 | 10.9% | 5,370 | 253 | 28,800 | 1,767 | (1,283) | 30,220 | 2.0 | 02/01/2025 |
| CHPG2341 | 920 | 13.6% | 6,330 | 85 | 28,800 | 919 | (1) | 30,000 | 2.0 | 18/07/2024 |
| CHPG2342 | 790 | 8.2% | 23,350 | 209 | 28,800 | 644 | (146) | 24,000 | 10.0 | 19/11/2024 |
| CHPG2343 | 780 | 20.0% | 30,090 | 49 | 28,800 | 731 | (49) | 28,000 | 3.0 | 12/06/2024 |
| CHPG2401 | 280 | -31.7% | 560 | 54 | 28,800 | 340 | 60 | 31,000 | 3.0 | 17/06/2024 |
| CMBB2306 | 3,440 | 15.1% | 17,660 | 28 | 22,550 | 3,305 | (135) | 16,970 | 1.7 | 22/05/2024 |
| CMBB2309 | 910 | 26.4% | 41,090 | 8 | 22,550 | 891 | (19) | 19,000 | 4.0 | 02/05/2024 |
| CMBB2311 | 1,810 | 20.7% | 14,000 | 8 | 22,550 | 1,782 | (28) | 19,000 | 2.0 | 02/05/2024 |
| CMBB2312 | 1,970 | 13.9% | 9,180 | 99 | 22,550 | 1,744 | (226) | 19,500 | 2.0 | 01/08/2024 |
| CMBB2314 | 980 | 15.3% | 236,980 | 105 | 22,550 | 783 | (197) | 20,000 | 4.0 | 07/08/2024 |
| CMBB2315 | 1,320 | 10.0% | 70,710 | 258 | 22,550 | 978 | (342) | 20,000 | 4.0 | 07/01/2025 |
| CMBB2316 | 470 | 2.2% | 16,720 | 8 | 22,550 | 456 | (14) | 18,000 | 10.0 | 02/05/2024 |
| CMBB2317 | 720 | 14.3% | 96,680 | 117 | 22,550 | 640 | (80) | 20,000 | 5.0 | 19/08/2024 |
| CMBB2318 | 1,600 | 11.1% | 4,110 | 148 | 22,550 | 1,239 | (361) | 18,000 | 4.0 | 19/09/2024 |
| CMBB2401 | 1,800 | 20.0% | 2,680 | 54 | 22,550 | 1,408 | (392) | 20,000 | 2.0 | 17/06/2024 |
| CMSN2302 | 830 | -1.2% | 31,370 | 28 | 66,900 | 552 | (278) | 66,000 | 6.0 | 22/05/2024 |
| CMSN2307 | 190 | -24.0% | 4,190 | 61 | 66,900 | 43 | (147) | 83,000 | 10.0 | 24/06/2024 |
| CMSN2311 | 330 | -23.3% | 13,050 | 99 | 66,900 | 67 | (263) | 88,500 | 8.0 | 01/08/2024 |
| CMSN2313 | 790 | 5.3% | 10,550 | 166 | 66,900 | 275 | (515) | 80,000 | 10.0 | 07/10/2024 |
| CMSN2315 | 20 | -91.3% | 42,330 | 8 | 66,900 | 0 | (20) | 82,000 | 10.0 | 02/05/2024 |
| CMSN2316 | 520 | 20.9% | 10 | 162 | 66,900 | 194 | (326) | 83,980 | 10.0 | 03/10/2024 |
| CMSN2317 | 980 | 4.3% | 15,720 | 253 | 66,900 | 357 | (623) | 86,870 | 8.0 | 02/01/2025 |
| CMWG2305 | 4,150 | 25.8% | 33,480 | 28 | 52,300 | 4,180 | 30 | 35,660 | 4.0 | 22/05/2024 |
| CMWG2309 | 190 | -50.0% | 116,120 | 8 | 52,300 | 137 | (53) | 54,000 | 5.0 | 02/05/2024 |
| CMWG2310 | 1,050 | 26.5% | 5,120 | 99 | 52,300 | 740 | (310) | 54,500 | 5.0 | 01/08/2024 |
| CMWG2313 | 1,170 | 25.8% | 43,000 | 105 | 52,300 | 992 | (178) | 50,000 | 6.0 | 07/08/2024 |

| | | | | | | | | | | |
|----------|-------|--------|---------|-----|--------|-------|-------|--------|------|------------|
| CMWG2314 | 970 | 18.3% | 195,440 | 258 | 52,300 | 775 | (195) | 52,000 | 10.0 | 07/01/2025 |
| CMWG2315 | 170 | 21.4% | 11,680 | 8 | 52,300 | 184 | 14 | 48,890 | 20.0 | 02/05/2024 |
| CMWG2316 | 1,200 | 16.5% | 119,960 | 119 | 52,300 | 1,235 | 35 | 48,000 | 6.0 | 21/08/2024 |
| CMWG2318 | 2,000 | 25.8% | 103,560 | 85 | 52,300 | 1,861 | (139) | 42,000 | 6.0 | 18/07/2024 |
| CNVL2305 | 910 | 11.0% | 1,090 | 61 | 15,200 | 226 | (684) | 17,000 | 4.0 | 24/06/2024 |
| CPDR2305 | 2,270 | 18.2% | 9,310 | 61 | 27,050 | 1,811 | (459) | 20,220 | 4.0 | 24/06/2024 |
| CPOW2306 | 60 | -70.0% | 13,490 | 61 | 10,650 | 0 | (60) | 16,000 | 2.0 | 24/06/2024 |
| CPOW2309 | 20 | -89.5% | 33,220 | 21 | 10,650 | 0 | (20) | 14,500 | 2.0 | 15/05/2024 |
| CPOW2313 | 180 | 5.9% | 18,800 | 70 | 10,650 | 37 | (143) | 12,890 | 2.0 | 03/07/2024 |
| CPOW2314 | 440 | 4.8% | 111,670 | 162 | 10,650 | 123 | (317) | 13,110 | 2.0 | 03/10/2024 |
| CPOW2315 | 650 | 6.6% | 34,610 | 253 | 10,650 | 189 | (461) | 13,460 | 2.0 | 02/01/2025 |
| CSHB2302 | 20 | -90.5% | 46,770 | 8 | 11,200 | 18 | (2) | 12,000 | 2.0 | 02/05/2024 |
| CSHB2303 | 470 | 17.5% | 41,270 | 69 | 11,200 | 158 | (312) | 12,350 | 2.0 | 02/07/2024 |
| CSHB2304 | 300 | 0.0% | 1,140 | 70 | 11,200 | 107 | (193) | 11,670 | 5.0 | 03/07/2024 |
| CSHB2305 | 340 | 0.0% | 3,400 | 162 | 11,200 | 125 | (215) | 12,560 | 5.0 | 03/10/2024 |
| CSHB2306 | 1,110 | 5.7% | 25,050 | 253 | 11,200 | 422 | (688) | 12,780 | 2.0 | 02/01/2025 |
| CSTB2306 | 400 | -37.5% | 90,470 | 28 | 28,600 | 392 | (8) | 30,000 | 2.0 | 22/05/2024 |
| CSTB2312 | 150 | -46.4% | 103,730 | 57 | 28,600 | 99 | (51) | 33,330 | 5.0 | 20/06/2024 |
| CSTB2313 | 320 | 10.3% | 23,990 | 148 | 28,600 | 203 | (117) | 35,560 | 5.0 | 19/09/2024 |
| CSTB2316 | 60 | -76.9% | 2,560 | 61 | 28,600 | 41 | (19) | 36,330 | 5.0 | 24/06/2024 |
| CSTB2318 | 100 | -64.3% | 81,270 | 21 | 28,600 | 52 | (48) | 32,000 | 4.0 | 15/05/2024 |
| CSTB2322 | 30 | -88.5% | 193,970 | 8 | 28,600 | 64 | 34 | 30,000 | 4.0 | 02/05/2024 |
| CSTB2324 | 30 | -88.0% | 13,090 | 8 | 28,600 | 25 | (5) | 31,000 | 4.0 | 02/05/2024 |
| CSTB2325 | 670 | 6.4% | 1,840 | 99 | 28,600 | 361 | (309) | 31,500 | 4.0 | 01/08/2024 |
| CSTB2327 | 360 | 2.9% | 7,720 | 105 | 28,600 | 229 | (131) | 32,000 | 6.0 | 07/08/2024 |
| CSTB2328 | 520 | 4.0% | 24,070 | 258 | 28,600 | 321 | (199) | 33,000 | 8.0 | 07/01/2025 |
| CSTB2330 | 10 | -95.8% | 98,750 | 8 | 28,600 | 1 | (9) | 34,000 | 4.0 | 02/05/2024 |
| CSTB2331 | 130 | -50.0% | 5,720 | 70 | 28,600 | 80 | (50) | 35,000 | 5.0 | 03/07/2024 |
| CSTB2332 | 340 | 9.7% | 23,410 | 162 | 28,600 | 215 | (125) | 35,890 | 5.0 | 03/10/2024 |
| CSTB2333 | 1,620 | 8.7% | 6,520 | 253 | 28,600 | 875 | (745) | 36,110 | 2.0 | 02/01/2025 |
| CSTB2334 | 1,360 | 6.3% | 96,830 | 119 | 28,600 | 1,206 | (154) | 27,000 | 3.0 | 21/08/2024 |
| CSTB2336 | 100 | -56.5% | 58,750 | 23 | 28,600 | 82 | (18) | 31,000 | 5.0 | 17/05/2024 |
| CSTB2337 | 1,060 | 6.0% | 7,020 | 209 | 28,600 | 646 | (414) | 27,000 | 7.0 | 19/11/2024 |
| CSTB2338 | 460 | -16.4% | 197,360 | 49 | 28,600 | 533 | 73 | 29,000 | 3.0 | 12/06/2024 |
| CSTB2401 | 410 | 0.0% | 0 | 54 | 28,600 | 321 | (89) | 31,000 | 3.0 | 17/06/2024 |
| CTCB2302 | 6,630 | 4.9% | 9,640 | 28 | 47,000 | 6,687 | 57 | 27,000 | 3.0 | 22/05/2024 |
| CTCB2306 | 3,940 | 8.0% | 8,410 | 8 | 47,000 | 3,756 | (184) | 32,000 | 4.0 | 02/05/2024 |
| CTCB2307 | 3,740 | 7.8% | 2,150 | 99 | 47,000 | 3,343 | (397) | 34,000 | 4.0 | 01/08/2024 |
| CTCB2309 | 4,480 | 6.9% | 140 | 152 | 47,000 | 4,267 | (213) | 35,000 | 3.0 | 23/09/2024 |
| CTCB2310 | 1,750 | 7.4% | 42,910 | 166 | 47,000 | 1,613 | (137) | 35,000 | 8.0 | 07/10/2024 |
| CTCB2312 | 4,950 | 6.7% | 1,400 | 78 | 47,000 | 4,876 | (74) | 32,600 | 3.0 | 11/07/2024 |
| CTCB2401 | 6,650 | 7.4% | 60 | 54 | 47,000 | 6,581 | (69) | 34,000 | 2.0 | 17/06/2024 |
| CTPB2304 | 20 | -88.2% | 67,910 | 8 | 18,000 | 24 | 4 | 18,890 | 4.0 | 02/05/2024 |
| CTPB2305 | 350 | 25.0% | 40,540 | 70 | 18,000 | 147 | (203) | 19,330 | 4.0 | 03/07/2024 |
| CTPB2306 | 1,270 | 17.6% | 5,410 | 162 | 18,000 | 488 | (782) | 19,890 | 2.0 | 03/10/2024 |
| CTPB2401 | 700 | -11.4% | 8,090 | 54 | 18,000 | 372 | (328) | 18,500 | 2.0 | 17/06/2024 |
| CVHM2302 | 130 | -69.1% | 50,610 | 28 | 40,600 | 15 | (115) | 50,000 | 4.0 | 22/05/2024 |
| CVHM2307 | 70 | -65.0% | 13,790 | 61 | 40,600 | 1 | (69) | 62,670 | 8.0 | 24/06/2024 |
| CVHM2311 | 250 | -34.2% | 12,570 | 99 | 40,600 | 22 | (228) | 60,500 | 5.0 | 01/08/2024 |
| CVHM2312 | 10 | -96.6% | 10 | 8 | 40,600 | 0 | (10) | 56,000 | 5.0 | 02/05/2024 |
| CVHM2313 | 320 | 10.3% | 4,260 | 166 | 40,600 | 159 | (161) | 50,000 | 10.0 | 07/10/2024 |
| CVHM2315 | 10 | -94.7% | 18,900 | 8 | 40,600 | 0 | (10) | 50,890 | 8.0 | 02/05/2024 |
| CVHM2316 | 130 | -48.0% | 11,040 | 70 | 40,600 | 44 | (86) | 51,230 | 8.0 | 03/07/2024 |
| CVHM2317 | 350 | 0.0% | 64,510 | 162 | 40,600 | 144 | (206) | 52,350 | 8.0 | 03/10/2024 |
| CVHM2318 | 870 | -4.4% | 34,020 | 253 | 40,600 | 373 | (497) | 53,460 | 5.0 | 02/01/2025 |
| CVHM2401 | 650 | 6.6% | 8,820 | 54 | 40,600 | 394 | (256) | 43,000 | 4.0 | 17/06/2024 |
| CVIB2302 | 2,280 | 6.5% | 21,640 | 28 | 21,400 | 2,115 | (165) | 18,080 | 1.6 | 22/05/2024 |
| CVIB2304 | 940 | 10.6% | 27,030 | 105 | 21,400 | 826 | (114) | 18,880 | 3.8 | 07/08/2024 |
| CVIB2305 | 660 | 10.0% | 56,800 | 258 | 21,400 | 502 | (158) | 20,770 | 5.7 | 07/01/2025 |
| CVIB2306 | 3,310 | 3.4% | 500 | 119 | 21,400 | 2,940 | (370) | 16,050 | 1.9 | 21/08/2024 |

| | | | | | | | | | | |
|----------|-------|--------|---------|-----|--------|-------|---------|--------|------|------------|
| CVIB2307 | 1,050 | 10.5% | 1,590 | 117 | 21,400 | 676 | (374) | 19,820 | 3.8 | 19/08/2024 |
| CVIB2401 | 1,050 | 23.5% | 210 | 54 | 21,400 | 1,096 | 46 | 19,820 | 1.9 | 17/06/2024 |
| CVIC2306 | 240 | 0.0% | 320 | 61 | 41,600 | 2 | (238) | 62,220 | 8.0 | 24/06/2024 |
| CVIC2308 | 200 | 11.1% | 61,350 | 105 | 41,600 | 102 | (98) | 50,000 | 10.0 | 07/08/2024 |
| CVIC2309 | 270 | 17.4% | 74,430 | 166 | 41,600 | 140 | (130) | 52,000 | 10.0 | 07/10/2024 |
| CVIC2312 | 150 | 36.4% | 4,470 | 70 | 41,600 | 33 | (117) | 52,350 | 10.0 | 03/07/2024 |
| CVIC2313 | 330 | 6.5% | 100,720 | 162 | 41,600 | 113 | (217) | 53,460 | 10.0 | 03/10/2024 |
| CVIC2314 | 1,070 | 0.9% | 72,560 | 253 | 41,600 | 367 | (703) | 54,570 | 5.0 | 02/01/2025 |
| CVNM2306 | 250 | -28.6% | 6,990 | 61 | 64,000 | 34 | (216) | 71,710 | 9.5 | 24/06/2024 |
| CVNM2308 | 50 | -83.9% | 17,040 | 8 | 64,000 | 7 | (43) | 67,620 | 7.8 | 02/05/2024 |
| CVNM2310 | 240 | -29.4% | 2,170 | 105 | 64,000 | 16 | (224) | 78,400 | 9.8 | 07/08/2024 |
| CVNM2311 | 460 | 9.5% | 21,790 | 258 | 64,000 | 107 | (353) | 78,400 | 9.8 | 07/01/2025 |
| CVNM2313 | 40 | -82.6% | 9,580 | 8 | 64,000 | 0 | (40) | 82,300 | 9.8 | 02/05/2024 |
| CVNM2314 | 400 | 5.3% | 36,920 | 162 | 64,000 | 15 | (385) | 85,150 | 7.8 | 03/10/2024 |
| CVNM2315 | 1,350 | -10.0% | 1,020 | 253 | 64,000 | 79 | (1,271) | 87,110 | 3.9 | 02/01/2025 |
| CVPB2309 | 10 | -94.1% | 3,780 | 8 | 18,600 | 0 | (10) | 21,450 | 3.8 | 02/05/2024 |
| CVPB2311 | 180 | -52.6% | 2,830 | 8 | 18,600 | 53 | (127) | 19,540 | 1.9 | 02/05/2024 |
| CVPB2312 | 650 | 14.0% | 8,980 | 99 | 18,600 | 437 | (213) | 20,020 | 1.9 | 01/08/2024 |
| CVPB2314 | 170 | 6.3% | 28,010 | 105 | 18,600 | 71 | (99) | 22,880 | 3.8 | 07/08/2024 |
| CVPB2315 | 280 | 16.7% | 66,460 | 258 | 18,600 | 143 | (137) | 23,350 | 5.7 | 07/01/2025 |
| CVPB2316 | 10 | -92.9% | 21,560 | 8 | 18,600 | 0 | (10) | 22,360 | 4.8 | 02/05/2024 |
| CVPB2317 | 130 | -40.9% | 31,380 | 70 | 18,600 | 34 | (96) | 22,880 | 3.8 | 03/07/2024 |
| CVPB2318 | 340 | 13.3% | 35,380 | 162 | 18,600 | 113 | (227) | 23,420 | 3.8 | 03/10/2024 |
| CVPB2319 | 1,310 | 8.3% | 10,560 | 253 | 18,600 | 363 | (947) | 23,950 | 1.9 | 02/01/2025 |
| CVPB2321 | 460 | 7.0% | 14,320 | 117 | 18,600 | 261 | (199) | 18,000 | 7.0 | 19/08/2024 |
| CVPB2322 | 490 | -2.0% | 9,800 | 148 | 18,600 | 287 | (203) | 20,000 | 4.0 | 19/09/2024 |
| CVRE2303 | 180 | -47.1% | 31,970 | 28 | 22,550 | 75 | (105) | 25,000 | 3.0 | 22/05/2024 |
| CVRE2308 | 360 | 0.0% | 0 | 61 | 22,550 | 5 | (355) | 31,330 | 5.0 | 24/06/2024 |
| CVRE2312 | 10 | -94.7% | 32,680 | 8 | 22,550 | 0 | (10) | 27,500 | 4.0 | 02/05/2024 |
| CVRE2313 | 270 | 3.9% | 230 | 99 | 22,550 | 53 | (217) | 29,500 | 4.0 | 01/08/2024 |
| CVRE2315 | 230 | 15.0% | 110,450 | 166 | 22,550 | 58 | (172) | 30,000 | 8.0 | 07/10/2024 |
| CVRE2317 | 20 | -89.5% | 39,250 | 8 | 22,550 | 0 | (20) | 30,000 | 4.0 | 02/05/2024 |
| CVRE2318 | 160 | -38.5% | 3,040 | 70 | 22,550 | 12 | (148) | 31,000 | 4.0 | 03/07/2024 |
| CVRE2319 | 200 | -9.1% | 27,400 | 162 | 22,550 | 71 | (129) | 31,780 | 4.0 | 03/10/2024 |
| CVRE2320 | 1,020 | 10.9% | 15,270 | 253 | 22,550 | 287 | (733) | 32,330 | 2.0 | 02/01/2025 |
| CVRE2322 | 890 | 8.5% | 690 | 85 | 22,550 | 369 | (521) | 24,000 | 3.0 | 18/07/2024 |
| CVRE2323 | 320 | -22.0% | 1,060 | 49 | 22,550 | 166 | (154) | 24,800 | 3.0 | 12/06/2024 |

(*) All are buying stock rights, conducted in European style and payment method is in cash

(**) PHS evaluates in Black-Scholes model

LIST OF CODES ANALYZED

| Ticker | Exchange | Market price | Reasonable price * | Report date | 2024F EAT (bil. VND) |
|---------------------|----------|--------------|--------------------|-------------|----------------------|
| HDB | HOSE | 22,400 | 31,000 | 16/04/2024 | 13,140 |
| BSR | UPCOM | 18,240 | 23,200 | 08/04/2024 | 5,111 |
| STK | HOSE | 28,900 | 38,550 | 04/04/2024 | 132 |
| KDH | HOSE | 34,550 | 42,200 | 22/03/2024 | 1,198 |
| PVT | HOSE | 25,000 | 34,850 | 20/03/2024 | 2,344 |
| MSB | HOSE | 13,750 | 20,700 | 19/03/2024 | 5,749 |
| POW | HOSE | 10,650 | 14,500 | 12/03/2024 | 1,923 |
| IMP | HOSE | 65,400 | 81,100 | 29/02/2024 | 355 |
| NT2 | HOSE | 21,550 | 32,300 | 07/02/2024 | 640 |
| VIB | HOSE | 21,400 | 27,000 | 07/02/2024 | 9,843 |
| VHM | HOSE | 40,600 | 63,300 | 26/01/2024 | 27,904 |
| MSH | HOSE | 43,000 | 55,900 | 17/01/2024 | 318 |
| SIP | HOSE | 82,000 | 83,400 | 10/01/2024 | 1,123 |
| KBC | HOSE | 29,500 | 36,000 | 10/01/2024 | 1,647 |
| IDC | HNX | 54,400 | 56,000 | 10/01/2024 | 2,212 |
| CTG | HOSE | 32,950 | 36,375 | 10/01/2024 | 23,247 |
| VCB | HOSE | 90,600 | 87,329 | 10/01/2024 | 37,497 |
| BID | HOSE | 50,000 | 55,870 | 10/01/2024 | 25,522 |
| TCB | HOSE | 47,000 | 45,148 | 10/01/2024 | 22,796 |
| MBB | HOSE | 22,550 | 29,592 | 10/01/2024 | 23,926 |
| TPB | HOSE | 18,000 | 24,130 | 10/01/2024 | 7,508 |
| OCB | HOSE | 13,850 | 19,164 | 10/01/2024 | 4,880 |
| ACB | HOSE | 27,050 | 31,952 | 10/01/2024 | 18,261 |
| VPB | HOSE | 18,600 | 25,603 | 10/01/2024 | 16,420 |
| STB | HOSE | 28,600 | 34,494 | 10/01/2024 | 9,865 |
| LPB | HOSE | 21,050 | 18,389 | 10/01/2024 | 4,731 |
| SHB | HOSE | 11,200 | 16,146 | 10/01/2024 | 10,044 |
| MWG | HOSE | 52,300 | 61,600 | 10/01/2024 | 2,325 |
| FRT | HOSE | 151,000 | 119,200 | 10/01/2024 | 305 |
| DGW | HOSE | 58,700 | 55,300 | 10/01/2024 | 665 |
| PNJ | HOSE | 94,300 | 101,000 | 10/01/2024 | 2,357 |
| VNM | HOSE | 64,000 | 77,500 | 10/01/2024 | 10,402 |
| SAB | HOSE | 53,600 | 83,600 | 10/01/2024 | 5,162 |
| HPG | HOSE | 28,800 | 31,200 | 10/01/2024 | 15,721 |
| VHC | HOSE | 74,400 | 87,700 | 10/01/2024 | 1,218 |
| FMC | HOSE | 48,900 | 59,400 | 10/01/2024 | 318 |
| ANV | HOSE | 29,300 | 39,100 | 10/01/2024 | 261 |
| TCM | HOSE | 43,550 | 54,700 | 10/01/2024 | 221 |
| GEG | HOSE | 12,400 | 18,000 | 10/01/2024 | 227 |
| GAS | HOSE | 74,600 | 87,300 | 10/01/2024 | 12,352 |
| PLX | HOSE | 35,250 | 42,300 | 10/01/2024 | 4,395 |
| PVD | HOSE | 30,200 | 29,100 | 10/01/2024 | 816 |
| PVS | HNX | 39,300 | 40,300 | 10/01/2024 | 1,136 |
| NLG | HOSE | 38,500 | 40,600 | 10/01/2024 | 631 |
| VRE | HOSE | 22,550 | 37,700 | 10/01/2024 | 4,252 |

Source: PHS

*Reasonable price hasn't been adjusted with operated rights after reporting date

Analyst Certification

The report is made by Pham Quang Chuong, analyst – Phu Hung Securities Joint Stock Company. Each research analyst(s), strategist(s) or research associate(s) responsible for the preparation and content of all or any identified portion of this research report hereby certifies that, with respect to each issuer or security or any identified portion of the report with respect to each issuer or security that the research analyst, strategist or research associate covers in this research report, all of the views expressed by that research analyst, strategist or research associate in this research report accurately reflect their personal views about those issuer(s) or securities. Each research analyst(s), strategist(s) or research associate(s) also certify that no part of their compensation was, is, or will be, directly or indirectly, related to the specific recommendation(s) or view(s) expressed by that research analyst, strategist or research associate in this research report.

Ratings Definition

Buy = higher than domestic market by over 10%
Hold = similar to domestic market at the rate of +10% ~ -10%
Sell = lower than domestic market by below 10%
No rating = the code is not rated in Phu Hung or not yet listed
The performance is determined by total recollection in 12 months (including dividend).

Analyst Certification

This information has been compiled from sources we believe to be reliable, but we do not hold ourselves responsible for its completeness or accuracy. It is not an offer to sell or solicitation of an offer to buy any securities. Phu Hung Securities and its affiliates and their officers and employees may or may not have a position in or with respect to the securities mentioned herein. Phu Hung Securities (or one of its affiliates) may from time to time perform investment banking or other services or solicit investment banking or other business for any company mentioned in this report. All opinions and estimates included in this report constitute our judgment as of this date and are subject to change without notice.

© Phu Hung Securities Corporation

F21, Phu My Hung Tower, 08 Hoang Van Thai, Tan Phu Ward, District 7, HCMC
Phone: (84-28) 5 413 5479 Fax: (84-28) 5 413 5472
Customer Service: 1900 25 23 58 Call Center: (84-28) 5 413 5488
E-mail: info@phs.vn / support@phs.vn Web: www.phs.vn

Phu My Hung Trading office

Ground Floor, CR2-08, 107 Ton
Dat Tien, Tan Phu Ward, District 7,
Ho Chi Minh City
Tel: (84-28) 5 413 5478
Fax: (84-28) 5 413 5473

District 3 Branch

4th & 5th Floor, 458 Nguyen
Thi Minh Khai, Ward 2,
District 3, Ho Chi Minh City
Tel: (84-28) 3 820 8068
Fax: (84-28) 3 820 8206

Thanh Xuan Branch

5th Floor, UDIC Complex Building, N04
Hoang Dao Thuy, Trung Hoa Ward, Cau
Giay District, Ha Noi
Tel: (84-24) 6 250 9999
Fax: (84-24) 6 250 6666

Tan Binh Branch

Park Legend Building, 251 Hoang
Van Thu Street, Ward 2, Tan Binh
District, Ho Chi Minh City
Tel: (84-28) 3 813 2401
Fax: (84-28) 3 813 2415

Hanoi Branch

5th Floor, Vinafor Building,
No.127 Lo Duc, Dong Mac
Ward, Hai Ba Trung District,
Ha Noi
Tel: (84-24) 3 933 4566
Fax: (84-24) 3 933 4820

Hai Phong Branch

2nd Floor, Building No.18 Tran Hung
Dao, Hoang Van Thu Ward, Hong Bang
District, Hai Phong
Tel: (84-225) 384 1810
Fax: (84-225) 384 1801

District 1 Branch

Room 1003A, 10th Floor, No. 81-
83-83B-85 Ham Nghi Street,
Nguyen Thai Binh Ward, District 1,
Ho Chi Minh City
Tel: ((84-28) 3 535 6060
Fax: (84-28) 3 535 2912