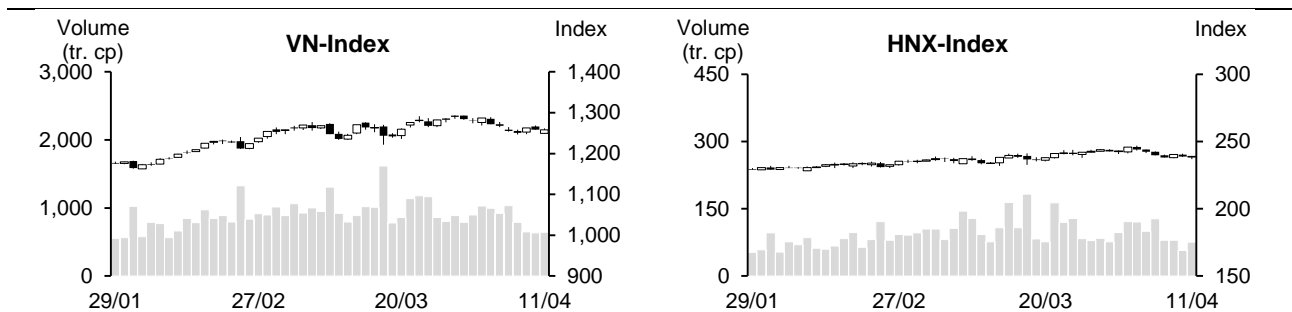


11/04/2024	HOSE		VN30		HNX	
	Value	Change %	Value	Change %	Value	Change %
Closing rate	1,258.20	-0.03%	1,262.86	-0.08%	239.07	0.12%
<b>Total volume (mil. shares)</b>	<b>687.06</b>	<b>-2.21%</b>	<b>179.65</b>	<b>-24.27%</b>	<b>78.25</b>	<b>18.56%</b>
<b>Matched volume (mil. shares)</b>	<b>643.10</b>	<b>1.53%</b>	<b>169.99</b>	<b>-13.16%</b>	<b>75.45</b>	<b>32.46%</b>
20-session average (mil. shares)	934.67	-31.19%	253.55	-32.96%	102.12	-26.12%
<b>Total value (bil dong)</b>	<b>16,552</b>	<b>-1.79%</b>	<b>6,055</b>	<b>-18.96%</b>	<b>1,754</b>	<b>23.95%</b>
<b>Matched value (bil dong)</b>	<b>15,145</b>	<b>-0.46%</b>	<b>5,701</b>	<b>-11.63%</b>	<b>1,662</b>	<b>36.84%</b>
20-session average (bil dong)	22,808	-33.60%	8,342	-31.66%	2,179	-23.72%
	Weight %		Weight %		Weight %	
<b>Number of gainers</b>	150	28%	11	37%	88	37%
<b>Number of droppers</b>	308	57%	16	53%	80	34%
<b>Stand still codes</b>	84	15%	3	10%	68	29%



### REMARKABLE POINTS ON THE MARKET

The market escaped danger on Thursday as main indexes closed around reference. World stock market was negative last night which saw impact on investors this morning. VN-Index opened with a down-gap of nearly 10 points as red tool control in most groups. However, the bottom was quickly created. The cash flow joined in on some groups like steel, oil, retail, and securities and some banking pillars which helped lowering the index's drop, VN-Index even gained slightly at a point. However, the market still showed control from droppers. The liquidity was low in the third session in a row, showing cautious bottom-catching act from investors. Foreign investors turned to a net buying again, thanks to big agreement trade on PVD.

### TECHNICAL POINT OF VIEW

In technical term, VN-Index dropped slightly. The volume stayed below 10 and 20-session average, showing that the cash flow is cautious. Not just that, the index still saw pressure from MA20, and MA5 still differentiated negatively from MA20, showing that short-term correcting trend is still in control. Moreover, MACD dropped to below Signal, maintaining selling sign and RSI dropped to below Midline, showing weak sign, and the index might see risk of dropping to close support level around 1,241 points (MA50) or further on sentimental level of 1,200 points. For HNX, HNX-Index gained again. However, the index still closed below MA5, and MA5 dropped to below MA20, showing that the gain might only be technical and the main trend in short-term is still correcting, with support around 236 points (MA50). In general, the market is seeing short-term dropping pressure after the drop on April 11. Therefore, investors should keep a safe weight to avoid unexpected risk from general market.

**Recommending code:** Sell SHB – Buy PNJ

(Details in page 2)

**RECOMMENDING CODES AS PER TECHNICAL SIGNS****Codes of the day**

No	Ticker	Recommend	Recommended date	Current Price	Operation Price	Current profit/loss	Target Price	Expected profit	Cut loss price	Expected Loss	Note
1	SHB	Sell	12/04/24	11.1	11.5	-3.5%	12.5	8.7%	11	-4.3%	Weakening sign
2	PNJ	Buy	12/04/24	100.00	100.00	0.0%	110.0	10.0%	95.5	-4.5%	Sign of escaping triangle model

**List of recommended codes**

No	Ticker	Recommend	Recommended date	Current Price	Operation price	Current profit/loss	Target Price	Expected profit	Cut loss price	Expected Loss	Note
1	OIL	Buy	08/01/24	9.88	10.2	-3.2%	11.6	13.7%	9.6	-5.9%	
2	DHG	Buy	23/01/24	114.5	106.1	7.9%	122	15.0%	100	-6%	
3	IJC	Buy	14/03/24	14.6	15.5	-5.8%	18	16.1%	14.6	-6%	
4	SSI	Buy	18/03/24	37.15	37.8	-1.7%	41.5	9.8%	35.9	-5%	
5	CEO	Buy	21/03/24	22.30	22.6	-1.3%	25.5	12.8%	21.4	-5%	
6	NLG	Buy	22/03/24	42.30	43.3	-2.3%	50	15%	40.8	-6%	
7	DXP	Buy	29/03/24	14	14.3	-2.1%	17	19%	13.4	-6%	
8	QNS	Buy	02/04/24	49.497	49.2	0.6%	54	10%	47.7	-3%	
9	GEX	Buy	09/04/24	23.1	23.45	-1.5%	25	7%	22	-6%	
10	PDR	Buy	10/04/24	31.6	32.2	-1.9%	35.5	10%	30.6	-5%	

**DAILY NEWS****Domestic news****ADB: Vietnam economic expects a growth of 6.0% in 2024**

At Asia Development Report (ADO) of April 2024 on April 11, Asia Development Bank (ADB) maintained previous forecast on Vietnam economic growth this year at 6.0% and 2025 is 6.2%.

Besides, FDI and remittance are positive, trade surplus is maintained, domestic consumption recovered, stimulating the fiscal with remarkable public investment which is considered a key for economic growth this year.

**Domestic USD rate increased after America inflation data**

Domestic USD rate increased after information that America inflation in March is higher than expected.

Central rate on April 11 released by SBV is 24,046 VND/USD. At the range of 5%, USD rate in commercial banks is 22,844-25,248 VND/USD. On the exchange, SBV also raised USD selling rate by 11 dong to 25,198 VND/USD, buying rate stayed at 23,400 VND/USD.

On banking market, USD rate in banks increased this morning. Vietcombank raised it by 20 dong on both sides from yesterday afternoon, buying-selling rate is 24,780-25,150 VND/USD. From the beginning of the year until now, USD rate in Vietcombank increased by about 730 dong, or about 3%. Similarly, BIDV rate increased to 24,840-25,150 VND/USD, 40 dong higher than the end of yesterday. Vietinbank raised the price by 73 dong on buying and 33 dong on selling side, to 24,763-25,183 VND/USD.

For private banks, Techcombank, MB, ACB, Eximbank, and Sacombank increased by 50-60 dong/USD on both sides, buying rate to 24,770-24,830 VND/USD, selling rate to 25,150 – 25,190 dong/USD.

Similar to official market, free USD rate is 25,400 – 25,500 dong, up by 50 dong on both sides comparing to the same time from yesterday.

**RON 95 price is near 25,000 dong/litre**

Ministry of Finance and Ministry of Industry and Trade announced to adjust oil price from 15:00 April 11. Accordingly, the Ministries decided to lower E5 RON 92 price by 68 dong to 23,848 dong/litre; RON 95 by 20 dong to 24,821 dong/litre. Meanwhile, diesel increased by 622 dong to 21,610 dong/litre, FO dropped by 288 dong to 17,008 dong/kg.

Source: Cafef, Fireant

## Listing Company News

### **HPG general meeting: Q1 profit is about 2.8 trillion, research to make silica steel sheet that never before made in Vietnam**

On April 11, Hoa Phat Group (HOSE: HPG) held 2024 general meeting. In 2024, HPG set revenue target at 140 trillion and EAT at 10 trillion, up by 16% and 47% YoY. The company also expects to pay 10% dividend. If the targets are completed, it will be the 3<sup>rd</sup> highest revenue level in the history and the highest EAT from 2022 in this steel giant.

Looking back at 2023, HPG EAT is 6.8 trillion. The company expects to spend 408 billion dong in the funds. remained profit after fund setup is 6,392 billion. It is likely that this will be the second year in a row that Hoa Phat doesn't pay cash dividend. Instead, HPG will issue nearly 581.5 million bonus shares to raise chartered capital, operating rate is 10%. Expected issuing time is in Q2/2024. If succeed, chartered capital will increase from nearly 58,148 to 63,963 billion.

### **FPT general meeting: a 70-million-chip order expects to bring 10 million USD of revenue, profit is expected to increase by 20% in Q1**

On April 10, FPT held 2024 general meeting in Hanoi. This year, the group set revenue target at 61,850 billion and EBT at 10,875 billion; up by 17.5% and 18.2% YoY. If complete, it will be profit record in the group and it will be the 7<sup>th</sup> growing year in a row. Technology section set growth target at over 20% on both revenue and EBT.

For profit distribution, FPT set 2023 dividend at 20% in cash. The company expects to pay 10% remaining in Q2/2024 after advancing 10% in September 2023. For 2024, dividend target is 20% in cash.

Besides, the group also expects to issue shares to existed shareholders to raise capital, FPT expects to issue over 190 million shares or 15% outstanding shares. Issuing rate is 20:3. Issuing time is after approved by shareholder board but not later than Q3/2024.

In Q1/2024, FPT maintained a growth of 20% on revenue and nearly 20% on profit. Export revenue increased by about 20% in Q1. Japan market alone increased by 40%, America market saw a growth but slower than average.

### **HAH expects to issue nearly 16 million shares**

Hai An Logistics (HOSE: HAH) has issued 2024 general meeting documents with many important contents. Basing on 2023 business results, BoM suggested 2023 dividend payment at 15% in share, expected to take place in 2024. With over 105.5 million outstanding shares, HAH expects to issue over 15.83 million new shares, with no transfer limit. If complete as plan, HAH will raise chartered capital to over 1,213 billion.

In 2024, BoM set port exploiting target at 460,000 TEUs, vessel exploiting is 702,000 TEUs, and Depot is 238,000 TEUs, up by 8%, 60%, and 13% YoY. Therefore, HAH expects total revenue at 3.5 trillion, however, EAT dropped by 11% to 344 billion. Dividend is expected at 10% in cash and 10% in share.

Source: Vietstock, Vietnambiz

**MARKET STATISTICS****Statistics on matching trade****TOP 5 IMPACTING GAINERS**

HOSE			
Ticker	Closing (VND)	Change %	Impact %
BID	53,000	1.92%	0.11%
HPG	29,900	0.84%	0.03%
FPT	114,900	0.97%	0.03%
GVR	31,900	0.79%	0.02%
DGC	119,900	1.70%	0.01%

HNX			
Ticker	Closing (VND)	Change %	Impact %
PVS	42,700	2.89%	0.19%
SHS	20,100	1.52%	0.08%
MBS	29,000	0.69%	0.03%
KSV	28,600	1.42%	0.03%
VGS	27,300	5.41%	0.02%

**TOP 5 IMPACTING DROPPERS**

HOSE			
Ticker	Closing (VND)	Change %	Impact %
VCB	94,000	-0.53%	-0.06%
TCB	45,100	-1.20%	-0.04%
BCM	60,300	-1.63%	-0.02%
MSN	71,800	-0.97%	-0.02%
LPB	18,300	-2.40%	-0.02%

HNX			
Ticker	Closing (VND)	Change %	Impact %
VIF	16,100	-4.17%	-0.08%
SEB	45,100	-9.98%	-0.05%
NVB	10,300	-1.90%	-0.04%
HUT	18,300	-1.08%	-0.03%
PTI	33,200	-3.77%	-0.03%

**TOP 5 IN MATCHING VOLUME**

HOSE			
Ticker	Closing (VND)	Change %	Volume (share)
NVL	17,750	0.00%	32,740,329
VIX	19,150	-0.26%	26,488,990
TCH	17,000	5.92%	22,386,926
DIG	33,000	2.17%	22,058,403
HPG	29,900	0.84%	19,255,412

HNX			
Ticker	Closing (VND)	Change %	Volume (share)
SHS	20,100	1.52%	19,549,798
CEO	22,300	-0.89%	9,879,686
PVS	42,700	2.89%	8,882,913
PVC	16,400	3.80%	3,516,109
MBS	29,000	0.69%	3,012,006

**TOP 5 IN MATCHING VALUE**

HOSE			
Ticker	Closing (VND)	Change %	Value (bil. VND)
DIG	33,000	2.17%	719.6
VHM	44,150	-0.11%	641.9
HPG	29,900	0.84%	576.0
NVL	17,750	0.00%	575.7
TCB	45,100	-1.20%	514.8

HNX			
Ticker	Closing (VND)	Change %	Value (bil. VND)
SHS	20,100	1.52%	388.6
PVS	42,700	2.89%	373.6
CEO	22,300	-0.89%	220.2
MBS	29,000	0.69%	86.1
IDC	57,500	0.00%	67.1

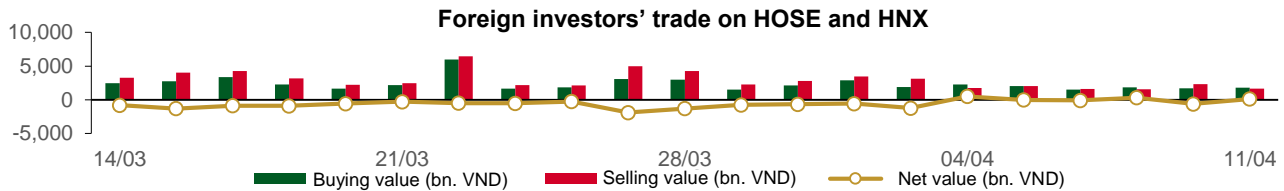
**Statistics on agreement trades****TOP 5 IN AGREEMENT TRADES**

HOSE		
Ticker	Agreement vol. (share)	Agreement value (bil. VND)
TDM	10,216,650	442.38
VPD	5,376,889	158.62
TCB	3,004,000	137.96
MBB	3,535,000	89.97
KDC	1,378,756	89.07

HNX		
Ticker	Agreement vol. (share)	Agreement value (bil. VND)
GKM	1,424,000	46.85
SCG	450,000	29.70
SHS	300,000	5.92
NDN	350,000	3.85
MAC	235,500	3.01

## Statistics on foreign investors' trade

Exchange	Buying vol. (mil. share)	Buying value (bil. VND)	Selling vol. (mil. share)	Selling value (bil. VND)	Net selling/ buying value (mil. share)	Net selling/ buying value (bil. VND)
HOSE	63.70	1,701.82	55.74	1,650.14	7.96	51.68
HNX	3.06	104.34	1.14	26.89	1.91	77.45
<b>Total</b>	<b>66.76</b>	<b>1,806.17</b>	<b>56.88</b>	<b>1,677.04</b>	<b>9.87</b>	<b>129.13</b>



### TOP 5 BOUGHT-IN

HOSE				HNX			
Ticker	Closing (VND)	Buying vol. (share)	Buying value (bil. VND)	Ticker	Closing (VND)	Buying vol. (share)	Buying value (bil. VND)
VPD	27,800	5,379,189	158.68	PVS	42,700	1,647,800	69.32
MWG	52,300	2,733,150	142.54	SHS	20,100	411,200	8.28
HPG	29,900	3,345,909	100.17	IDC	57,500	141,300	8.08
SSI	37,150	2,652,720	98.40	VGS	27,300	227,000	6.14
TCH	17,000	5,909,300	98.16	TIG	12,800	132,400	1.68

### TOP 5 SOLD-OUT

HOSE				HNX			
Ticker	Closing (VND)	Selling vol. (share)	Selling value (bil. VND)	Ticker	Closing (VND)	Selling vol. (share)	Selling value (bil. VND)
VHM	44,150	5,958,761	262.53	PVS	42,700	121,000	5.07
VIC	48,300	2,366,116	114.95	MBS	29,000	156,400	4.45
KDC	62,900	1,412,156	91.15	CEO	22,300	179,500	4.00
MBB	23,750	3,535,000	89.97	TA9	15,600	150,000	2.26
HPG	29,900	2,586,136	77.36	BVS	38,400	54,100	2.07

### TOP 5 NET BUYING

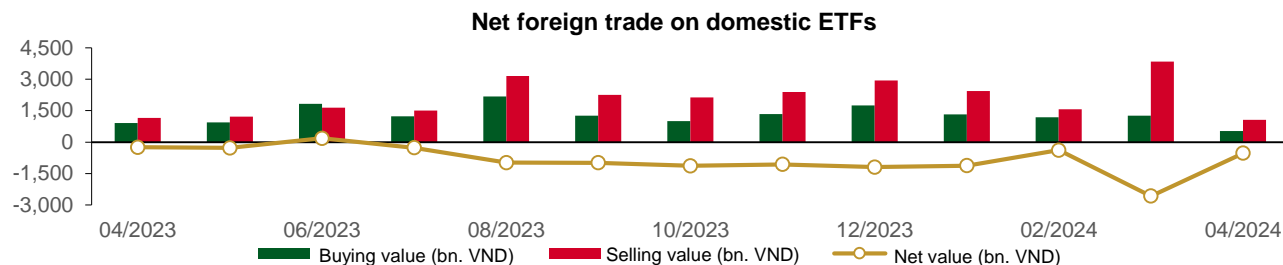
HOSE				HNX			
Ticker	Closing (VND)	Net vol. (share)	Net value (bil VND)	Ticker	Closing (VND)	Net vol. (share)	Net value (bil VND)
VPD	27,800	5,379,189	158.68	PVS	42,700	1,526,800	64.25
TCH	17,000	5,658,100	94.04	IDC	57,500	132,600	7.58
SSI	37,150	2,304,686	85.47	SHS	20,100	345,100	6.96
MWG	52,300	1,432,600	74.81	VGS	27,300	210,500	5.70
SBT	12,350	4,785,400	59.34	TIG	12,800	115,600	1.47

### TOP 5 NET SELLING

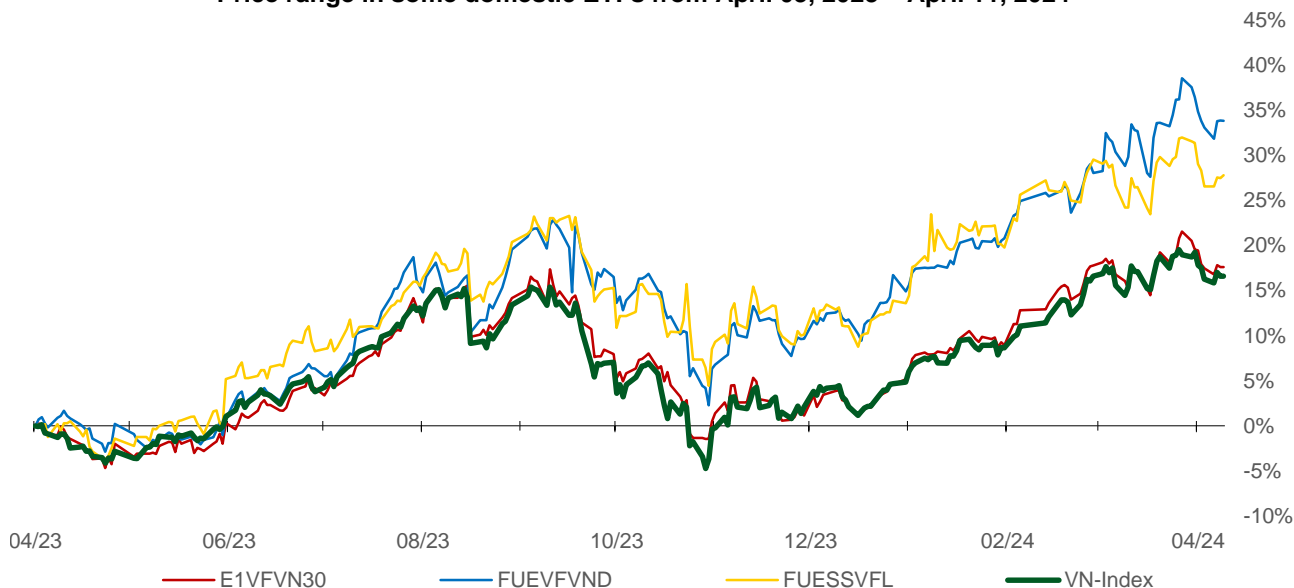
HOSE				HNX			
Ticker	Closing (VND)	Net vol. (share)	Net value (bil VND)	Ticker	Closing (VND)	Net vol. (share)	Net value (bil VND)
VHM	44,150	(5,588,261)	(246.18)	CEO	22,300	(173,600)	(3.87)
KDC	62,900	(1,382,456)	(89.29)	MBS	29,000	(102,600)	(2.90)
VIC	48,300	(1,541,316)	(75.09)	TA9	15,600	(150,000)	(2.26)
VNM	66,600	(790,169)	(52.67)	BVS	38,400	(22,500)	(0.87)
NVL	17,750	(2,844,134)	(50.04)	TNG	21,900	(33,200)	(0.73)

**Statistics on domestic ETF share trade**

PRICE					FOREIGN TRADE			
Ticker	Closing VND	Change (%)	Volume (share)	Value (bil VND)	Ticker	Buying (bil VND)	Selling (bil VND)	Net value (bil VND)
E1VFN30	21,840	0.0%	1,398,163	30.43	E1VFN30	20.72	20.86	(0.13)
FUEMAV30	14,980	-0.1%	500	0.01	FUEMAV30	0.00	0.00	(0.00)
FUESSV30	15,530	-0.1%	20,106	0.31	FUESSV30	0.01	0.25	(0.24)
FUESSV50	18,870	-0.2%	808,800	15.23	FUESSV50	0.00	15.19	(15.19)
FUESSVFL	20,700	0.2%	1,417,410	28.99	FUESSVFL	19.05	9.30	9.75
FUEVFN30	30,310	0.0%	1,466,488	44.42	FUEVFN30	8.22	36.49	(28.27)
FUEVN100	17,090	0.8%	51,689	0.88	FUEVN100	0.00	0.79	(0.79)
FUEIP100	7,220	-4.9%	1,100	0.01	FUEIP100	0.00	0.00	0.00
FUEKIV30	8,300	-0.6%	65,700	0.55	FUEKIV30	0.53	0.54	(0.01)
FUEDCMID	11,800	1.1%	9,200	0.11	FUEDCMID	0.02	0.05	(0.03)
FUEKIVFS	11,900	-0.7%	200	0.00	FUEKIVFS	0.00	0.00	(0.00)
FUEMAVND	12,820	0.5%	1,100	0.01	FUEMAVND	0.00	0.00	0.00
FUEFCV50	12,460	-0.1%	4,100	0.05	FUEFCV50	0.00	0.00	0.00
FUEBFVND	12,510	0.0%	0	0.00	FUEBFVND	0.00	0.00	0.00
<b>Total</b>			<b>5,244,556</b>	<b>121.00</b>	<b>Total</b>	<b>48.56</b>	<b>83.48</b>	<b>(34.92)</b>



**Price range in some domestic ETFs from April 03, 2023 – April 11, 2024**



## Statistics on guaranteed warrant trade

Warrant code (*)	Closing rate (VND)	Change (%)	Matched volume	Day to maturity	Price (VND)	Theoretical buying rate (VND) (**)	Difference from closing rate (VND)	Operating price (VND)	Converting rate n:1	Matured date
CACB2304	1,980	-2.5%	20,570	165	27,150	1,583	(397)	23,000	3.0	23/09/2024
CACB2305	850	-4.5%	84,730	179	27,150	673	(177)	24,000	6.0	07/10/2024
CACB2306	1,900	-1.6%	65,060	98	27,150	1,790	(110)	22,000	3.0	18/07/2024
CACB2307	640	-1.5%	42,470	130	27,150	508	(132)	25,000	6.0	19/08/2024
CACB2401	1,750	10.1%	6,740	67	27,150	1,309	(441)	25,000	2.0	17/06/2024
CFPT2305	4,660	0.0%	70	4	114,900	4,819	159	67,210	9.9	15/04/2024
CFPT2309	4,450	3.0%	180	21	114,900	4,425	(25)	80,060	7.9	02/05/2024
CFPT2310	4,220	2.9%	6,860	112	114,900	3,932	(288)	84,510	7.9	01/08/2024
CFPT2313	2,120	-4.1%	10,830	118	114,900	1,652	(468)	100,000	10.0	07/08/2024
CFPT2314	2,770	-1.1%	20,060	271	114,900	1,907	(863)	100,000	10.0	07/01/2025
CFPT2315	4,120	0.0%	0	11	114,900	4,371	251	80,000	8.0	22/04/2024
CFPT2316	3,420	1.2%	41,210	98	114,900	3,346	(74)	82,000	10.0	18/07/2024
CFPT2317	1,580	-0.6%	27,840	222	114,900	1,168	(412)	101,000	15.0	19/11/2024
CFPT2318	2,510	-3.5%	10,230	91	114,900	2,119	(391)	99,000	8.0	11/07/2024
CHDB2306	1,580	1.9%	11,760	74	24,000	1,370	(210)	19,340	3.5	24/06/2024
CHPG2309	2,110	1.4%	138,500	41	29,900	2,017	(93)	24,000	3.0	22/05/2024
CHPG2315	1,600	-4.8%	20	70	29,900	844	(756)	27,780	4.0	20/06/2024
CHPG2316	1,180	1.7%	15,130	161	29,900	964	(216)	28,890	4.0	19/09/2024
CHPG2319	680	4.6%	12,950	74	29,900	542	(138)	30,110	4.0	24/06/2024
CHPG2321	1,750	0.6%	1,640	4	29,900	1,803	53	24,500	3.0	15/04/2024
CHPG2322	1,590	4.6%	18,310	95	29,900	1,264	(326)	30,000	2.0	15/07/2024
CHPG2326	730	4.3%	123,390	21	29,900	688	(42)	27,500	4.0	02/05/2024
CHPG2328	1,110	1.8%	15,630	21	29,900	1,011	(99)	28,500	2.0	02/05/2024
CHPG2329	1,610	4.6%	20,240	112	29,900	1,621	11	29,000	2.0	01/08/2024
CHPG2331	840	2.4%	99,300	179	29,900	751	(89)	28,000	6.0	07/10/2024
CHPG2332	860	1.2%	35,920	210	29,900	756	(104)	28,500	6.0	07/11/2024
CHPG2333	870	3.6%	14,530	238	29,900	757	(113)	29,000	6.0	05/12/2024
CHPG2334	690	1.5%	102,410	271	29,900	574	(116)	29,500	8.0	07/01/2025
CHPG2336	650	4.8%	8,040	21	29,900	573	(77)	28,110	4.0	02/05/2024
CHPG2337	840	-6.7%	150	83	29,900	628	(212)	29,670	4.0	03/07/2024
CHPG2338	1,190	-0.8%	6,000	175	29,900	868	(322)	30,000	4.0	03/10/2024
CHPG2339	3,560	1.4%	3,300	266	29,900	2,113	(1,447)	30,220	2.0	02/01/2025
CHPG2340	1,790	0.0%	0	11	29,900	1,642	(148)	25,000	3.0	22/04/2024
CHPG2341	1,400	5.3%	12,070	98	29,900	1,284	(116)	30,000	2.0	18/07/2024
CHPG2342	900	0.0%	32,820	222	29,900	738	(162)	24,000	10.0	19/11/2024
CHPG2343	1,060	-7.8%	7,770	62	29,900	1,040	(20)	28,000	3.0	12/06/2024
CHPG2401	630	0.0%	0	67	29,900	560	(70)	31,000	3.0	17/06/2024
CMBB2306	4,140	-2.1%	9,170	41	23,750	4,017	(123)	16,970	1.7	22/05/2024
CMBB2309	1,250	-1.6%	58,560	21	23,750	1,195	(55)	19,000	4.0	02/05/2024
CMBB2311	2,490	-2.0%	2,420	21	23,750	2,390	(100)	19,000	2.0	02/05/2024
CMBB2312	2,520	-4.2%	12,060	112	23,750	2,295	(225)	19,500	2.0	01/08/2024
CMBB2314	1,230	-2.4%	97,640	118	23,750	1,048	(182)	20,000	4.0	07/08/2024
CMBB2315	1,570	-3.1%	9,540	271	23,750	1,217	(353)	20,000	4.0	07/01/2025
CMBB2316	690	-2.8%	30,530	21	23,750	578	(112)	18,000	10.0	02/05/2024
CMBB2317	930	-1.1%	121,270	130	23,750	850	(80)	20,000	5.0	19/08/2024
CMBB2318	1,780	-0.6%	880	161	23,750	1,521	(259)	18,000	4.0	19/09/2024
CMBB2401	2,370	0.0%	0	67	23,750	1,977	(393)	20,000	2.0	17/06/2024
CMSN2302	1,760	-2.8%	11,400	41	71,800	1,205	(555)	66,000	6.0	22/05/2024
CMSN2307	410	17.1%	4,370	74	71,800	145	(265)	83,000	10.0	24/06/2024
CMSN2311	420	-8.7%	157,700	112	71,800	176	(244)	88,500	8.0	01/08/2024
CMSN2313	920	-3.2%	1,920	179	71,800	469	(451)	80,000	10.0	07/10/2024
CMSN2315	140	-58.8%	3,690	21	71,800	23	(117)	82,000	10.0	02/05/2024
CMSN2316	830	-5.7%	115,130	175	71,800	352	(478)	83,980	10.0	03/10/2024
CMSN2317	1,320	-5.0%	33,510	266	71,800	566	(754)	86,870	8.0	02/01/2025



CMWG2305	4,330	7.4%	26,240	41	52,300	4,187	(143)	35,660	4.0	22/05/2024
CMWG2309	360	-32.1%	130,340	21	52,300	283	(77)	54,000	5.0	02/05/2024
CMWG2310	1,050	-10.3%	73,980	112	52,300	795	(255)	54,500	5.0	01/08/2024
CMWG2312	340	-55.8%	19,980	12	52,300	146	(194)	56,000	3.0	23/04/2024
CMWG2313	1,250	5.9%	108,980	118	52,300	1,034	(216)	50,000	6.0	07/08/2024
CMWG2314	1,020	2.0%	260,910	271	52,300	788	(232)	52,000	10.0	07/01/2025
CMWG2315	270	3.9%	3,280	21	52,300	211	(59)	48,890	20.0	02/05/2024
CMWG2316	1,280	4.1%	44,750	132	52,300	1,271	(9)	48,000	6.0	21/08/2024
CMWG2317	580	0.0%	0	11	52,300	494	(86)	50,000	6.0	22/04/2024
CMWG2318	1,950	3.2%	21,570	98	52,300	1,886	(64)	42,000	6.0	18/07/2024
CNVL2305	1,200	-8.4%	12,630	74	17,750	592	(608)	17,000	4.0	24/06/2024
CPDR2305	3,080	3.0%	43,590	74	31,600	2,904	(176)	20,220	4.0	24/06/2024
CPOW2306	90	-62.5%	22,280	74	11,200	2	(88)	16,000	2.0	24/06/2024
CPOW2308	30	-25.0%	14,810	4	11,200	1	(29)	12,000	5.0	15/04/2024
CPOW2309	50	-76.2%	430	34	11,200	1	(49)	14,500	2.0	15/05/2024
CPOW2313	300	-9.1%	41,730	83	11,200	96	(204)	12,890	2.0	03/07/2024
CPOW2314	600	0.0%	79,430	175	11,200	206	(394)	13,110	2.0	03/10/2024
CPOW2315	840	1.2%	45,000	266	11,200	278	(562)	13,460	2.0	02/01/2025
CSHB2302	180	-10.0%	3,890	21	11,100	54	(126)	12,000	2.0	02/05/2024
CSHB2303	490	-5.8%	25,100	82	11,100	171	(319)	12,350	2.0	02/07/2024
CSHB2304	290	-3.3%	3,390	83	11,100	110	(180)	11,670	5.0	03/07/2024
CSHB2305	340	-17.1%	300	175	11,100	125	(215)	12,560	5.0	03/10/2024
CSHB2306	1,140	0.0%	100	266	11,100	415	(725)	12,780	2.0	02/01/2025
CSTB2306	740	-19.6%	12,930	41	28,850	575	(165)	30,000	2.0	22/05/2024
CSTB2312	210	-4.6%	91,820	70	28,850	141	(69)	33,330	5.0	20/06/2024
CSTB2313	380	-2.6%	25,140	161	28,850	237	(143)	35,560	5.0	19/09/2024
CSTB2316	180	-41.9%	340	74	28,850	65	(115)	36,330	5.0	24/06/2024
CSTB2318	190	-45.7%	34,610	34	28,850	116	(74)	32,000	4.0	15/05/2024
CSTB2319	210	-16.0%	19,740	4	28,850	212	2	27,000	9.0	15/04/2024
CSTB2322	200	-47.4%	337,960	21	28,850	177	(23)	30,000	4.0	02/05/2024
CSTB2324	150	-57.1%	70,250	21	28,850	107	(43)	31,000	4.0	02/05/2024
CSTB2325	750	-1.3%	20	112	28,850	422	(328)	31,500	4.0	01/08/2024
CSTB2326	120	-79.7%	3,210	12	28,850	20	(100)	33,000	2.0	23/04/2024
CSTB2327	350	-12.5%	27,240	118	28,850	268	(82)	32,000	6.0	07/08/2024
CSTB2328	500	2.0%	16,130	271	28,850	344	(156)	33,000	8.0	07/01/2025
CSTB2330	70	-75.9%	17,590	21	28,850	18	(52)	34,000	4.0	02/05/2024
CSTB2331	200	-35.5%	36,150	83	28,850	113	(87)	35,000	5.0	03/07/2024
CSTB2332	390	-7.1%	24,060	175	28,850	248	(142)	35,890	5.0	03/10/2024
CSTB2333	1,800	-5.8%	1,010	266	28,850	955	(845)	36,110	2.0	02/01/2025
CSTB2334	1,570	-4.3%	15,570	132	28,850	1,303	(267)	27,000	3.0	21/08/2024
CSTB2335	320	-36.0%	20	11	28,850	67	(253)	31,000	3.0	22/04/2024
CSTB2336	180	-41.9%	28,960	36	28,850	147	(33)	31,000	5.0	17/05/2024
CSTB2337	1,110	-0.9%	370	222	28,850	681	(429)	27,000	7.0	19/11/2024
CSTB2338	750	-16.7%	155,150	62	28,850	648	(102)	29,000	3.0	12/06/2024
CSTB2401	570	1.8%	20	67	28,850	417	(153)	31,000	3.0	17/06/2024
CTCB2302	6,120	-1.0%	40	41	45,100	6,059	(61)	27,000	3.0	22/05/2024
CTCB2306	3,340	-10.5%	8,190	21	45,100	3,287	(53)	32,000	4.0	02/05/2024
CTCB2307	3,300	-2.9%	5,130	112	45,100	2,900	(400)	34,000	4.0	01/08/2024
CTCB2309	4,100	-3.1%	1,710	165	45,100	3,709	(391)	35,000	3.0	23/09/2024
CTCB2310	1,560	-4.9%	63,940	179	45,100	1,405	(155)	35,000	8.0	07/10/2024
CTCB2311	4,570	0.0%	0	11	45,100	4,375	(195)	32,000	3.0	22/04/2024
CTCB2312	4,570	-1.7%	150	91	45,100	4,262	(308)	32,600	3.0	11/07/2024
CTCB2401	6,900	4.4%	50	67	45,100	5,664	(1,236)	34,000	2.0	17/06/2024
CTPB2304	300	-6.3%	860	21	18,350	96	(204)	18,890	4.0	02/05/2024
CTPB2305	430	-4.4%	78,950	83	18,350	203	(227)	19,330	4.0	03/07/2024
CTPB2306	1,420	-1.4%	10,660	175	18,350	589	(831)	19,890	2.0	03/10/2024
CTPB2401	950	0.0%	1,130	67	18,350	512	(438)	18,500	2.0	17/06/2024
CVHM2302	390	-32.8%	2,700	41	44,150	153	(237)	50,000	4.0	22/05/2024
CVHM2307	100	-61.5%	1,980	74	44,150	12	(88)	62,670	8.0	24/06/2024
CVHM2311	320	-33.3%	8,360	112	44,150	81	(239)	60,500	5.0	01/08/2024

CVHM2312	40	-87.9%	44,370	21	44,150	2	(38)	56,000	5.0	02/05/2024
CVHM2313	490	-7.6%	36,440	179	44,150	292	(198)	50,000	10.0	07/10/2024
CVHM2315	60	-75.0%	22,920	21	44,150	18	(42)	50,890	8.0	02/05/2024
CVHM2316	350	0.0%	40,030	83	44,150	144	(206)	51,230	8.0	03/07/2024
CVHM2317	550	-1.8%	77,150	175	44,150	282	(268)	52,350	8.0	03/10/2024
CVHM2318	1,220	-3.2%	19,190	266	44,150	619	(601)	53,460	5.0	02/01/2025
CVHM2319	180	-53.9%	2,160	11	44,150	3	(177)	52,000	5.0	22/04/2024
CVHM2401	1,300	-2.3%	7,880	67	44,150	914	(386)	43,000	4.0	17/06/2024
CVIB2302	2,670	-5.3%	2,540	41	22,900	2,731	61	18,610	1.6	22/05/2024
CVIB2304	1,200	-7.7%	16,880	118	22,900	1,026	(174)	19,440	3.9	07/08/2024
CVIB2305	790	-2.5%	132,540	271	22,900	612	(178)	21,380	5.8	07/01/2025
CVIB2306	3,900	-0.3%	2,530	132	22,900	3,474	(426)	16,520	1.9	21/08/2024
CVIB2307	1,210	-3.2%	9,480	130	22,900	859	(351)	20,410	3.9	19/08/2024
CVIB2401	2,160	-0.9%	650	67	22,900	1,539	(621)	20,410	1.9	17/06/2024
CVIC2306	440	2.3%	1,800	74	48,300	40	(400)	62,220	8.0	24/06/2024
CVIC2308	510	-1.9%	58,350	118	48,300	364	(146)	50,000	10.0	07/08/2024
CVIC2309	590	-1.7%	37,900	179	48,300	393	(197)	52,000	10.0	07/10/2024
CVIC2312	400	-4.8%	22,840	83	48,300	209	(191)	52,350	10.0	03/07/2024
CVIC2313	660	1.5%	129,800	175	48,300	338	(322)	53,460	10.0	03/10/2024
CVIC2314	1,890	-2.1%	860	266	48,300	861	(1,029)	54,570	5.0	02/01/2025
CVNM2306	410	2.5%	11,420	74	66,600	101	(309)	71,710	9.5	24/06/2024
CVNM2308	350	-27.1%	16,350	21	66,600	129	(221)	67,620	7.8	02/05/2024
CVNM2310	320	-5.9%	10,350	118	66,600	45	(275)	78,400	9.8	07/08/2024
CVNM2311	590	-3.3%	114,010	271	66,600	170	(420)	78,400	9.8	07/01/2025
CVNM2313	40	-84.6%	51,070	21	66,600	0	(40)	82,300	9.8	02/05/2024
CVNM2314	550	-1.8%	31,710	175	66,600	37	(513)	85,150	7.8	03/10/2024
CVNM2315	1,860	-7.0%	8,610	266	66,600	144	(1,716)	87,110	3.9	02/01/2025
CVNM2316	650	0.0%	0	11	66,600	317	(333)	63,700	9.8	22/04/2024
CVPB2305	750	-6.3%	3,510	4	19,350	757	7	17,160	2.9	15/04/2024
CVPB2309	60	-71.4%	87,230	21	19,350	25	(35)	21,450	3.8	02/05/2024
CVPB2311	450	-25.0%	6,760	21	19,350	301	(149)	19,540	1.9	02/05/2024
CVPB2312	880	-2.2%	23,410	112	19,350	653	(227)	20,020	1.9	01/08/2024
CVPB2314	230	0.0%	19,540	118	19,350	125	(105)	22,880	3.8	07/08/2024
CVPB2315	320	-3.0%	49,510	271	19,350	191	(129)	23,350	5.7	07/01/2025
CVPB2316	90	0.0%	2,070	21	19,350	7	(83)	22,360	4.8	02/05/2024
CVPB2317	230	-4.2%	46,730	83	19,350	77	(153)	22,880	3.8	03/07/2024
CVPB2318	440	0.0%	18,110	175	19,350	171	(269)	23,420	3.8	03/10/2024
CVPB2319	1,570	-4.9%	3,700	266	19,350	492	(1,078)	23,950	1.9	02/01/2025
CVPB2320	190	-44.1%	10	11	19,350	20	(170)	20,970	2.9	22/04/2024
CVPB2321	480	-4.0%	19,770	130	19,350	341	(139)	18,000	7.0	19/08/2024
CVPB2322	580	-1.7%	1,050	161	19,350	392	(188)	20,000	4.0	19/09/2024
CVRE2303	410	-22.6%	39,910	41	23,900	262	(148)	25,000	3.0	22/05/2024
CVRE2308	300	-11.8%	20	74	23,900	23	(277)	31,330	5.0	24/06/2024
CVRE2312	100	-61.5%	11,940	21	23,900	17	(83)	27,500	4.0	02/05/2024
CVRE2313	340	-2.9%	11,350	112	23,900	119	(221)	29,500	4.0	01/08/2024
CVRE2315	280	-3.5%	35,820	179	23,900	101	(179)	30,000	8.0	07/10/2024
CVRE2317	30	-87.0%	17,040	21	23,900	1	(29)	30,000	4.0	02/05/2024
CVRE2318	200	-16.7%	6,070	83	23,900	42	(158)	31,000	4.0	03/07/2024
CVRE2319	400	0.0%	7,920	175	23,900	133	(267)	31,780	4.0	03/10/2024
CVRE2320	1,370	-5.5%	960	266	23,900	447	(923)	32,330	2.0	02/01/2025
CVRE2321	150	-46.4%	60	11	23,900	0	(150)	29,000	4.0	22/04/2024
CVRE2322	1,100	-8.3%	1,630	98	23,900	626	(474)	24,000	3.0	18/07/2024
CVRE2323	560	-20.0%	2,010	62	23,900	379	(181)	24,800	3.0	12/06/2024

(\*) All are buying stock rights, conducted in European style and payment method is in cash

(\*\*) PHS evaluates in Black-Scholes model

## LIST OF CODES ANALYZED

Ticker	Exchange	Market price	Reasonable price *	Report date	2024F EAT (bil. VND)
<a href="#">BSR</a>	UPCOM	19,554	23,200	08/04/2024	5,111
<a href="#">STK</a>	HOSE	31,000	38,550	04/04/2024	132
<a href="#">KDH</a>	HOSE	36,250	42,200	22/03/2024	1,198
<a href="#">PVT</a>	HOSE	25,400	34,850	20/03/2024	2,344
<a href="#">MSB</a>	HOSE	14,350	20,700	19/03/2024	5,749
<a href="#">POW</a>	HOSE	11,200	14,500	12/03/2024	1,923
<a href="#">IMP</a>	HOSE	67,600	81,100	29/02/2024	355
<a href="#">NT2</a>	HOSE	22,550	32,300	07/02/2024	640
<a href="#">VIB</a>	HOSE	22,900	27,000	07/02/2024	9,843
<a href="#">VHM</a>	HOSE	44,150	63,300	26/01/2024	27,904
<a href="#">MSH</a>	HOSE	43,500	55,900	17/01/2024	318
<a href="#">SIP</a>	HOSE	81,100	83,400	10/01/2024	1,123
<a href="#">KBC</a>	HOSE	33,200	36,000	10/01/2024	1,647
<a href="#">IDC</a>	HNX	57,500	56,000	10/01/2024	2,212
<a href="#">CTG</a>	HOSE	33,700	36,375	10/01/2024	23,247
<a href="#">VCB</a>	HOSE	94,000	87,329	10/01/2024	37,497
<a href="#">BID</a>	HOSE	53,000	55,870	10/01/2024	25,522
<a href="#">TCB</a>	HOSE	45,100	45,148	10/01/2024	22,796
<a href="#">MBB</a>	HOSE	23,750	29,592	10/01/2024	23,926
<a href="#">TPB</a>	HOSE	18,350	24,130	10/01/2024	7,508
<a href="#">OCB</a>	HOSE	14,600	19,164	10/01/2024	4,880
<a href="#">ACB</a>	HOSE	27,150	31,952	10/01/2024	18,261
<a href="#">VPB</a>	HOSE	19,350	25,603	10/01/2024	16,420
<a href="#">STB</a>	HOSE	28,850	34,494	10/01/2024	9,865
<a href="#">LPB</a>	HOSE	18,300	18,389	10/01/2024	4,731
<a href="#">SHB</a>	HOSE	11,100	16,146	10/01/2024	10,044
<a href="#">MWG</a>	HOSE	52,300	61,600	10/01/2024	2,325
<a href="#">FRT</a>	HOSE	145,200	119,200	10/01/2024	305
<a href="#">DGW</a>	HOSE	62,800	55,300	10/01/2024	665
<a href="#">PNJ</a>	HOSE	100,000	101,000	10/01/2024	2,357
<a href="#">VNM</a>	HOSE	66,600	77,500	10/01/2024	10,402
<a href="#">SAB</a>	HOSE	55,400	83,600	10/01/2024	5,162
<a href="#">HPG</a>	HOSE	29,900	31,200	10/01/2024	15,721
<a href="#">VHC</a>	HOSE	73,500	87,700	10/01/2024	1,218
<a href="#">FMC</a>	HOSE	49,900	59,400	10/01/2024	318
<a href="#">ANV</a>	HOSE	31,750	39,100	10/01/2024	261
<a href="#">TCM</a>	HOSE	43,450	54,700	10/01/2024	221
<a href="#">GEG</a>	HOSE	13,500	18,000	10/01/2024	227
<a href="#">GAS</a>	HOSE	78,800	87,300	10/01/2024	12,352
<a href="#">PLX</a>	HOSE	36,300	42,300	10/01/2024	4,395
<a href="#">PVD</a>	HOSE	31,950	29,100	10/01/2024	816
<a href="#">PVS</a>	HNX	42,700	40,300	10/01/2024	1,136
<a href="#">NLG</a>	HOSE	42,300	40,600	10/01/2024	631
<a href="#">VRE</a>	HOSE	23,900	37,700	10/01/2024	4,252

Source: PHS

\*Reasonable price hasn't been adjusted with operated rights after reporting date

### **Analyst Certification**

The report is made by Pham Quang Chuong, analyst – Phu Hung Securities Joint Stock Company. Each research analyst(s), strategist(s) or research associate(s) responsible for the preparation and content of all or any identified portion of this research report hereby certifies that, with respect to each issuer or security or any identified portion of the report with respect to each issuer or security that the research analyst, strategist or research associate covers in this research report, all of the views expressed by that research analyst, strategist or research associate in this research report accurately reflect their personal views about those issuer(s) or securities. Each research analyst(s), strategist(s) or research associate(s) also certify that no part of their compensation was, is, or will be, directly or indirectly, related to the specific recommendation(s) or view(s) expressed by that research analyst, strategist or research associate in this research report.

### **Ratings Definition**

Buy = higher than domestic market by over 10%  
Hold = similar to domestic market at the rate of +10% ~ -10%  
Sell = lower than domestic market by below 10%  
No rating = the code is not rated in Phu Hung or not yet listed  
The performance is determined by total recollection in 12 months (including dividend).

### **Analyst Certification**

This information has been compiled from sources we believe to be reliable, but we do not hold ourselves responsible for its completeness or accuracy. It is not an offer to sell or solicitation of an offer to buy any securities. Phu Hung Securities and its affiliates and their officers and employees may or may not have a position in or with respect to the securities mentioned herein. Phu Hung Securities (or one of its affiliates) may from time to time perform investment banking or other services or solicit investment banking or other business for any company mentioned in this report. All opinions and estimates included in this report constitute our judgment as of this date and are subject to change without notice.

#### **© Phu Hung Securities Corporation**

F21, Phu My Hung Tower, 08 Hoang Van Thai, Tan Phu Ward, District 7, HCMC  
Phone: (84-28) 5 413 5479 Fax: (84-28) 5 413 5472  
Customer Service: 1900 25 23 58 Call Center: (84-28) 5 413 5488  
E-mail: [info@phs.vn](mailto:info@phs.vn) / [support@phs.vn](mailto:support@phs.vn) Web: [www.phs.vn](http://www.phs.vn)

#### **Phu My Hung Trading office**

Ground Floor, CR2-08, 107 Ton  
Dat Tien, Tan Phu Ward, District 7,  
Ho Chi Minh City  
Tel: (84-28) 5 413 5478  
Fax: (84-28) 5 413 5473

#### **District 3 Branch**

4th & 5th Floor, 458 Nguyen  
Thi Minh Khai, Ward 2,  
District 3, Ho Chi Minh City  
Tel: (84-28) 3 820 8068  
Fax: (84-28) 3 820 8206

#### **Thanh Xuan Branch**

5th Floor, UDIC Complex Building, N04  
Hoang Dao Thuy, Trung Hoa Ward, Cau  
Giay District, Ha Noi  
Tel: (84-24) 6 250 9999  
Fax: (84-24) 6 250 6666

#### **Tan Binh Branch**

Park Legend Building, 251 Hoang  
Van Thu Street, Ward 2, Tan Binh  
District, Ho Chi Minh City  
Tel: (84-28) 3 813 2401  
Fax: (84-28) 3 813 2415

#### **Hanoi Branch**

5th Floor, Vinafor Building,  
No.127 Lo Duc, Dong Mac  
Ward, Hai Ba Trung District,  
Ha Noi  
Tel: (84-24) 3 933 4566  
Fax: (84-24) 3 933 4820

#### **Hai Phong Branch**

2nd Floor, Building No.18 Tran Hung  
Dao, Hoang Van Thu Ward, Hong Bang  
District, Hai Phong  
Tel: (84-225) 384 1810  
Fax: (84-225) 384 1801

#### **District 1 Branch**

Room 1003A, 10th Floor, No. 81-  
83-83B-85 Ham Nghi Street,  
Nguyen Thai Binh Ward, District 1,  
Ho Chi Minh City  
Tel: ((84-28) 3 535 6060  
Fax: (84-28) 3 535 2912