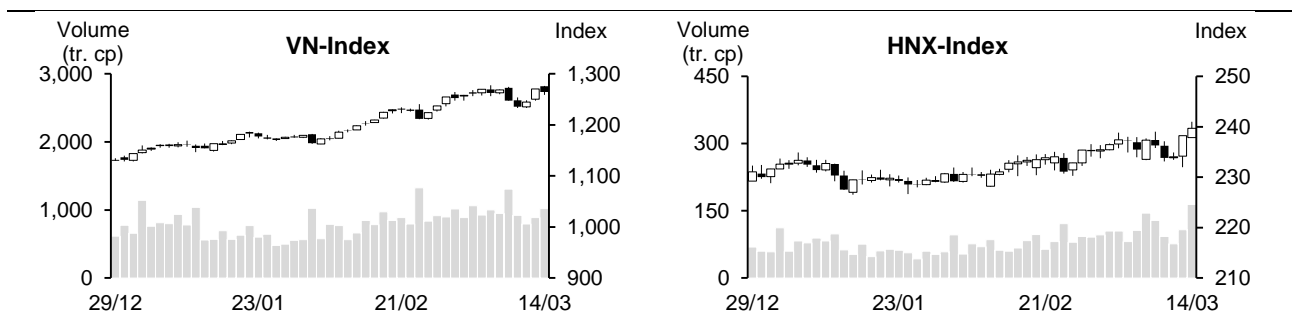


| 14/03/2024                          | HOSE            |               | VN30          |               | HNX           |               |
|-------------------------------------|-----------------|---------------|---------------|---------------|---------------|---------------|
|                                     | Value           | Change %      | Value         | Change %      | Value         | Change %      |
| Closing rate                        | 1,264.26        | -0.49%        | 1,260.32      | -0.94%        | 239.68        | 0.62%         |
| <b>Total volume (mil. shares)</b>   | <b>1,057.61</b> | <b>7.64%</b>  | <b>272.47</b> | <b>2.77%</b>  | <b>168.72</b> | <b>52.93%</b> |
| <b>Matched volume (mil. shares)</b> | <b>1,021.71</b> | <b>14.72%</b> | <b>258.85</b> | <b>13.33%</b> | <b>163.78</b> | <b>51.92%</b> |
| 20-session average (mil. shares)    | 952.31          | 7.29%         | 288.93        | -10.41%       | 99.26         | 64.99%        |
| <b>Total value (bil dong)</b>       | <b>27,977</b>   | <b>6.36%</b>  | <b>9,929</b>  | <b>2.23%</b>  | <b>3,570</b>  | <b>57.17%</b> |
| <b>Matched value (bil dong)</b>     | <b>26,806</b>   | <b>13.61%</b> | <b>9,245</b>  | <b>12.61%</b> | <b>3,463</b>  | <b>57.19%</b> |
| 20-session average (bil dong)       | 22,727          | 17.95%        | 9,292         | -0.51%        | 1,939         | 78.57%        |
|                                     | Weight %        |               | Weight %      |               | Weight %      |               |
| <b>Number of gainers</b>            | 193             | 35%           | 4             | 13%           | 100           | 41%           |
| <b>Number of droppers</b>           | 292             | 53%           | 22            | 73%           | 82            | 33%           |
| <b>Stand still codes</b>            | 69              | 12%           | 4             | 13%           | 64            | 26%           |



### REMARKABLE POINTS ON THE MARKET

Failed in pulling up, the market dropped right before foreign ETFs' review. Main indexes were positive in the morning with green spreading widely. However, after lunchbreak, selling pressure increased on blue-chips so VN-Index was in red. In which, main pressure came from banking, food and beverage, steel, and retail. The market also leaned completely on droppers. However, there were still many groups that gained consistently until the end, especially oil, industrial park, transportation, textile, and seaport. The liquidity improved today to above average. Foreign investors caused attention as they raised net selling pressure today.

### TECHNICAL POINT OF VIEW

In technical term, VN-Index dropped again. The volume increased to above 10 and 20-session average, showing stronger selling pressure. Not just that, the index dropped again when approaching old peak resistant of 1,275 points, and MACD dropped to below Signal, maintaining selling sign, showing that there is still risk of creating short-term two-peak. However, the index closed above MA20 and 50 that increased, and ADX was above 41 with +DI widening the gap above -DI, showing that the main trend is still recovering. Therefore, two-peak sign is only confirmed if the index cannot close above 1,233 points (recent small bottom). For HNX, HNX-Index was more positive. It saw another gain and stayed above MA5, and the volume increased strongly to above 10-session average, showing that recovering trend is still there and the index might surpass old peak resistant of 240 points to challenge sentimental level of 250 points. In general, the market is seeing selling pressure after the drop on March 14. Therefore, investors should consider cautiously on new buys.

**Recommending code:** Hold PVT – Take profit AAA

(Details in page 2)

## RECOMMENDING CODES AS PER TECHNICAL SIGNS

## Codes of the day

| No | Ticker | Recommend   | Recommended date | Current Price | Operation Price | Current profit/loss | Target Price | Expected profit | Cut loss price | Expected Loss | Note                         |
|----|--------|-------------|------------------|---------------|-----------------|---------------------|--------------|-----------------|----------------|---------------|------------------------------|
| 1  | PVT    | Hold        | 15/03/24         | 28.85         | 26.75           | 7.9%                | 30.1         | 12.5%           | 25.7           | -3.9%         | Gaining trend got stronger   |
| 2  | AAA    | Take profit | 15/03/24         | 10.75         | 10.50           | 2.4%                | 11.0         | 4.8%            | 10.0           | -4.8%         | Technical recovery might end |

## List of recommended codes

| No | Ticker | Recommend | Recommended date | Current Price | 04/11/22 | Current profit/loss | Target Price | Expected profit | Cut loss price | Expected Loss | Note |
|----|--------|-----------|------------------|---------------|----------|---------------------|--------------|-----------------|----------------|---------------|------|
| 1  | VNM    | Buy       | 03/01/24         | 70.5          | 68.3     | 3.2%                | 75           | 9.8%            | 66.5           | -2.6%         |      |
| 2  | OIL    | Buy       | 08/01/24         | 10.1          | 10.2     | -1.2%               | 11.6         | 13.7%           | 9.6            | -6%           |      |
| 3  | DHG    | Buy       | 23/01/24         | 112           | 106.1    | 5.6%                | 122          | 15.0%           | 100            | -6%           |      |
| 4  | PVT    | Hold      | 15/03/24         | 28.85         | 26.75    | 7.9%                | 30.1         | 12.5%           | 25.7           | -4%           |      |
| 5  | HPG    | Hold      | 06/03/24         | 30.35         | 28.35    | 7.1%                | 33.4         | 17.8%           | 27             | -5%           |      |
| 6  | GAS    | Hold      | 07/02/24         | 81.00         | 75.7     | 7.0%                | 86           | 14%             | 74.2           | -2%           |      |
| 7  | RAL    | Hold      | 01/03/24         | 128           | 118.7    | 7.8%                | 133          | 12%             | 112            | -6%           |      |
| 8  | BVH    | Buy       | 29/02/24         | 43.65         | 42.45    | 2.8%                | 47.5         | 12%             | 40.5           | -5%           |      |
| 9  | VGC    | Buy       | 01/03/24         | 59.2          | 55.4     | 6.9%                | 65.5         | 18%             | 52.1           | -6%           |      |
| 10 | NT2    | Buy       | 05/03/24         | 25.15         | 25.4     | -1.0%               | 27.6         | 9%              | 24.5           | -4%           |      |
| 11 | SKG    | Buy       | 06/03/24         | 15.1          | 15.2     | -0.7%               | 16.5         | 9%              | 14.5           | -5%           |      |
| 12 | DPM    | Buy       | 08/03/24         | 36.4          | 35.4     | 2.8%                | 40.3         | 14%             | 33.6           | -5%           |      |
| 13 | VCB    | Buy       | 14/03/24         | 95            | 96       | -1.0%               | 115.4        | 20%             | 92.6           | -4%           |      |
| 14 | IJC    | Buy       | 14/03/24         | 16.55         | 15.5     | 6.8%                | 18           | 16%             | 14.6           | -6%           |      |

**DAILY NEWS****Domestic news****Deposit in banks created record, reaching 14,000 trillion**

On March 14, Prime Minister Pham Minh Chinh and Vice Prime Minister Le Minh Khai held a meeting for operating 2024 monetary management mission, focusing on dealing with business, pushing on the growth and macroeconomic.

According to the meeting, credit growth in the first 2 months 2024 was lower than 2023 while deposit was high at 14,000 trillion. So, deposit in banks created a new record.

**Construction steel dropped after over 4 months increasing**

After many months of growing, domestic construction steel dropped by 200,000 dong/ton in many companies from March 11. Steel price is now 14 million dong/ton, similar to that in July 2023.

In Hoa Phat, CB240 price in North and South regions dropped to 14.14 million dong/ton – same with that in beginning of the year. D10 CB300 stayed at 14.53 million dong/ton.

For Vietnam – Italy steel, CB240 price also dropped to 14.14 million dong/ton, D10 CB300 stayed at 14.64 million/ton. Vietnam – German steel also dropped to 14.04 million dong/ton for CB240.

**The system internal bad debt rate is 4.55% and credit/GDP is about 133%**

On March 14, 2024, SBV has reported at the meeting held by Prime Minister.

According to SBV, as of February 29, 2024, the economic credit dropped by 0.72% from the end of 2023. However, the drop in February has slowed down (-0.05%) from January (-0.6%). Credit dropped in most sections, except for real estate and securities. Credit in real estate is about 2,890 trillion, 0.23% higher than the end of 2023, accounting 21.46% total economic debt balance, bad debt rate is 2.73%. credit on securities is nearly 111.3 trillion, accounting 0.83% total debt balance, 2.56% higher than the end of 2023.

SBV stated that some banks are cautious on providing credit since bad debt increased. The system bad debt as of the end of 2023 is 4.55%, higher than 2.03% at the end of 2022. Along with it, mobilization via stock, bond, and FDI saw low growth, the problems on company bond market and real estate weren't completely resolved, so capital used on growing still focused on bank credit, Credit/GDP increased strongly (at the end of 2023 is about 133%), higher than that of about 125% at the end of 2022, seeing potential risk on monetary system.

Source: Cafef, Fireant

## Listing Company News

### **FPT set 2024 profit target at above 10 trillion, paying dividend right after general meeting**

On April 10, FPT expects to hold 2024 general meeting in Hanoi. The company released meeting documents. In 2024, FPT set revenue target at 61,850 billion (~1.5 billion USD) and EBT is 10,875 billion, both up by about 18% from 2023 results.

For revenue structure, Technology section expects to bring the most of 31,449 billion, up by over 21%, accounting nearly 51% total revenue. Telecommunication and Education, and other investment revenue growth target is 11% to 17.6 trillion and 14% to 6.1 trillion.

2023 revenue is 52,618 billion and EBT is 9,203 billion, up by 19.6% and 20.1% YoY. This is the 6<sup>th</sup> year in a row seeing positive growth results.

With such result, FPT BoM submitted to pay 2023 cash dividend at the rate of 20% (advanced 10% in 2023, the rest is expected to be paid in Q2/2024 if approved).

At the same time, FPT wants to issue shares to raise chartered from equity source at the rate of 15%. FPT expects to issue over 190 million new shares, chartered capital surpassed 14.6 trillion. Operating time is after general meeting approves and no later than Q3/2024.

Along with it, FPT set technology revenue target at billion-USD, deep participating in semi-conducting chip.

### **ACB set profit target at 22 trillion in 2024, expecting to pay 10% cash dividend**

Asia Bank (ACB) has released 2024 general meeting documents.

For business targets, the bank set 2024 EBT target at 22 trillion, up by 10% YoY. Total asset growth is 12% to 805,050 billion. Customers' deposit and currency paper growth is 11% to 593,779 billion. Customer loan balance increased by 14% to 555,866 billion. Bad debt rate is controlled at below 2%.

For profit distribution, ACB expects to pay 10% cash dividend and 15% share dividend this year. Chartered capital in ACB is 38,840 billion. After paying 15% share dividend, chartered capital is expected to increase by over 5.8 trillion to 44,666 trillion. ACB expects that time for completing chartered capital raising is in Q3/2024.

### **Haxaco set profit target at 4 times higher**

Hang Xanh Car Service (Haxaco, HAX) will hold 2024 general meeting on March 23. According to meeting documents, Haxaco set combined EBT target at 200 billion, 4.2 times higher than last year low level (48 billion).

For 2024 operating direction, Haxaco will continue expanding business, adding products. Especially, the company will expand car distribution under MG brand and participate in electric car with Mercedes-Benz and VinFast.

For profit distribution, Haxaco expects to submit to pay cash dividend and bonus share to existed shareholders with total rate of 18%. In detail, the company will pay 3% cash dividend (300 dong/share). Besides, the company pays bonus shares to existed shareholders at the rate of 15%. The source is remaining non-distributed EAT and equity surplus. Total issuance is expected at 14 million shares in Q2/2024 and Q3/2024, raising chartered capital to 1,074 billion.

Source: Cafef

**MARKET STATISTICS****Statistics on matching trade****TOP 5 IMPACTING GAINERS**

| HOSE   |                  |             |             |
|--------|------------------|-------------|-------------|
| Ticker | Closing<br>(VND) | Change<br>% | Impact<br>% |
| GAS    | 81,000           | 2.53%       | 0.09%       |
| VIC    | 45,950           | 2.11%       | 0.07%       |
| GVR    | 32,800           | 1.55%       | 0.04%       |
| PVD    | 32,900           | 4.94%       | 0.02%       |
| KBC    | 33,950           | 3.19%       | 0.02%       |

| HNX    |                  |             |             |
|--------|------------------|-------------|-------------|
| Ticker | Closing<br>(VND) | Change<br>% | Impact<br>% |
| SHS    | 19,100           | 3.24%       | 0.16%       |
| PVS    | 37,900           | 2.71%       | 0.15%       |
| VCS    | 71,900           | 3.45%       | 0.12%       |
| MBS    | 29,800           | 1.36%       | 0.06%       |
| TIG    | 13,600           | 4.62%       | 0.04%       |

**TOP 5 IMPACTING DROPPERS**

| HOSE   |                  |             |             |
|--------|------------------|-------------|-------------|
| Ticker | Closing<br>(VND) | Change<br>% | Impact<br>% |
| VCB    | 95,000           | -1.04%      | -0.11%      |
| BID    | 51,700           | -1.71%      | -0.10%      |
| CTG    | 34,450           | -1.99%      | -0.07%      |
| MSN    | 78,900           | -2.47%      | -0.06%      |
| HPG    | 30,350           | -1.46%      | -0.05%      |

| HNX    |                  |             |             |
|--------|------------------|-------------|-------------|
| Ticker | Closing<br>(VND) | Change<br>% | Impact<br>% |
| DTK    | 10,700           | -2.73%      | -0.07%      |
| HUT    | 18,600           | -1.06%      | -0.03%      |
| DNP    | 20,500           | -3.76%      | -0.03%      |
| CDN    | 27,800           | -2.80%      | -0.03%      |
| IPA    | 17,100           | -1.72%      | -0.02%      |

**TOP 5 IN MATCHING VOLUME**

| HOSE   |                  |             |                   |
|--------|------------------|-------------|-------------------|
| Ticker | Closing<br>(VND) | Change<br>% | Volume<br>(share) |
| VIX    | 20,800           | 3.48%       | 46,846,498        |
| VND    | 23,300           | -1.06%      | 40,179,674        |
| SSI    | 37,850           | -0.26%      | 39,376,627        |
| DIG    | 27,500           | 1.85%       | 35,289,924        |
| HPG    | 30,350           | -1.46%      | 30,792,542        |

| HNX    |                  |             |                   |
|--------|------------------|-------------|-------------------|
| Ticker | Closing<br>(VND) | Change<br>% | Volume<br>(share) |
| SHS    | 19,100           | 3.24%       | 63,372,543        |
| PVS    | 37,900           | 2.71%       | 18,212,087        |
| CEO    | 22,000           | 1.38%       | 13,709,078        |
| MBS    | 29,800           | 1.36%       | 6,503,159         |
| TIG    | 13,600           | 4.62%       | 4,274,411         |

**TOP 5 IN MATCHING VALUE**

| HOSE   |                  |             |                     |
|--------|------------------|-------------|---------------------|
| Ticker | Closing<br>(VND) | Change<br>% | Value<br>(bil. VND) |
| SSI    | 37,850           | -0.26%      | 1,507.3             |
| VIX    | 20,800           | 3.48%       | 971.7               |
| DIG    | 27,500           | 1.85%       | 967.9               |
| VND    | 23,300           | -1.06%      | 951.0               |
| HPG    | 30,350           | -1.46%      | 941.5               |

| HNX    |                  |             |                     |
|--------|------------------|-------------|---------------------|
| Ticker | Closing<br>(VND) | Change<br>% | Value<br>(bil. VND) |
| SHS    | 19,100           | 3.24%       | 1,200.1             |
| PVS    | 37,900           | 2.71%       | 691.9               |
| CEO    | 22,000           | 1.38%       | 300.8               |
| IDC    | 60,300           | 0.50%       | 204.8               |
| MBS    | 29,800           | 1.36%       | 193.2               |

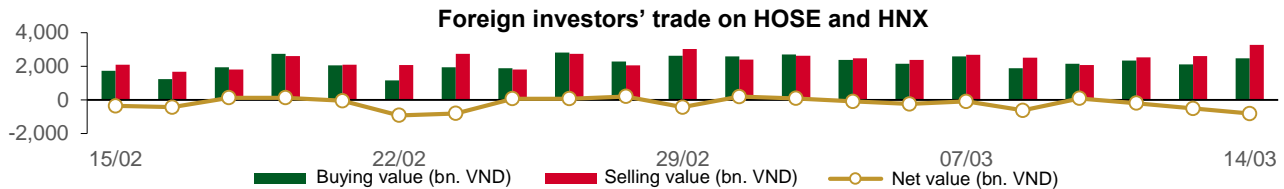
**Statistics on agreement trades****TOP 5 IN AGREEMENT TRADES**

| HOSE   |                           |                               |
|--------|---------------------------|-------------------------------|
| Ticker | Agreement vol.<br>(share) | Agreement value<br>(bil. VND) |
| FPT    | 2,752,401                 | 344.33                        |
| EIB    | 4,800,000                 | 87.12                         |
| MBB    | 2,367,400                 | 60.19                         |
| HDB    | 2,531,820                 | 58.48                         |
| PNJ    | 540,000                   | 58.26                         |

| HNX    |                           |                               |
|--------|---------------------------|-------------------------------|
| Ticker | Agreement vol.<br>(share) | Agreement value<br>(bil. VND) |
| DNP    | 2,009,200                 | 41.39                         |
| GKM    | 913,000                   | 30.57                         |
| ATS    | 1,343,760                 | 12.30                         |
| VNC    | 285,130                   | 11.23                         |
| PVS    | 180,000                   | 6.06                          |

## Statistics on foreign investors' trade

| Exchange     | Buying vol. (mil. share) | Buying value (bil. VND) | Selling vol. (mil. share) | Selling value (bil. VND) | Net selling/ buying value (mil. share) | Net selling/ buying value (bil. VND) |
|--------------|--------------------------|-------------------------|---------------------------|--------------------------|--|--------------------------------------|
| HOSE         | 63.05                    | 2,326.55                | 88.33                     | 3,237.90                 | (25.28)                                | (911.36)                             |
| HNX          | 5.80                     | 141.81                  | 1.63                      | 38.56                    | 4.17                                   | 103.25                               |
| <b>Total</b> | <b>68.85</b>             | <b>2,468.36</b>         | <b>89.96</b>              | <b>3,276.46</b>          | <b>(21.11)</b>                         | <b>(808.10)</b>                      |



### TOP 5 BOUGHT-IN

| HOSE   |               |                     |                         | HNX    |               |                     |                         |
|--------|---------------|---------------------|-------------------------|--------|---------------|---------------------|-------------------------|
| Ticker | Closing (VND) | Buying vol. (share) | Buying value (bil. VND) | Ticker | Closing (VND) | Buying vol. (share) | Buying value (bil. VND) |
| FPT    | 117,000       | 2,557,800           | 319.95                  | SHS    | 19,100        | 3,125,200           | 59.41                   |
| SSI    | 37,850        | 5,230,200           | 200.59                  | PVS    | 37,900        | 1,435,600           | 54.55                   |
| DGC    | 128,200       | 749,600             | 96.54                   | IDC    | 60,300        | 100,100             | 6.12                    |
| PVD    | 32,900        | 2,788,700           | 92.01                   | TIG    | 13,600        | 387,900             | 5.23                    |
| HPG    | 30,350        | 2,842,691           | 86.87                   | DTD    | 31,200        | 121,200             | 3.76                    |

### TOP 5 SOLD-OUT

| HOSE   |               |                      |                          | HNX    |               |                      |                          |
|--------|---------------|----------------------|--------------------------|--------|---------------|----------------------|--------------------------|
| Ticker | Closing (VND) | Selling vol. (share) | Selling value (bil. VND) | Ticker | Closing (VND) | Selling vol. (share) | Selling value (bil. VND) |
| FPT    | 117,000       | 2,558,808            | 320.06                   | IDC    | 60,300        | 161,115              | 9.83                     |
| VHM    | 42,900        | 5,380,842            | 233.32                   | SHS    | 19,100        | 370,000              | 6.96                     |
| VNM    | 70,500        | 2,253,254            | 159.12                   | BVS    | 33,200        | 100,200              | 3.39                     |
| HPG    | 30,350        | 4,926,356            | 150.64                   | VGS    | 26,400        | 116,300              | 3.12                     |
| DGC    | 128,200       | 1,126,700            | 145.14                   | TNG    | 22,700        | 103,800              | 2.39                     |

### TOP 5 NET BUYING

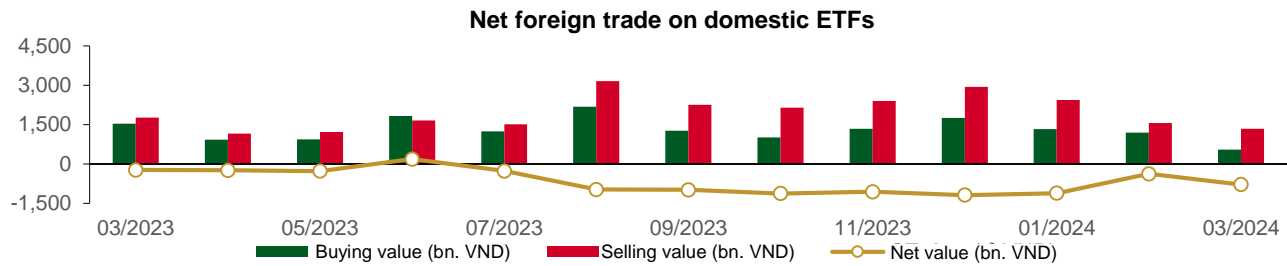
| HOSE   |               |                  |                     | HNX    |               |                  |                     |
|--------|---------------|------------------|---------------------|--------|---------------|------------------|---------------------|
| Ticker | Closing (VND) | Net vol. (share) | Net value (bil VND) | Ticker | Closing (VND) | Net vol. (share) | Net value (bil VND) |
| SSI    | 37,850        | 3,392,450        | 130.16              | PVS    | 37,900        | 1,433,300        | 54.47               |
| PVD    | 32,900        | 2,149,300        | 71.09               | SHS    | 19,100        | 2,755,200        | 52.45               |
| KDH    | 37,500        | 1,340,100        | 50.33               | TIG    | 13,600        | 354,600          | 4.77                |
| VIX    | 20,800        | 2,368,073        | 49.15               | DTD    | 31,200        | 115,250          | 3.57                |
| PVT    | 28,850        | 1,423,033        | 40.58               | VCS    | 71,900        | 17,200           | 1.23                |

### TOP 5 NET SELLING

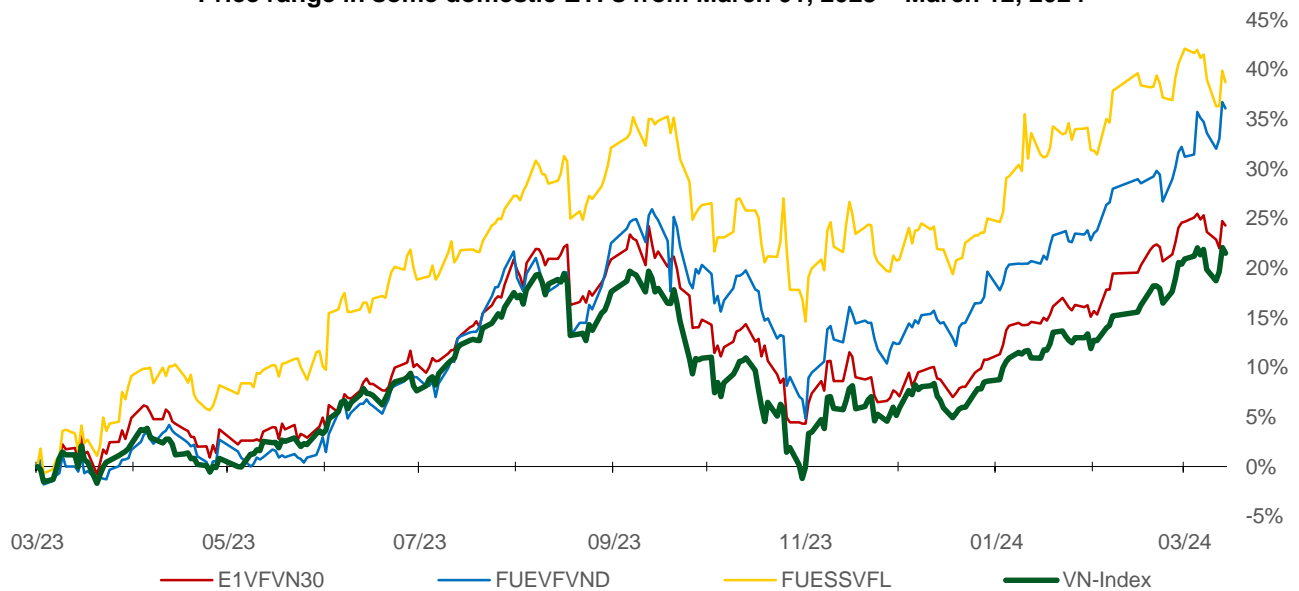
| HOSE   |               |                  |                     | HNX    |               |                  |                     |
|--------|---------------|------------------|---------------------|--------|---------------|------------------|---------------------|
| Ticker | Closing (VND) | Net vol. (share) | Net value (bil VND) | Ticker | Closing (VND) | Net vol. (share) | Net value (bil VND) |
| VHM    | 42,900        | (3,821,572)      | (165.70)            | IDC    | 60,300        | (61,015)         | (3.71)              |
| VNM    | 70,500        | (1,999,279)      | (141.21)            | BVS    | 33,200        | (86,900)         | (2.94)              |
| FRT    | 154,000       | (671,970)        | (104.34)            | LAS    | 21,500        | (101,200)        | (2.19)              |
| SBT    | 12,350        | (6,495,880)      | (80.17)             | CEO    | 22,000        | (85,700)         | (1.87)              |
| HPG    | 30,350        | (2,083,665)      | (63.77)             | VFS    | 20,900        | (88,700)         | (1.84)              |

## Statistics on domestic ETF share trade

| PRICE        |         |        |                |              | FOREIGN TRADE |              |             |             |
|--------------|---------|--------|----------------|--------------|---------------|--------------|-------------|-------------|
| Ticker       | Closing | Change | Volume         | Value        | Ticker        | Buying       | Selling     | Net value   |
|              | VND     | (%)    | (share)        | (bil VND)    |               |              |             |             |
| E1VFN30      | 21,800  | -0.4%  | 176,888        | 3.87         | E1VFN30       | 1.09         | 0.59        | 0.49        |
| FUEMAV30     | 14,900  | -0.7%  | 8,800          | 0.13         | FUEMAV30      | 0.13         | 0.00        | 0.13        |
| FUESSV30     | 15,550  | -0.3%  | 28,320         | 0.44         | FUESSV30      | 0.24         | 0.17        | 0.07        |
| FUESSV50     | 17,900  | 0.3%   | 6,000          | 0.11         | FUESSV50      | 0.00         | 0.00        | 0.00        |
| FUESSVFL     | 20,480  | -0.8%  | 166,645        | 3.43         | FUESSVFL      | 1.50         | 0.31        | 1.19        |
| FUEVFN30     | 30,080  | -0.5%  | 477,972        | 14.38        | FUEVFN30      | 8.92         | 3.33        | 5.59        |
| FUEVN100     | 16,950  | -0.8%  | 82,520         | 1.40         | FUEVN100      | 0.73         | 0.31        | 0.42        |
| FUEIP100     | 7,890   | -0.1%  | 100            | 0.00         | FUEIP100      | 0.00         | 0.00        | 0.00        |
| FUEKIV30     | 8,360   | 0.1%   | 18,900         | 0.16         | FUEKIV30      | 0.16         | 0.16        | 0.00        |
| FUEDCMID     | 11,800  | -0.3%  | 18,300         | 0.22         | FUEDCMID      | 0.13         | 0.20        | (0.07)      |
| FUEKIVFS     | 11,850  | -0.3%  | 3,100          | 0.04         | FUEKIVFS      | 0.04         | 0.00        | 0.04        |
| FUEMAVND     | 12,600  | -0.8%  | 100            | 0.00         | FUEMAVND      | 0.00         | 0.00        | 0.00        |
| FUEFCV50     | 11,980  | -0.7%  | 3,600          | 0.04         | FUEFCV50      | 0.00         | 0.00        | 0.00        |
| FUEBFVND     | 12,510  | 0.0%   | 0              | 0.00         | FUEBFVND      | 0.00         | 0.00        | 0.00        |
| <b>Total</b> |         |        | <b>991,245</b> | <b>24.22</b> | <b>Total</b>  | <b>12.94</b> | <b>5.06</b> | <b>7.87</b> |



### Price range in some domestic ETFs from March 01, 2023 – March 12, 2024



## Statistics on guaranteed warrant trade

| Warrant code (*) | Closing rate (VND) | Change (%) | Matched volume | Day to maturity | Price (VND) | Theoretical buying rate (VND) (**) | Difference from closing rate (VND) | Operating price (VND) | Converting rate n:1 | Matured date |
|------------------|--------------------|------------|----------------|-----------------|-------------|------------------------------------|------------------------------------|-----------------------|---------------------|--------------|
| CACB2304         | 2,140              | 0.0%       | 70             | 193             | 27,250      | 1,646                              | (494)                              | 23,000                | 3.0                 | 23/09/2024   |
| CACB2305         | 950                | -4.0%      | 27,080         | 207             | 27,250      | 706                                | (244)                              | 24,000                | 6.0                 | 07/10/2024   |
| CACB2306         | 2,090              | -4.6%      | 33,520         | 126             | 27,250      | 1,847                              | (243)                              | 22,000                | 3.0                 | 18/07/2024   |
| CACB2307         | 720                | -7.7%      | 14,170         | 158             | 27,250      | 546                                | (174)                              | 25,000                | 6.0                 | 19/08/2024   |
| CACB2401         | 1,910              | 6.1%       | 1,300          | 95              | 27,250      | 1,444                              | (466)                              | 25,000                | 2.0                 | 17/06/2024   |
| CFPT2305         | 5,020              | 1.0%       | 540            | 32              | 117,000     | 5,044                              | 24                                 | 67,210                | 9.9                 | 15/04/2024   |
| CFPT2309         | 4,800              | 0.6%       | 5,260          | 49              | 117,000     | 4,708                              | (92)                               | 80,060                | 7.9                 | 02/05/2024   |
| CFPT2310         | 4,570              | 1.6%       | 23,640         | 140             | 117,000     | 4,212                              | (358)                              | 84,510                | 7.9                 | 01/08/2024   |
| CFPT2311         | 2,790              | 1.5%       | 360            | 0               | 117,000     | 2,833                              | 43                                 | 88,960                | 9.9                 | 14/03/2024   |
| CFPT2313         | 2,460              | 0.8%       | 249,500        | 146             | 117,000     | 1,880                              | (580)                              | 100,000               | 10.0                | 07/08/2024   |
| CFPT2314         | 3,100              | 1.0%       | 5,270          | 299             | 117,000     | 2,112                              | (988)                              | 100,000               | 10.0                | 07/01/2025   |
| CFPT2315         | 5,400              | 4.5%       | 210            | 39              | 117,000     | 4,650                              | (750)                              | 80,000                | 8.0                 | 22/04/2024   |
| CFPT2316         | 3,700              | 1.1%       | 46,750         | 126             | 117,000     | 3,567                              | (133)                              | 82,000                | 10.0                | 18/07/2024   |
| CFPT2317         | 1,820              | 1.7%       | 37,010         | 250             | 117,000     | 1,308                              | (512)                              | 101,000               | 15.0                | 19/11/2024   |
| CFPT2318         | 2,900              | 2.8%       | 12,370         | 119             | 117,000     | 2,409                              | (491)                              | 99,000                | 8.0                 | 11/07/2024   |
| CHDB2304         | 1,300              | -7.8%      | 27,030         | 7               | 22,950      | 1,337                              | 37                                 | 18,280                | 3.5                 | 21/03/2024   |
| CHDB2306         | 1,450              | -5.8%      | 970            | 102             | 22,950      | 1,111                              | (339)                              | 19,340                | 3.5                 | 24/06/2024   |
| CHPG2309         | 2,250              | -1.8%      | 46,930         | 69              | 30,350      | 2,218                              | (32)                               | 24,000                | 3.0                 | 22/05/2024   |
| CHPG2315         | 1,600              | 0.0%       | 30             | 98              | 30,350      | 1,014                              | (586)                              | 27,780                | 4.0                 | 20/06/2024   |
| CHPG2316         | 1,350              | -8.2%      | 330            | 189             | 30,350      | 1,103                              | (247)                              | 28,890                | 4.0                 | 19/09/2024   |
| CHPG2318         | 390                | -18.8%     | 13,010         | 8               | 30,350      | 366                                | (24)                               | 29,220                | 4.0                 | 22/03/2024   |
| CHPG2319         | 860                | -8.5%      | 8,900          | 102             | 30,350      | 704                                | (156)                              | 30,110                | 4.0                 | 24/06/2024   |
| CHPG2321         | 2,090              | -4.1%      | 44,250         | 32              | 30,350      | 1,984                              | (106)                              | 24,500                | 3.0                 | 15/04/2024   |
| CHPG2322         | 1,910              | -6.8%      | 13,550         | 123             | 30,350      | 1,568                              | (342)                              | 30,000                | 2.0                 | 15/07/2024   |
| CHPG2326         | 950                | -8.7%      | 130,890        | 49              | 30,350      | 895                                | (55)                               | 27,500                | 4.0                 | 02/05/2024   |
| CHPG2328         | 1,510              | -10.1%     | 2,820          | 49              | 30,350      | 1,449                              | (61)                               | 28,500                | 2.0                 | 02/05/2024   |
| CHPG2329         | 1,990              | -5.7%      | 27,640         | 140             | 30,350      | 1,922                              | (68)                               | 29,000                | 2.0                 | 01/08/2024   |
| CHPG2330         | 50                 | -87.8%     | 246,400        | 0               | 30,350      | 18                                 | (32)                               | 31,000                | 3.0                 | 14/03/2024   |
| CHPG2331         | 960                | -4.0%      | 81,590         | 207             | 30,350      | 843                                | (117)                              | 28,000                | 6.0                 | 07/10/2024   |
| CHPG2332         | 990                | -2.9%      | 1,500          | 238             | 30,350      | 844                                | (146)                              | 28,500                | 6.0                 | 07/11/2024   |
| CHPG2333         | 970                | -6.7%      | 258,770        | 266             | 30,350      | 841                                | (129)                              | 29,000                | 6.0                 | 05/12/2024   |
| CHPG2334         | 770                | -3.8%      | 109,270        | 299             | 30,350      | 634                                | (136)                              | 29,500                | 8.0                 | 07/01/2025   |
| CHPG2336         | 910                | -13.3%     | 410            | 49              | 30,350      | 789                                | (121)                              | 28,110                | 4.0                 | 02/05/2024   |
| CHPG2337         | 1,090              | 0.0%       | 0              | 111             | 30,350      | 787                                | (303)                              | 29,670                | 4.0                 | 03/07/2024   |
| CHPG2338         | 1,340              | 0.0%       | 0              | 203             | 30,350      | 1,000                              | (340)                              | 30,000                | 4.0                 | 03/10/2024   |
| CHPG2339         | 3,990              | -0.3%      | 50             | 294             | 30,350      | 2,352                              | (1,638)                            | 30,220                | 2.0                 | 02/01/2025   |
| CHPG2340         | 2,330              | 3.1%       | 30             | 39              | 30,350      | 1,844                              | (486)                              | 25,000                | 3.0                 | 22/04/2024   |
| CHPG2341         | 1,770              | -6.8%      | 60,670         | 126             | 30,350      | 1,587                              | (183)                              | 30,000                | 2.0                 | 18/07/2024   |
| CHPG2342         | 990                | -2.0%      | 61,490         | 250             | 30,350      | 792                                | (198)                              | 24,000                | 10.0                | 19/11/2024   |
| CHPG2343         | 1,450              | -6.5%      | 23,160         | 90              | 30,350      | 1,272                              | (178)                              | 28,000                | 3.0                 | 12/06/2024   |
| CHPG2401         | 900                | 0.0%       | 3,230          | 95              | 30,350      | 772                                | (128)                              | 31,000                | 3.0                 | 17/06/2024   |
| CMBB2306         | 4,150              | 6.7%       | 4,310          | 69              | 23,450      | 3,859                              | (291)                              | 16,970                | 1.7                 | 22/05/2024   |
| CMBB2309         | 1,230              | -4.7%      | 126,400        | 49              | 23,450      | 1,134                              | (96)                               | 19,000                | 4.0                 | 02/05/2024   |
| CMBB2311         | 2,370              | -7.8%      | 2,840          | 49              | 23,450      | 2,267                              | (103)                              | 19,000                | 2.0                 | 02/05/2024   |
| CMBB2312         | 2,520              | -2.7%      | 700            | 140             | 23,450      | 2,215                              | (305)                              | 19,500                | 2.0                 | 01/08/2024   |
| CMBB2313         | 1,200              | -11.8%     | 33,340         | 0               | 23,450      | 1,226                              | 26                                 | 21,000                | 2.0                 | 14/03/2024   |
| CMBB2314         | 1,240              | -5.3%      | 10,220         | 146             | 23,450      | 1,015                              | (225)                              | 20,000                | 4.0                 | 07/08/2024   |
| CMBB2315         | 1,550              | -4.3%      | 2,750          | 299             | 23,450      | 1,180                              | (370)                              | 20,000                | 4.0                 | 07/01/2025   |
| CMBB2316         | 770                | -4.9%      | 42,880         | 49              | 23,450      | 551                                | (219)                              | 18,000                | 10.0                | 02/05/2024   |
| CMBB2317         | 950                | -1.0%      | 22,400         | 158             | 23,450      | 823                                | (127)                              | 20,000                | 5.0                 | 19/08/2024   |
| CMBB2318         | 1,630              | -5.2%      | 3,240          | 189             | 23,450      | 1,469                              | (161)                              | 18,000                | 4.0                 | 19/09/2024   |
| CMBB2401         | 2,090              | 0.0%       | 0              | 95              | 23,450      | 1,906                              | (184)                              | 20,000                | 2.0                 | 17/06/2024   |
| CMSN2302         | 2,350              | -7.5%      | 87,580         | 69              | 78,900      | 2,324                              | (26)                               | 66,000                | 6.0                 | 22/05/2024   |
| CMSN2307         | 840                | -5.6%      | 300            | 102             | 78,900      | 468                                | (372)                              | 83,000                | 10.0                | 24/06/2024   |



|          |       |        |         |     |        |       |         |        |      |            |
|----------|-------|--------|---------|-----|--------|-------|---------|--------|------|------------|
| CMSN2311 | 930   | -9.7%  | 4,930   | 140 | 78,900 | 500   | (430)   | 88,500 | 8.0  | 01/08/2024 |
| CMSN2313 | 1,240 | -5.3%  | 21,800  | 207 | 78,900 | 873   | (367)   | 80,000 | 10.0 | 07/10/2024 |
| CMSN2315 | 500   | -16.7% | 28,540  | 49  | 78,900 | 310   | (190)   | 82,000 | 10.0 | 02/05/2024 |
| CMSN2316 | 1,340 | -5.6%  | 4,080   | 203 | 78,900 | 703   | (637)   | 83,980 | 10.0 | 03/10/2024 |
| CMSN2317 | 2,030 | -5.1%  | 1,510   | 294 | 78,900 | 992   | (1,038) | 86,870 | 8.0  | 02/01/2025 |
| CMWG2305 | 3,200 | -7.3%  | 4,500   | 69  | 47,250 | 2,980 | (220)   | 35,660 | 4.0  | 22/05/2024 |
| CMWG2309 | 360   | -32.1% | 95,300  | 49  | 47,250 | 164   | (196)   | 54,000 | 5.0  | 02/05/2024 |
| CMWG2310 | 740   | -18.7% | 3,000   | 140 | 47,250 | 485   | (255)   | 54,500 | 5.0  | 01/08/2024 |
| CMWG2312 | 410   | -50.0% | 15,120  | 40  | 47,250 | 126   | (284)   | 56,000 | 3.0  | 23/04/2024 |
| CMWG2313 | 920   | -8.9%  | 98,690  | 146 | 47,250 | 655   | (265)   | 50,000 | 6.0  | 07/08/2024 |
| CMWG2314 | 800   | -5.9%  | 36,710  | 299 | 47,250 | 549   | (251)   | 52,000 | 10.0 | 07/01/2025 |
| CMWG2315 | 270   | -6.9%  | 6,520   | 49  | 47,250 | 111   | (159)   | 48,890 | 20.0 | 02/05/2024 |
| CMWG2316 | 850   | -7.6%  | 53,400  | 160 | 47,250 | 831   | (19)    | 48,000 | 6.0  | 21/08/2024 |
| CMWG2317 | 600   | 3.5%   | 20      | 39  | 47,250 | 252   | (348)   | 50,000 | 6.0  | 22/04/2024 |
| CMWG2318 | 1,600 | -8.1%  | 64,130  | 126 | 47,250 | 1,271 | (329)   | 42,000 | 6.0  | 18/07/2024 |
| CNVL2303 | 110   | -8.3%  | 15,810  | 7   | 16,450 | 68    | (42)    | 17,330 | 4.0  | 21/03/2024 |
| CNVL2305 | 1,100 | -1.8%  | 1,280   | 102 | 16,450 | 488   | (612)   | 17,000 | 4.0  | 24/06/2024 |
| CPDR2303 | 2,070 | 2.0%   | 39,370  | 7   | 28,100 | 2,055 | (15)    | 19,890 | 4.0  | 21/03/2024 |
| CPDR2305 | 2,350 | 0.0%   | 3,360   | 102 | 28,100 | 2,141 | (209)   | 20,220 | 4.0  | 24/06/2024 |
| CPOW2304 | 20    | -90.5% | 5,440   | 7   | 11,600 | 0     | (20)    | 16,330 | 2.0  | 21/03/2024 |
| CPOW2306 | 150   | -46.4% | 3,170   | 102 | 11,600 | 14    | (136)   | 16,000 | 2.0  | 24/06/2024 |
| CPOW2308 | 160   | -5.9%  | 30,900  | 32  | 11,600 | 58    | (102)   | 12,000 | 5.0  | 15/04/2024 |
| CPOW2309 | 120   | -55.6% | 6,100   | 62  | 11,600 | 18    | (102)   | 14,500 | 2.0  | 15/05/2024 |
| CPOW2313 | 570   | 1.8%   | 48,370  | 111 | 11,600 | 196   | (374)   | 12,890 | 2.0  | 03/07/2024 |
| CPOW2314 | 820   | -4.7%  | 18,960  | 203 | 11,600 | 309   | (511)   | 13,110 | 2.0  | 03/10/2024 |
| CPOW2315 | 1,080 | -2.7%  | 6,610   | 294 | 11,600 | 378   | (702)   | 13,460 | 2.0  | 02/01/2025 |
| CSHB2302 | 500   | -9.1%  | 50,510  | 49  | 11,450 | 198   | (302)   | 12,000 | 2.0  | 02/05/2024 |
| CSHB2303 | 800   | -1.2%  | 2,020   | 110 | 11,450 | 292   | (508)   | 12,350 | 2.0  | 02/07/2024 |
| CSHB2304 | 350   | -10.3% | 21,540  | 111 | 11,450 | 169   | (181)   | 11,670 | 5.0  | 03/07/2024 |
| CSHB2305 | 460   | 0.0%   | 4,600   | 203 | 11,450 | 171   | (289)   | 12,560 | 5.0  | 03/10/2024 |
| CSHB2306 | 1,350 | -2.9%  | 10,990  | 294 | 11,450 | 525   | (825)   | 12,780 | 2.0  | 02/01/2025 |
| CSTB2306 | 1,280 | -9.2%  | 45,540  | 69  | 30,450 | 1,230 | (50)    | 30,000 | 2.0  | 22/05/2024 |
| CSTB2312 | 460   | -6.1%  | 150     | 98  | 30,450 | 314   | (146)   | 33,330 | 5.0  | 20/06/2024 |
| CSTB2313 | 600   | -3.2%  | 510     | 189 | 30,450 | 390   | (210)   | 35,560 | 5.0  | 19/09/2024 |
| CSTB2315 | 40    | -83.3% | 2,530   | 8   | 30,450 | 5     | (35)    | 34,330 | 5.0  | 22/03/2024 |
| CSTB2316 | 290   | -9.4%  | 1,070   | 102 | 30,450 | 179   | (111)   | 36,330 | 5.0  | 24/06/2024 |
| CSTB2318 | 500   | -5.7%  | 22,560  | 62  | 30,450 | 369   | (131)   | 32,000 | 4.0  | 15/05/2024 |
| CSTB2319 | 480   | -5.9%  | 25,740  | 32  | 30,450 | 423   | (57)    | 27,000 | 9.0  | 15/04/2024 |
| CSTB2322 | 570   | -8.1%  | 174,240 | 49  | 30,450 | 527   | (43)    | 30,000 | 4.0  | 02/05/2024 |
| CSTB2324 | 530   | -3.6%  | 156,440 | 49  | 30,450 | 409   | (121)   | 31,000 | 4.0  | 02/05/2024 |
| CSTB2325 | 1,100 | -26.2% | 300     | 140 | 30,450 | 689   | (411)   | 31,500 | 4.0  | 01/08/2024 |
| CSTB2326 | 760   | -20.0% | 10      | 40  | 30,450 | 386   | (374)   | 33,000 | 2.0  | 23/04/2024 |
| CSTB2327 | 520   | -5.5%  | 365,250 | 146 | 30,450 | 438   | (82)    | 32,000 | 6.0  | 07/08/2024 |
| CSTB2328 | 580   | -3.3%  | 169,940 | 299 | 30,450 | 466   | (114)   | 33,000 | 8.0  | 07/01/2025 |
| CSTB2330 | 300   | -28.6% | 1,000   | 49  | 30,450 | 172   | (128)   | 34,000 | 4.0  | 02/05/2024 |
| CSTB2331 | 380   | -7.3%  | 62,560  | 111 | 30,450 | 255   | (125)   | 35,000 | 5.0  | 03/07/2024 |
| CSTB2332 | 590   | -9.2%  | 53,550  | 203 | 30,450 | 399   | (191)   | 35,890 | 5.0  | 03/10/2024 |
| CSTB2333 | 2,650 | -4.7%  | 380     | 294 | 30,450 | 1,358 | (1,292) | 36,110 | 2.0  | 02/01/2025 |
| CSTB2334 | 2,110 | -3.7%  | 4,930   | 160 | 30,450 | 1,768 | (342)   | 27,000 | 3.0  | 21/08/2024 |
| CSTB2335 | 1,040 | 3.0%   | 1,000   | 39  | 30,450 | 478   | (562)   | 31,000 | 3.0  | 22/04/2024 |
| CSTB2336 | 460   | -4.2%  | 17,840  | 64  | 30,450 | 382   | (78)    | 31,000 | 5.0  | 17/05/2024 |
| CSTB2337 | 1,130 | -2.6%  | 19,870  | 250 | 30,450 | 869   | (261)   | 27,000 | 7.0  | 19/11/2024 |
| CSTB2338 | 1,290 | -3.7%  | 15,010  | 90  | 30,450 | 1,103 | (187)   | 29,000 | 3.0  | 12/06/2024 |
| CSTB2401 | 1,040 | 0.0%   | 0       | 95  | 30,450 | 795   | (245)   | 31,000 | 3.0  | 17/06/2024 |
| CTCB2302 | 4,790 | -2.8%  | 6,200   | 69  | 41,400 | 4,841 | 51      | 27,000 | 3.0  | 22/05/2024 |
| CTCB2306 | 2,550 | -3.8%  | 1,290   | 49  | 41,400 | 2,386 | (164)   | 32,000 | 4.0  | 02/05/2024 |
| CTCB2307 | 2,610 | -0.4%  | 500     | 140 | 41,400 | 2,118 | (492)   | 34,000 | 4.0  | 01/08/2024 |
| CTCB2308 | 1,470 | -9.3%  | 9,320   | 0   | 41,400 | 1,467 | (3)     | 37,000 | 3.0  | 14/03/2024 |
| CTCB2309 | 3,200 | -4.8%  | 10      | 193 | 41,400 | 2,740 | (460)   | 35,000 | 3.0  | 23/09/2024 |
| CTCB2310 | 1,200 | -5.5%  | 41,600  | 207 | 41,400 | 1,044 | (156)   | 35,000 | 8.0  | 07/10/2024 |

|          |       |        |         |     |        |       |         |        |      |            |
|----------|-------|--------|---------|-----|--------|-------|---------|--------|------|------------|
| CTCB2311 | 3,830 | 0.0%   | 0       | 39  | 41,400 | 3,167 | (663)   | 32,000 | 3.0  | 22/04/2024 |
| CTCB2312 | 3,490 | -5.2%  | 12,540  | 119 | 41,400 | 3,150 | (340)   | 32,600 | 3.0  | 11/07/2024 |
| CTCB2401 | 4,130 | 0.0%   | 0       | 95  | 41,400 | 4,027 | (103)   | 34,000 | 2.0  | 17/06/2024 |
| CTPB2304 | 620   | 29.2%  | 51,600  | 49  | 18,750 | 221   | (399)   | 18,890 | 4.0  | 02/05/2024 |
| CTPB2305 | 620   | -8.8%  | 117,540 | 111 | 18,750 | 297   | (323)   | 19,330 | 4.0  | 03/07/2024 |
| CTPB2306 | 1,770 | -6.4%  | 810     | 203 | 18,750 | 748   | (1,022) | 19,890 | 2.0  | 03/10/2024 |
| CTPB2401 | 1,000 | -7.4%  | 18,990  | 95  | 18,750 | 728   | (272)   | 18,500 | 2.0  | 17/06/2024 |
| CVHM2302 | 630   | 5.0%   | 29,790  | 69  | 42,900 | 212   | (418)   | 50,000 | 4.0  | 22/05/2024 |
| CVHM2307 | 160   | -42.9% | 8,480   | 102 | 42,900 | 20    | (140)   | 62,670 | 8.0  | 24/06/2024 |
| CVHM2311 | 350   | -25.5% | 15,340  | 140 | 42,900 | 96    | (254)   | 60,500 | 5.0  | 01/08/2024 |
| CVHM2312 | 190   | -53.7% | 3,840   | 49  | 42,900 | 20    | (170)   | 56,000 | 5.0  | 02/05/2024 |
| CVHM2313 | 510   | -1.9%  | 49,510  | 207 | 42,900 | 280   | (230)   | 50,000 | 10.0 | 07/10/2024 |
| CVHM2315 | 270   | 0.0%   | 4,770   | 49  | 42,900 | 52    | (218)   | 50,890 | 8.0  | 02/05/2024 |
| CVHM2316 | 440   | 10.0%  | 25,400  | 111 | 42,900 | 156   | (284)   | 51,230 | 8.0  | 03/07/2024 |
| CVHM2317 | 650   | -1.5%  | 33,870  | 203 | 42,900 | 274   | (376)   | 52,350 | 8.0  | 03/10/2024 |
| CVHM2318 | 1,360 | 0.0%   | 3,940   | 294 | 42,900 | 587   | (773)   | 53,460 | 5.0  | 02/01/2025 |
| CVHM2319 | 450   | -2.2%  | 2,180   | 39  | 42,900 | 39    | (411)   | 52,000 | 5.0  | 22/04/2024 |
| CVHM2401 | 1,320 | 1.5%   | 11,220  | 95  | 42,900 | 878   | (442)   | 43,000 | 4.0  | 17/06/2024 |
| CVIB2302 | 2,170 | -7.3%  | 7,140   | 69  | 21,700 | 2,107 | (63)    | 18,610 | 1.6  | 22/05/2024 |
| CVIB2304 | 970   | -8.5%  | 54,910  | 146 | 21,700 | 818   | (152)   | 19,440 | 3.9  | 07/08/2024 |
| CVIB2305 | 660   | -7.0%  | 42,560  | 299 | 21,700 | 501   | (159)   | 21,380 | 5.8  | 07/01/2025 |
| CVIB2306 | 3,290 | 1.2%   | 5,370   | 160 | 21,700 | 2,914 | (376)   | 16,520 | 1.9  | 21/08/2024 |
| CVIB2307 | 1,100 | -6.0%  | 14,130  | 158 | 21,700 | 681   | (419)   | 20,410 | 3.9  | 19/08/2024 |
| CVIB2401 | 1,400 | 0.0%   | 0       | 95  | 21,700 | 1,173 | (227)   | 20,410 | 1.9  | 17/06/2024 |
| CVIC2304 | 20    | -90.5% | 12,310  | 7   | 45,950 | 0     | (20)    | 59,890 | 8.0  | 21/03/2024 |
| CVIC2306 | 400   | -29.8% | 100     | 102 | 45,950 | 43    | (357)   | 62,220 | 8.0  | 24/06/2024 |
| CVIC2308 | 490   | 6.5%   | 69,270  | 146 | 45,950 | 304   | (186)   | 50,000 | 10.0 | 07/08/2024 |
| CVIC2309 | 520   | 8.3%   | 73,220  | 207 | 45,950 | 330   | (190)   | 52,000 | 10.0 | 07/10/2024 |
| CVIC2312 | 430   | 4.9%   | 75,210  | 111 | 45,950 | 179   | (251)   | 52,350 | 10.0 | 03/07/2024 |
| CVIC2313 | 680   | 6.3%   | 14,940  | 203 | 45,950 | 284   | (396)   | 53,460 | 10.0 | 03/10/2024 |
| CVIC2314 | 1,970 | 6.5%   | 770     | 294 | 45,950 | 729   | (1,241) | 54,570 | 5.0  | 02/01/2025 |
| CVNM2306 | 680   | -5.6%  | 25,370  | 102 | 70,500 | 260   | (420)   | 72,630 | 9.6  | 24/06/2024 |
| CVNM2308 | 740   | -11.9% | 4,790   | 49  | 70,500 | 443   | (297)   | 68,490 | 7.9  | 02/05/2024 |
| CVNM2310 | 440   | -4.4%  | 48,760  | 146 | 70,500 | 124   | (316)   | 79,410 | 9.9  | 07/08/2024 |
| CVNM2311 | 780   | -3.7%  | 40,500  | 299 | 70,500 | 284   | (496)   | 79,410 | 9.9  | 07/01/2025 |
| CVNM2313 | 190   | -44.1% | 21,700  | 49  | 70,500 | 4     | (186)   | 83,360 | 9.9  | 02/05/2024 |
| CVNM2314 | 800   | -3.6%  | 400     | 203 | 70,500 | 94    | (706)   | 86,250 | 7.9  | 03/10/2024 |
| CVNM2315 | 2,460 | -2.0%  | 120     | 294 | 70,500 | 281   | (2,179) | 88,230 | 4.0  | 02/01/2025 |
| CVNM2316 | 1,150 | 0.0%   | 12,500  | 39  | 70,500 | 644   | (506)   | 64,520 | 9.9  | 22/04/2024 |
| CVPB2305 | 890   | -2.2%  | 2,290   | 32  | 18,800 | 641   | (249)   | 17,160 | 2.9  | 15/04/2024 |
| CVPB2309 | 170   | 0.0%   | 192,660 | 49  | 18,800 | 54    | (116)   | 21,450 | 3.8  | 02/05/2024 |
| CVPB2311 | 590   | -14.5% | 38,830  | 49  | 18,800 | 349   | (241)   | 19,540 | 1.9  | 02/05/2024 |
| CVPB2312 | 850   | -5.6%  | 28,970  | 140 | 18,800 | 613   | (237)   | 20,020 | 1.9  | 01/08/2024 |
| CVPB2314 | 230   | -8.0%  | 135,260 | 146 | 18,800 | 126   | (104)   | 22,880 | 3.8  | 07/08/2024 |
| CVPB2315 | 300   | -3.2%  | 68,540  | 299 | 18,800 | 177   | (123)   | 23,350 | 5.7  | 07/01/2025 |
| CVPB2316 | 120   | -14.3% | 32,110  | 49  | 18,800 | 22    | (98)    | 22,360 | 4.8  | 02/05/2024 |
| CVPB2317 | 260   | -16.1% | 75,250  | 111 | 18,800 | 85    | (175)   | 22,880 | 3.8  | 03/07/2024 |
| CVPB2318 | 490   | -3.9%  | 27,520  | 203 | 18,800 | 165   | (325)   | 23,420 | 3.8  | 03/10/2024 |
| CVPB2319 | 1,700 | -2.9%  | 3,110   | 294 | 18,800 | 460   | (1,240) | 23,950 | 1.9  | 02/01/2025 |
| CVPB2320 | 480   | 0.0%   | 0       | 39  | 18,800 | 72    | (408)   | 20,970 | 2.9  | 22/04/2024 |
| CVPB2321 | 480   | -2.0%  | 30,300  | 158 | 18,800 | 311   | (169)   | 18,000 | 7.0  | 19/08/2024 |
| CVPB2322 | 590   | -4.8%  | 19,630  | 189 | 18,800 | 362   | (228)   | 20,000 | 4.0  | 19/09/2024 |
| CVRE2303 | 770   | 0.0%   | 18,140  | 69  | 25,900 | 736   | (34)    | 25,000 | 3.0  | 22/05/2024 |
| CVRE2308 | 370   | 0.0%   | 1,550   | 102 | 25,900 | 107   | (263)   | 31,330 | 5.0  | 24/06/2024 |
| CVRE2312 | 370   | 5.7%   | 12,030  | 49  | 25,900 | 208   | (162)   | 27,500 | 4.0  | 02/05/2024 |
| CVRE2313 | 560   | 0.0%   | 80,730  | 140 | 25,900 | 304   | (256)   | 29,500 | 4.0  | 01/08/2024 |
| CVRE2315 | 340   | -2.9%  | 146,190 | 207 | 25,900 | 200   | (140)   | 30,000 | 8.0  | 07/10/2024 |
| CVRE2317 | 250   | -28.6% | 2,020   | 49  | 25,900 | 74    | (176)   | 30,000 | 4.0  | 02/05/2024 |
| CVRE2318 | 380   | 0.0%   | 35,750  | 111 | 25,900 | 164   | (216)   | 31,000 | 4.0  | 03/07/2024 |
| CVRE2319 | 630   | 1.6%   | 4,340   | 203 | 25,900 | 289   | (341)   | 31,780 | 4.0  | 03/10/2024 |

|          |       |        |        |     |        |       |         |        |     |            |
|----------|-------|--------|--------|-----|--------|-------|---------|--------|-----|------------|
| CVRE2320 | 2,090 | 0.0%   | 0      | 294 | 25,900 | 799   | (1,291) | 32,330 | 2.0 | 02/01/2025 |
| CVRE2321 | 540   | 12.5%  | 130    | 8   | 25,900 | 4     | (536)   | 29,000 | 4.0 | 22/03/2024 |
| CVRE2322 | 1,370 | -1.4%  | 60,330 | 126 | 25,900 | 1,127 | (243)   | 24,000 | 3.0 | 18/07/2024 |
| CVRE2323 | 970   | -14.2% | 68,550 | 90  | 25,900 | 854   | (116)   | 24,800 | 3.0 | 12/06/2024 |

(\*) All are buying stock rights, conducted in European style and payment method is in cash  
(\*\*) PHS evaluates in Black-Scholes model

## LIST OF CODES ANALYZED

| Ticker              | Exchange | Market price | Reasonable price * | Report date | 2022F EAT (bil. VND) | PE forward | PB forward |
|---------------------|----------|--------------|--------------------|-------------|----------------------|------------|------------|
| <a href="#">POW</a> | HOSE     | 11,600       | 14,500             | 12/03/2024  | 1,923                | 21.3       | 1.0        |
| <a href="#">IMP</a> | HOSE     | 66,600       | 81,100             | 29/02/2024  | 355                  | 13.5       | 2.1        |
| <a href="#">NT2</a> | HOSE     | 25,150       | 32,300             | 07/02/2024  | 640                  | 14.5       | 2.1        |
| <a href="#">VIB</a> | HOSE     | 21,700       | 27,000             | 07/02/2024  | 9,843                | 7.0        | 1.4        |
| <a href="#">VHM</a> | HOSE     | 42,900       | 63,300             | 26/01/2024  | 27,904               | 9.9        | 1.2        |
| <a href="#">MSH</a> | HOSE     | 43,800       | 55,900             | 17/01/2024  | 318                  | 13.2       | 2.1        |
| <a href="#">SIP</a> | HOSE     | 93,200       | 83,400             | 10/01/2024  | 1,123                | 10.9       | 3.5        |
| <a href="#">KBC</a> | HOSE     | 33,950       | 36,000             | 10/01/2024  | 1,647                | 10.8       | 1.4        |
| <a href="#">IDC</a> | HNX      | 60,300       | 56,000             | 10/01/2024  | 2,212                | 10.4       | 2.5        |
| <a href="#">CTG</a> | HOSE     | 34,450       | 36,375             | 10/01/2024  | 23,247               | 7.5        | 1.1        |
| <a href="#">VCB</a> | HOSE     | 95,000       | 87,329             | 10/01/2024  | 37,497               | 13.0       | 2.2        |
| <a href="#">BID</a> | HOSE     | 51,700       | 55,870             | 10/01/2024  | 25,522               | 11.1       | 1.8        |
| <a href="#">TCB</a> | HOSE     | 41,400       | 45,148             | 10/01/2024  | 22,796               | 7.0        | 1.0        |
| <a href="#">MBB</a> | HOSE     | 23,450       | 29,592             | 10/01/2024  | 23,926               | 5.6        | 1.2        |
| <a href="#">MSB</a> | HOSE     | 14,700       | 19,676             | 10/01/2024  | 6,093                | 6.5        | 1.0        |
| <a href="#">TPB</a> | HOSE     | 18,750       | 24,130             | 10/01/2024  | 7,508                | 7.1        | 1.2        |
| <a href="#">OCB</a> | HOSE     | 14,750       | 19,164             | 10/01/2024  | 4,880                | 8.1        | 1.1        |
| <a href="#">ACB</a> | HOSE     | 27,250       | 31,952             | 10/01/2024  | 18,261               | 6.8        | 1.3        |
| <a href="#">VPB</a> | HOSE     | 18,800       | 25,603             | 10/01/2024  | 16,420               | 10.5       | 1.1        |
| <a href="#">STB</a> | HOSE     | 30,450       | 34,494             | 10/01/2024  | 9,865                | 6.6        | 1.2        |
| <a href="#">LPB</a> | HOSE     | 16,750       | 18,389             | 10/01/2024  | 4,731                | 9.9        | 1.4        |
| <a href="#">SHB</a> | HOSE     | 11,450       | 16,146             | 10/01/2024  | 10,044               | 5.8        | 0.9        |
| <a href="#">MWG</a> | HOSE     | 47,250       | 61,600             | 10/01/2024  | 2,325                | 37.1       | 3.7        |
| <a href="#">FRT</a> | HOSE     | 154,000      | 119,200            | 10/01/2024  | 305                  | 74.5       | 10.9       |
| <a href="#">DGW</a> | HOSE     | 66,100       | 55,300             | 10/01/2024  | 665                  | 13.6       | 2.9        |
| <a href="#">PNJ</a> | HOSE     | 100,900      | 101,000            | 10/01/2024  | 2,357                | 14.7       | 2.9        |
| <a href="#">VNM</a> | HOSE     | 70,500       | 77,500             | 10/01/2024  | 10,402               | 15.6       | 4.7        |
| <a href="#">SAB</a> | HOSE     | 58,700       | 83,600             | 10/01/2024  | 5,162                | 21.9       | 4.8        |
| <a href="#">HPG</a> | HOSE     | 30,350       | 31,200             | 10/01/2024  | 15,721               | 21.9       | 1.8        |
| <a href="#">VHC</a> | HOSE     | 77,000       | 87,700             | 10/01/2024  | 1,218                | 13.2       | 1.7        |
| <a href="#">FMC</a> | HOSE     | 50,300       | 59,400             | 10/01/2024  | 318                  | 12.2       | 1.6        |
| <a href="#">ANV</a> | HOSE     | 35,250       | 39,100             | 10/01/2024  | 261                  | 20.0       | 1.8        |
| <a href="#">STK</a> | HOSE     | 33,100       | 36,700             | 10/01/2024  | 137                  | 25.1       | 1.8        |
| <a href="#">TCM</a> | HOSE     | 46,400       | 54,700             | 10/01/2024  | 221                  | 20.3       | 2.2        |
| <a href="#">GEG</a> | HOSE     | 13,000       | 18,000             | 10/01/2024  | 227                  | 40.0       | 1.6        |
| <a href="#">GAS</a> | HOSE     | 81,000       | 87,300             | 10/01/2024  | 12,352               | 16.5       | 2.8        |
| <a href="#">BSR</a> | UPCOM    | 19,381       | 20,500             | 10/01/2024  | 5,677                | 12.0       | 1.1        |
| <a href="#">PLX</a> | HOSE     | 37,350       | 42,300             | 10/01/2024  | 4,395                | 13.3       | 2.2        |
| <a href="#">PVD</a> | HOSE     | 32,900       | 29,100             | 10/01/2024  | 816                  | 19.4       | 1.3        |
| <a href="#">PVS</a> | HNX      | 37,900       | 40,300             | 10/01/2024  | 1,136                | 15.6       | 1.2        |
| <a href="#">NLG</a> | HOSE     | 44,600       | 40,600             | 10/01/2024  | 631                  | 22.2       | 1.5        |
| <a href="#">KDH</a> | HOSE     | 37,500       | 40,900             | 10/01/2024  | 1,232                | 23.6       | 1.9        |
| <a href="#">VRE</a> | HOSE     | 25,900       | 37,700             | 10/01/2024  | 4,252                | 20.1       | 2.5        |

Source: PHS

\*Reasonable price hasn't been adjusted with operated rights after reporting date

### **Analyst Certification**

The report is made by Pham Quang Chuong, analyst – Phu Hung Securities Joint Stock Company. Each research analyst(s), strategist(s) or research associate(s) responsible for the preparation and content of all or any identified portion of this research report hereby certifies that, with respect to each issuer or security or any identified portion of the report with respect to each issuer or security that the research analyst, strategist or research associate covers in this research report, all of the views expressed by that research analyst, strategist or research associate in this research report accurately reflect their personal views about those issuer(s) or securities. Each research analyst(s), strategist(s) or research associate(s) also certify that no part of their compensation was, is, or will be, directly or indirectly, related to the specific recommendation(s) or view(s) expressed by that research analyst, strategist or research associate in this research report.

### **Ratings Definition**

Buy = higher than domestic market by over 10%  
Hold = similar to domestic market at the rate of +10% ~ -10%  
Sell = lower than domestic market by below 10%  
No rating = the code is not rated in Phu Hung or not yet listed  
The performance is determined by total recollection in 12 months (including dividend).

### **Analyst Certification**

This information has been compiled from sources we believe to be reliable, but we do not hold ourselves responsible for its completeness or accuracy. It is not an offer to sell or solicitation of an offer to buy any securities. Phu Hung Securities and its affiliates and their officers and employees may or may not have a position in or with respect to the securities mentioned herein. Phu Hung Securities (or one of its affiliates) may from time to time perform investment banking or other services or solicit investment banking or other business for any company mentioned in this report. All opinions and estimates included in this report constitute our judgment as of this date and are subject to change without notice.

#### **© Phu Hung Securities Corporation**

F21, Phu My Hung Tower, 08 Hoang Van Thai, Tan Phu Ward, District 7, HCMC  
Phone: (84-28) 5 413 5479 Fax: (84-28) 5 413 5472  
Customer Service: 1900 25 23 58 Call Center: (84-28) 5 413 5488  
E-mail: [info@phs.vn](mailto:info@phs.vn) / [support@phs.vn](mailto:support@phs.vn) Web: [www.phs.vn](http://www.phs.vn)

#### **Phu My Hung Trading office**

Ground Floor, CR2-08, 107 Ton  
Dat Tien, Tan Phu Ward, District 7,  
Ho Chi Minh City  
Tel: (84-28) 5 413 5478  
Fax: (84-28) 5 413 5473

#### **District 3 Branch**

4th & 5th Floor, 458 Nguyen  
Thi Minh Khai, Ward 2,  
District 3, Ho Chi Minh City  
Tel: (84-28) 3 820 8068  
Fax: (84-28) 3 820 8206

#### **Thanh Xuan Branch**

5th Floor, UDIC Complex Building, N04  
Hoang Dao Thuy, Trung Hoa Ward, Cau  
Giay District, Ha Noi  
Tel: (84-24) 6 250 9999  
Fax: (84-24) 6 250 6666

#### **Tan Binh Branch**

Park Legend Building, 251 Hoang  
Van Thu Street, Ward 2, Tan Binh  
District, Ho Chi Minh City  
Tel: (84-28) 3 813 2401  
Fax: (84-28) 3 813 2415

#### **Hanoi Branch**

5th Floor, Vinafor Building,  
No.127 Lo Duc, Dong Mac  
Ward, Hai Ba Trung District,  
Ha Noi  
Tel: (84-24) 3 933 4566  
Fax: (84-24) 3 933 4820

#### **Hai Phong Branch**

2nd Floor, Building No.18 Tran Hung  
Dao, Hoang Van Thu Ward, Hong Bang  
District, Hai Phong  
Tel: (84-225) 384 1810  
Fax: (84-225) 384 1801

#### **District 1 Branch**

Room 1003A, 10th Floor, No. 81-  
83-83B-85 Ham Nghi Street,  
Nguyen Thai Binh Ward, District 1,  
Ho Chi Minh City  
Tel: ((84-28) 3 535 6060  
Fax: (84-28) 3 535 2912