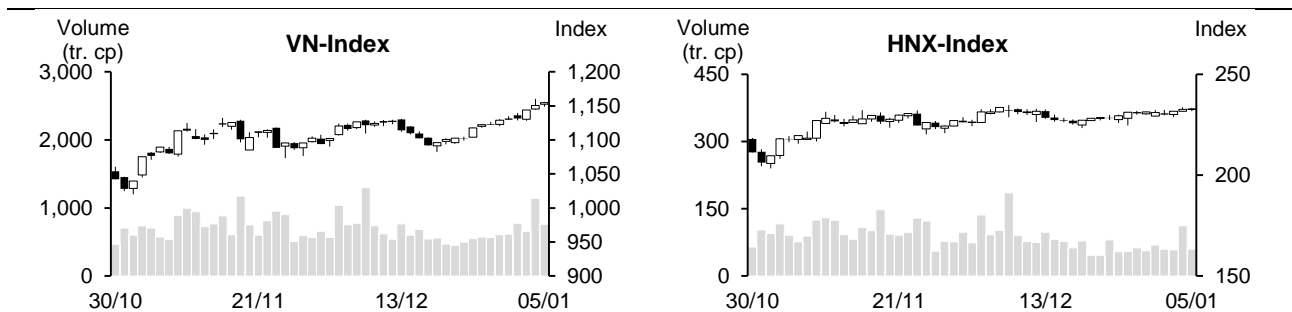


05/01/2024	HOSE		VN30		HNX	
	Value	Change %	Value	Change %	Value	Change %
Closing rate	1,154.68	0.34%	1,161.14	0.41%	232.76	0.09%
Total volume (mil. shares)	803.54	-32.00%	238.60	-45.40%	60.98	-45.91%
Matched volume (mil. shares)	760.54	-33.40%	229.46	-45.67%	59.82	-46.62%
20-session average (mil. shares)	636.69	19.45%	173.49	32.26%	69.94	-14.47%
Total value (bil dong)	16,308	-35.56%	6,453	-43.71%	1,141	-47.80%
Matched value (bil dong)	15,403	-36.70%	6,139	-44.46%	1,101	-49.04%
20-session average (bil dong)	13,266	16.10%	4,968	23.57%	1,328	-17.10%
	Weight %		Weight %		Weight %	
Number of gainers	221	38%	19	63%	70	29%
Number of droppers	267	46%	11	37%	79	33%
Stand still codes	95	16%	0	0%	90	38%



REMARKABLE POINTS ON THE MARKET

The market saw the 6th gain in a row with main indexes struggling within a small range. Banking was still the main pull for the index. However, the cash flow wasn't as excited as yesterday, and the gain on banking also dropped. Securities was also one of a few groups that gained today. Meanwhile, most other groups differentiated strongly, and red even took more control. Therefore, the indexes closed with a false green. The liquidity dropped remarkably from yesterday explosive session but was still higher than average, showing that the cash flow was still strong. For foreign investors, the pressure returned as they saw the 4th net selling session in a row with higher value of sessions.

TECHNICAL POINT OF VIEW

In technical term, VN-Index saw the 6th gain in a row. The volume dropped but still stayed above 10 and 20-session average, showing that the cash flow was still there. Not just that, the index closed above most important MA lines from MA5 to MA200, and MA5, 20, and 50 still differentiated positively, showing that short-term recovering trend is still there. Along with it, MACD and RSI increased positively, supporting gaining trend and might move to challenge resistant level of 1,250 points (peak of September 2023). For HNX, HNX-Index saw similar situation. It gained further and stayed above MA5, and MACD increased to above Signal, supporting new buying sign, showing that the index might surpass MA100 to challenge 239 points (peak of October 2023). In general, the market is still on recovering trend after the gain on January 5. Therefore, investors might continue on short-term surfs, having priority on good-fundamental codes with positive Q4 profit forecast.

Recommending code: OIL, FMC (Buy)

(Details in page 2)

RECOMMENDING CODES AS PER TECHNICAL SIGNS

Codes of the day

No	Ticker	Recommend	Recommended date	Current Price	Operation Price	Current profit/loss	Target Price	Expected profit	Cut loss price	Expected Loss	Note
1	OIL	Buy	08/01/24	10.2	10.2	0.0%	11.6	13.7%	9.6	-5.9%	The code was collected and might recover again
2	FMC	Buy	08/01/24	45.6	45.55	0.0%	49.5	8.7%	44	-3.4%	Collect positively above MA200

List of recommended codes

No	Ticker	Recommend	Recommended date	Current Price	04/11/22	Current profit/loss	Target Price	Expected profit	Cut loss price	Expected Loss	Note
1	MBB	Hold	20/12/23	20.5	18.15	12.9%	22	21.2%	17.9	-1.4%	
2	PNJ	Buy	21/12/23	83.4	80.3	3.9%	92	14.6%	78.1	-3%	
3	CTI	Buy	26/12/23	15.25	14.85	2.7%	17	14.5%	14	-6%	
4	VIB	Buy	27/12/23	20.7	19.15	8.1%	21.7	13.3%	18.4	-4%	
5	QNS	Buy	28/12/23	45.1	45.3	-0.4%	50	10.4%	44	-3%	
6	STB	Buy	29/12/23	29.3	27.6	6.2%	29.9	8%	26.5	-4%	
7	VNM	Buy	03/01/24	68.8	68.3	0.7%	75	10%	66.5	-3%	
8	VRE	Buy	04/01/24	23.35	23.25	0.4%	25.6	10%	22.5	-3%	

DAILY NEWS**Domestic news****Number of stock account increased again after 2 months dropping**

According to Vietnam Stock Depository (VSD), number of domestic investor account increased by 39,430 in December, mainly from individual investors at 39,240 accounts. Meanwhile, institute account only increased by 190.

So, domestic account increased again after 2 months dropping. In the whole year, it increased by a total of 385,700 accounts. Until 2023, Vietnam has over 7.2 million individual stock accounts, or about 7% population.

In 2023: Vietnam investment abroad is over 420 million USD

The data from General Statistics Office – Ministry of Planning and Investment, Vietnam investment abroad in 2023 saw 124 new projects certified with total investment of 282.7 million USD, down by 33.7% YoY; 25 turns of capital adding with 138.2 million USD, up by 1.3 times. Also in 2023, Vietnam total investment abroad (new and added) is 420.9 million USD, down by 21.2% YoY.

General Statistics Office stated that in 2023, there were 26 countries and regions invested by Vietnam, in which Canada is at the lead at 150.3 million USD, accounting 35.7% total investment.

On the other side, total foreign investment registration in Vietnam as of December 20, 2023 including new and added investment, and share and capital purchase is nearly 36.6 billion USD, up by 32.1% YoY.

SBV might soon extended an important Circular related to bank bad debt

According to Vice Governor Dao Minh Tu, 3 months before Circular 02 is expired (June 30), if necessary, SBV will consider extending to resolve problems for economic and companies.

Information at the conference “Conducting 2024 banking missions”, Vice Governor Dao Minh Tu stated that SBV will continue considering extending Circular number 02/2023/TT-NHNN for restructuring debt payment time and maintaining debt group. If necessary, SBV might maintain Circular 02.

This Circular will expire on June 30. “Until June 30, if the economic and companies are still in need, in about 3 months in advance, we will submit to maintain Circular 02. However, we must guarantee to determine the actual state of the extended and delayed debt items, avoiding potential bad debt in the economic”, stated Mr. Dao Minh Tu.

Also at the meeting, Chief of Economic sections’ Credit Department Ha Thu Giang stated that after nearly 8 months operating Circular 02 (from April 24 to November 30, 2023), total original debt and interest with payment time restructured and debt group maintaining is 171,083 billion, with 175,581 turns of restructuring.

Source: Cafef

Listing Company News

CTR shareholders will soon receive nearly 220 billion dong of 2022 remaining dividend

Viettel Construction (HOSE: CTR) announced shareholder list to receive 2022 remaining dividend in cash. Ex-rights date is January 18, 2024. Operating rate is 19.19%. With over 114.3 million outstanding shares, CTR needs to spend nearly 220 billion dong on this dividend payment. Expected payment time is February 06, 2024 (3 days before Tet).

Previously at the end of June 2023, CTR paid 2022 first term dividend of 114 billion, the rate is 10%. So, after two dividend payments in 2022, CTR spent nearly 334 billion, at total rate of 29.19%.

As of September 30, 2023, Military Industry and Telecommunication Group is CTR parent company, at owning rate of 65.66%, expecting to collect over 144 billion from remaining dividend payment of 2022.

VSC: Viconship closed for selling over 133 million shares

Viconship (VSC) released BoM resolution for selling more shares to the public to double the capital and closing date for operating share purchase rights. Record date is January 18. Buying rights transferring is from January 26 to March 8.

Total offering volume is over 133 million new shares at the rate of 100%. Issuing price is 10,000 dong/share, expected mobilization is 1,334 billion.

Most collecting amount (1,320 billion) will be used to receive maximum of 44% chartered capital in Nam Hai Dinh Vu Port from existed investing members. Remaining amount will be used to add in operating capital.

Currently, Viconship holds 35% capital of Nam Hai Dinh Vu – about 10% market shares in Hai Phong port. The company will receive 44% capital from existed shareholders to raise the owning rate to 79% chartered capital, turning this company from associated to subsidiary.

GDT closes for advancing 2023 first term dividend

Duc Thanh Wood (HOSE: GDT) announced closing date for receiving 2023 first term cash dividend. Ex-rights date is January 16, 2024. At the rate of 10% and nearly 21.5 million outstanding shares, GDT expects to spend nearly 22 billion dong on this dividend term. Expected payment time is January 26, 2024.

2023 general meeting approved 2023 dividend rate of 30% (in cash or cash and share). So, after completing paying 2023 first term cash dividend, GDT shareholders will receive 1 more cash or share dividend at the rate of 20%.

Source: Fireant, Vietstock

MARKET STATISTICS**Statistics on matching trade****TOP 5 IMPACTING GAINERS**

HOSE			
Ticker	Closing (VND)	Change %	Impact %
BID	44,500	1.95%	0.10%
CTG	29,000	1.40%	0.05%
MBB	20,500	1.99%	0.05%
VCB	86,200	0.35%	0.04%
GVR	21,800	1.87%	0.03%

HNX			
Ticker	Closing (VND)	Change %	Impact %
VCS	57,400	3.99%	0.11%
HUT	20,500	0.99%	0.06%
BAB	13,300	1.53%	0.05%
PTI	39,400	5.07%	0.05%
MBS	22,900	0.88%	0.03%

TOP 5 IMPACTING DROPPERS

HOSE			
Ticker	Closing (VND)	Change %	Impact %
VHM	43,100	-0.81%	-0.03%
VPB	19,200	-0.78%	-0.03%
HVN	12,750	-2.30%	-0.01%
SAB	61,900	-0.80%	-0.01%
VNM	68,800	-0.29%	-0.01%

HNX			
Ticker	Closing (VND)	Change %	Impact %
IDC	51,800	-0.77%	-0.04%
NVB	11,200	-1.75%	-0.04%
HTP	19,000	-5.00%	-0.03%
NTP	38,500	-1.03%	-0.02%
SGC	62,500	-9.94%	-0.02%

TOP 5 IN MATCHING VOLUME

HOSE			
Ticker	Closing (VND)	Change %	Volume (share)
SHB	11,550	0.87%	39,868,353
HAG	13,100	-1.50%	34,251,975
STB	29,300	2.45%	31,294,814
DIG	27,150	2.45%	27,637,717
SSI	34,150	1.64%	25,144,024

HNX			
Ticker	Closing (VND)	Change %	Volume (share)
SHS	18,700	0.00%	12,333,616
CEO	22,900	0.44%	8,607,853
HUT	20,500	0.99%	3,140,583
MBS	22,900	0.88%	2,242,669
PVS	38,200	-0.26%	2,178,571

TOP 5 IN MATCHING VALUE

HOSE			
Ticker	Closing (VND)	Change %	Value (bil. VND)
STB	29,300	2.45%	913.1
SSI	34,150	1.64%	852.1
DIG	27,150	2.45%	746.4
VND	22,300	0.00%	528.3
HPG	27,800	0.18%	480.8

HNX			
Ticker	Closing (VND)	Change %	Value (bil. VND)
SHS	18,700	0.00%	230.5
CEO	22,900	0.44%	197.7
IDC	51,800	-0.77%	85.7
PVS	38,200	-0.26%	83.4
HUT	20,500	0.99%	64.0

Statistics on agreement trades**TOP 5 IN AGREEMENT TRADES**

HOSE		
Ticker	Agreement vol. (share)	Agreement value (bil. VND)
EIB	7,355,000	136.31
MSB	6,769,000	91.04
MBB	3,344,300	71.90
VHM	1,419,638	61.68
PNJ	497,200	44.75

HNX		
Ticker	Agreement vol. (share)	Agreement value (bil. VND)
GKM	688,500	23.42
IDC	250,000	12.00
HTP	132,600	2.49
SHS	70,000	1.31
CEO	20,000	0.41

Statistics on foreign investors' trade

Exchange	Buying vol. (mil. share)	Buying value (bil. VND)	Selling vol. (mil. share)	Selling value (bil. VND)	Net selling/ buying value (mil. share)	Net selling/ buying value (bil. VND)
HOSE	43.09	1,033.26	54.89	1,456.11	(11.80)	(422.84)
HNX	0.85	16.36	0.20	4.87	0.65	11.49
Total	43.94	1,049.62	55.09	1,460.97	(11.14)	(411.35)



TOP 5 BOUGHT-IN

HOSE				HNX			
Ticker	Closing (VND)	Buying vol. (share)	Buying value (bil. VND)	Ticker	Closing (VND)	Buying vol. (share)	Buying value (bil. VND)
FUEVFVND	26,600	4,554,300	120.86	IDC	51,800	101,430	5.25
MBB	20,500	3,344,800	71.91	LAS	14,900	259,100	3.77
VCB	86,200	809,320	69.59	PVS	38,200	70,000	2.69
MWG	43,850	1,566,520	68.32	NRC	4,900	302,500	1.48
CTG	29,000	1,915,113	55.49	VCS	57,400	24,500	1.36

TOP 5 SOLD-OUT

HOSE				HNX			
Ticker	Closing (VND)	Selling vol. (share)	Selling value (bil. VND)	Ticker	Closing (VND)	Selling vol. (share)	Selling value (bil. VND)
FUEVFVND	26,600	13,100,800	347.10	PVS	38,200	39,750	1.52
VHM	43,100	2,422,938	105.12	SHS	18,700	40,502	0.76
MBB	20,500	3,345,300	71.92	IDV	36,900	18,900	0.70
MWG	43,850	1,564,900	68.36	MBS	22,900	20,000	0.46
HPG	27,800	2,071,822	57.46	NVB	11,200	26,000	0.29

TOP 5 NET BUYING

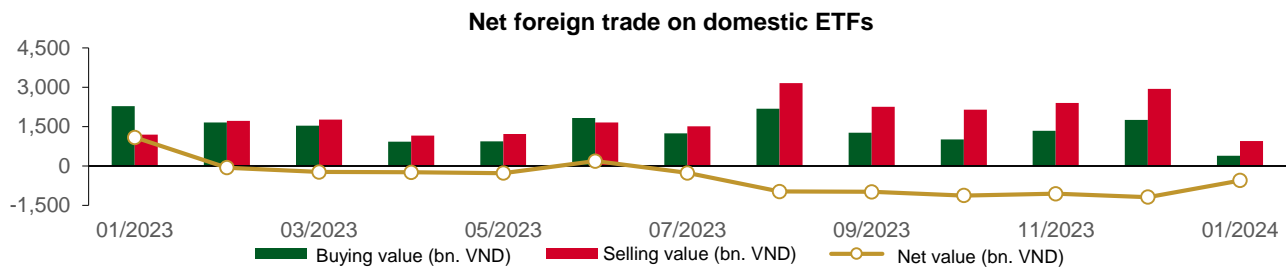
HOSE				HNX			
Ticker	Closing (VND)	Net vol. (share)	Net value (bil VND)	Ticker	Closing (VND)	Net vol. (share)	Net value (bil VND)
VCB	86,200	730,392	62.81	IDC	51,800	101,430	5.25
OCB	14,250	2,973,200	42.11	LAS	14,900	259,100	3.77
ASM	11,000	3,883,300	40.25	NRC	4,900	302,500	1.48
VPB	19,200	2,063,500	39.63	PVS	38,200	30,250	1.18
VHC	66,300	334,720	21.61	VCS	57,400	20,200	1.12

TOP 5 NET SELLING

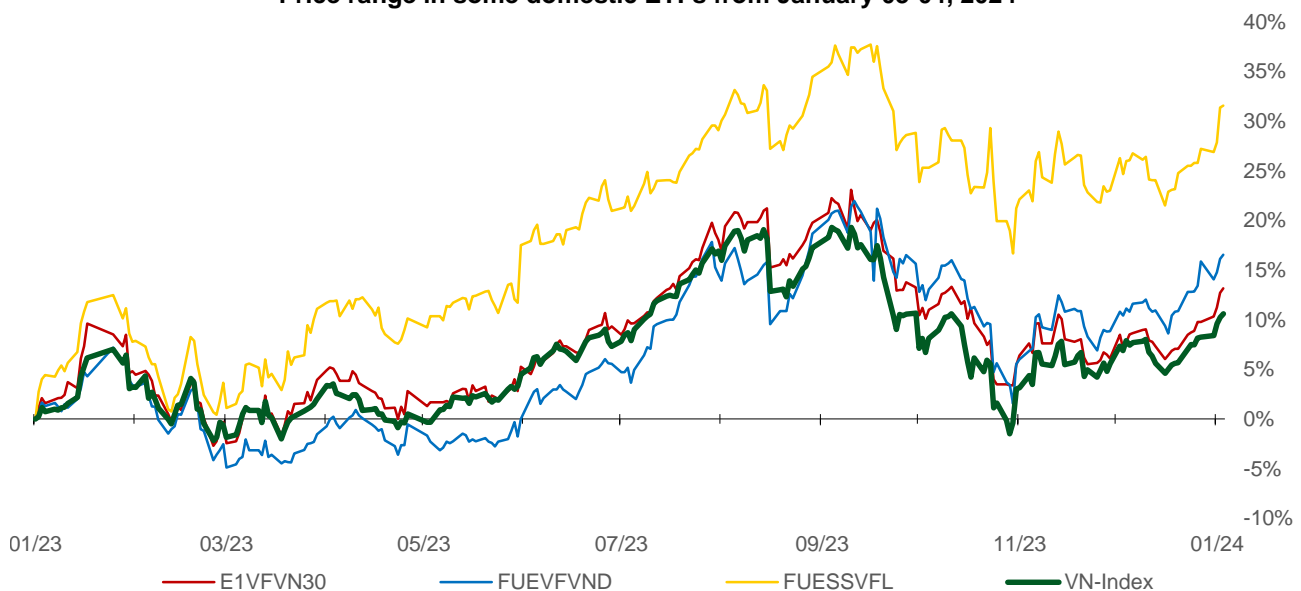
HOSE				HNX			
Ticker	Closing (VND)	Net vol. (share)	Net value (bil VND)	Ticker	Closing (VND)	Net vol. (share)	Net value (bil VND)
FUEVFVND	26,600	(8,546,500)	(226.24)	IDV	36,900	(18,900)	(0.70)
VHM	43,100	(2,333,938)	(101.27)	MBS	22,900	(18,000)	(0.41)
MSN	67,900	(738,267)	(49.79)	SHS	18,700	(21,069)	(0.39)
VRE	23,350	(1,701,800)	(39.61)	NVB	11,200	(26,000)	(0.29)
SHB	11,550	(2,668,942)	(30.70)	EID	20,900	(6,700)	(0.14)

Statistics on domestic ETF share trade

PRICE					FOREIGN TRADE			
Ticker	Closing	Change	Volume	Value	Ticker	Buying	Selling	Net value
	VND	(%)	(share)	(bil VND)		(bil VND)	(bil VND)	(bil VND)
E1VFN30	20,030	0.4%	1,324,256	26.49	E1VFN30	25.34	21.99	3.35
FUEMAV30	13,770	0.1%	25,903	0.36	FUEMAV30	0.35	0.17	0.18
FUESSV30	14,310	0.4%	5,400	0.08	FUESSV30	0.02	0.04	(0.02)
FUESSV50	17,000	-0.1%	6,700	0.11	FUESSV50	0.00	0.00	0.00
FUESSVFL	19,080	0.2%	345,609	6.57	FUESSVFL	6.30	0.04	6.26
FUEVFN30	26,600	0.4%	13,139,768	348.13	FUEVFN30	120.86	347.10	(226.24)
FUEVN100	15,600	0.3%	30,810	0.48	FUEVN100	0.03	0.23	(0.19)
FUEIP100	8,400	2.4%	100	0.00	FUEIP100	0.00	0.00	0.00
FUEKIV30	7,650	-0.1%	7,110	0.05	FUEKIV30	0.05	0.01	0.04
FUEDCMID	10,900	0.5%	14,920	0.16	FUEDCMID	0.04	0.02	0.02
FUEKIVFS	11,000	0.6%	1,100	0.01	FUEKIVFS	0.00	0.01	(0.01)
FUEMAVND	11,150	0.0%	1,100	0.01	FUEMAVND	0.00	0.01	(0.01)
FUEFCV50	12,690	0.7%	5,601	0.07	FUEFCV50	0.00	0.00	0.00
FUEBFVND	12,510	0.0%	0	0.00	FUEBFVND	0.00	0.00	0.00
Total			14,908,377	382.53	Total	153.00	369.62	(216.62)



Price range in some domestic ETFs from January 03-04, 2024



Statistics on guaranteed warrant trade

Warrant code (*)	Closing rate (VND)	Change (%)	Matched volume	Day to maturity	Price (VND)	Theoretical buying rate (VND) (**)	Difference from closing rate (VND)	Operating price (VND)	Converting rate n:1	Matured date
CACB2303	810	3.9%	27,400	24	25,450	751	(59)	22,500	4.0	29/01/2024
CACB2304	1,850	-1.6%	450	262	25,450	1,264	(586)	23,000	3.0	23/09/2024
CACB2305	890	0.0%	4,640	276	25,450	539	(351)	24,000	6.0	07/10/2024
CACB2306	2,070	0.5%	79,590	195	25,450	1,404	(666)	22,000	3.0	18/07/2024
CACB2307	840	-2.3%	15,670	227	25,450	408	(432)	25,000	6.0	19/08/2024
CFPT2305	3,130	0.3%	350	101	97,400	3,093	(37)	67,210	9.9	15/04/2024
CFPT2307	2,370	0.0%	7,770	24	97,400	2,336	(34)	79,070	7.9	29/01/2024
CFPT2308	2,190	-0.5%	13,820	17	97,400	2,206	16	80,060	7.9	22/01/2024
CFPT2309	2,640	-1.9%	6,210	118	97,400	2,302	(338)	80,060	7.9	02/05/2024
CFPT2310	2,680	0.4%	11,810	209	97,400	1,955	(725)	84,510	7.9	01/08/2024
CFPT2311	1,160	1.8%	6,530	69	97,400	970	(190)	88,960	9.9	14/03/2024
CFPT2312	1,850	17.1%	500	32	97,400	1,350	(500)	91,530	4.9	06/02/2024
CFPT2313	1,380	-0.7%	8,440	215	97,400	603	(777)	100,000	10.0	07/08/2024
CFPT2314	1,950	0.5%	50	368	97,400	848	(1,102)	100,000	10.0	07/01/2025
CFPT2315	3,120	-2.2%	10	108	97,400	2,268	(852)	80,000	8.0	22/04/2024
CFPT2316	2,500	0.0%	31,770	195	97,400	1,731	(769)	82,000	10.0	18/07/2024
CFPT2317	1,380	-1.4%	11,180	319	97,400	488	(892)	101,000	15.0	19/11/2024
CFPT2318	1,970	-29.9%	280	188	97,400	747	(1,223)	99,000	8.0	11/07/2024
CHDB2304	1,030	1.0%	3,500	76	20,500	720	(310)	18,280	3.5	21/03/2024
CHDB2305	840	-2.3%	2,630	48	20,500	634	(206)	18,470	3.5	22/02/2024
CHDB2306	1,200	0.8%	320	171	20,500	640	(560)	19,340	3.5	24/06/2024
CHPG2309	1,730	0.0%	14,620	138	27,800	1,685	(45)	24,000	3.0	22/05/2024
CHPG2313	1,280	1.6%	117,840	54	27,800	1,202	(78)	23,330	4.0	28/02/2024
CHPG2314	3,340	0.6%	5,440	53	27,800	3,248	(92)	21,450	2.0	27/02/2024
CHPG2315	1,480	-1.3%	30	167	27,800	798	(682)	27,780	4.0	20/06/2024
CHPG2316	1,200	-4.0%	6,200	258	27,800	879	(321)	28,890	4.0	19/09/2024
CHPG2317	620	-1.6%	17,390	48	27,800	541	(79)	26,890	4.0	22/02/2024
CHPG2318	490	0.0%	21,400	77	27,800	388	(102)	29,220	4.0	22/03/2024
CHPG2319	800	-4.8%	7,740	171	27,800	575	(225)	30,110	4.0	24/06/2024
CHPG2321	1,700	0.0%	17,850	101	27,800	1,456	(244)	24,500	3.0	15/04/2024
CHPG2322	1,840	0.6%	19,880	192	27,800	1,267	(573)	30,000	2.0	15/07/2024
CHPG2325	340	0.0%	168,810	24	27,800	338	(2)	27,500	4.0	29/01/2024
CHPG2326	750	1.4%	346,990	118	27,800	701	(49)	27,500	4.0	02/05/2024
CHPG2327	300	-53.1%	75,670	17	27,800	271	(29)	29,000	2.0	22/01/2024
CHPG2328	1,240	-0.8%	120	118	27,800	1,177	(63)	28,500	2.0	02/05/2024
CHPG2329	1,700	-5.6%	460	209	27,800	1,531	(169)	29,000	2.0	01/08/2024
CHPG2330	370	-26.0%	4,830	69	27,800	299	(71)	31,000	3.0	14/03/2024
CHPG2331	840	0.0%	31,400	276	27,800	672	(168)	28,000	6.0	07/10/2024
CHPG2332	830	-1.2%	12,690	307	27,800	675	(155)	28,500	6.0	07/11/2024
CHPG2333	840	-1.2%	160	335	27,800	676	(164)	29,000	6.0	05/12/2024
CHPG2334	640	-3.0%	13,350	368	27,800	511	(129)	29,500	8.0	07/01/2025
CHPG2335	560	1.8%	5,060	27	27,800	409	(151)	27,110	4.0	01/02/2024
CHPG2336	1,060	0.0%	0	118	27,800	631	(429)	28,110	4.0	02/05/2024
CHPG2337	1,140	0.0%	0	180	27,800	635	(505)	29,670	4.0	03/07/2024
CHPG2338	1,410	0.0%	0	272	27,800	802	(608)	30,000	4.0	03/10/2024
CHPG2339	4,350	0.0%	0	363	27,800	1,897	(2,453)	30,220	2.0	02/01/2025
CHPG2340	2,160	-2.7%	20	108	27,800	1,369	(791)	25,000	3.0	22/04/2024
CHPG2341	2,100	-0.5%	3,450	195	27,800	1,280	(820)	30,000	2.0	18/07/2024
CHPG2342	850	0.0%	28,790	319	27,800	637	(213)	24,000	10.0	19/11/2024
CMBB2306	2,360	12.4%	107,940	138	20,500	2,311	(49)	16,970	1.7	22/05/2024
CMBB2308	550	12.2%	86,130	24	20,500	524	(26)	18,500	4.0	29/01/2024
CMBB2309	730	2.8%	17,650	118	20,500	580	(150)	19,000	4.0	02/05/2024
CMBB2310	890	43.6%	23,480	17	20,500	801	(89)	19,000	2.0	22/01/2024
CMBB2311	1,450	7.4%	15,650	118	20,500	1,160	(290)	19,000	2.0	02/05/2024

CMBB2312	1,710	3.6%	5,910	209	20,500	1,248	(462)	19,500	2.0	01/08/2024
CMBB2313	560	-6.7%	69,850	69	20,500	446	(114)	21,000	2.0	14/03/2024
CMBB2314	800	6.7%	11,870	215	20,500	564	(236)	20,000	4.0	07/08/2024
CMBB2315	1,090	4.8%	25,180	368	20,500	727	(363)	20,000	4.0	07/01/2025
CMBB2316	850	2.4%	2,960	118	20,500	303	(547)	18,000	10.0	02/05/2024
CMBB2317	830	3.8%	10,350	227	20,500	463	(367)	20,000	5.0	19/08/2024
CMBB2318	1,290	5.7%	39,530	258	20,500	907	(383)	18,000	4.0	19/09/2024
CMSN2302	1,670	-0.6%	3,580	138	67,900	1,228	(442)	66,000	6.0	22/05/2024
CMSN2305	290	-9.4%	46,830	54	67,900	117	(173)	76,790	10.0	28/02/2024
CMSN2306	190	-44.1%	8,850	48	67,900	57	(133)	80,000	10.0	22/02/2024
CMSN2307	650	-5.8%	17,810	171	67,900	247	(403)	83,000	10.0	24/06/2024
CMSN2309	30	-90.3%	40,400	24	67,900	3	(27)	85,000	8.0	29/01/2024
CMSN2310	20	-93.6%	14,990	17	67,900	2	(18)	83,000	8.0	22/01/2024
CMSN2311	660	-2.9%	11,310	209	67,900	270	(390)	88,500	8.0	01/08/2024
CMSN2312	110	-79.3%	1,550	32	67,900	0	(110)	98,100	5.0	06/02/2024
CMSN2313	860	-1.2%	8,870	276	67,900	495	(365)	80,000	10.0	07/10/2024
CMSN2314	130	-58.1%	1,300	27	67,900	24	(106)	79,000	10.0	01/02/2024
CMSN2315	500	-5.7%	34,460	118	67,900	169	(331)	82,000	10.0	02/05/2024
CMSN2316	1,260	0.0%	0	272	67,900	393	(867)	83,980	10.0	03/10/2024
CMSN2317	2,080	0.0%	0	363	67,900	579	(1,501)	86,870	8.0	02/01/2025
CMWG2305	2,520	5.0%	29,310	138	43,850	2,394	(126)	35,660	4.0	22/05/2024
CMWG2307	40	-81.0%	90,880	24	43,850	34	(6)	50,000	8.0	29/01/2024
CMWG2308	40	-87.5%	132,790	17	43,850	10	(30)	52,000	5.0	22/01/2024
CMWG2309	400	0.0%	100,820	118	43,850	243	(157)	54,000	5.0	02/05/2024
CMWG2310	780	6.9%	53,290	209	43,850	458	(322)	54,500	5.0	01/08/2024
CMWG2311	40	-92.5%	22,640	32	43,850	6	(34)	58,900	3.0	06/02/2024
CMWG2312	750	-14.8%	8,430	109	43,850	273	(477)	56,000	3.0	23/04/2024
CMWG2313	860	4.9%	28,050	215	43,850	580	(280)	50,000	6.0	07/08/2024
CMWG2314	690	4.6%	36,280	368	43,850	471	(219)	52,000	10.0	07/01/2025
CMWG2315	450	2.3%	1,550	118	43,850	117	(333)	48,890	20.0	02/05/2024
CMWG2316	860	4.9%	8,060	229	43,850	717	(143)	48,000	6.0	21/08/2024
CMWG2317	840	5.0%	70	108	43,850	313	(527)	50,000	6.0	22/04/2024
CMWG2318	1,860	3.3%	16,570	195	43,850	1,058	(802)	42,000	6.0	18/07/2024
CNVL2303	690	0.0%	2,700	76	16,850	431	(259)	17,330	4.0	21/03/2024
CNVL2305	1,200	-0.8%	690	171	16,850	708	(492)	17,000	4.0	24/06/2024
CPDR2303	2,290	4.1%	1,230	76	27,600	2,038	(252)	19,890	4.0	21/03/2024
CPDR2305	2,440	0.4%	43,850	171	27,600	2,191	(249)	20,220	4.0	24/06/2024
CPOW2304	270	0.0%	0	76	11,300	2	(268)	16,330	2.0	21/03/2024
CPOW2305	60	-75.0%	7,980	48	11,300	2	(58)	15,000	2.0	22/02/2024
CPOW2306	260	-10.3%	1,400	171	11,300	40	(220)	16,000	2.0	24/06/2024
CPOW2308	290	0.0%	14,920	101	11,300	102	(188)	12,000	5.0	15/04/2024
CPOW2309	230	-11.5%	26,660	131	11,300	62	(168)	14,500	2.0	15/05/2024
CPOW2310	30	-92.9%	930	17	11,300	0	(30)	14,000	1.0	22/01/2024
CPOW2311	30	-92.7%	60	32	11,300	0	(30)	15,500	1.0	06/02/2024
CPOW2312	210	-8.7%	4,760	27	11,300	56	(154)	12,220	2.0	01/02/2024
CPOW2313	900	0.0%	0	180	11,300	253	(647)	12,890	2.0	03/07/2024
CPOW2314	1,150	0.0%	0	272	11,300	342	(808)	13,110	2.0	03/10/2024
CPOW2315	1,390	-1.4%	20	363	11,300	398	(992)	13,460	2.0	02/01/2025
CSHB2301	540	-5.3%	11,730	27	11,550	291	(249)	11,330	2.0	01/02/2024
CSHB2302	1,080	0.0%	0	118	11,550	394	(686)	12,000	2.0	02/05/2024
CSHB2303	1,210	0.0%	0	179	11,550	444	(766)	12,350	2.0	02/07/2024
CSHB2304	570	0.0%	10,800	180	11,550	233	(337)	11,670	5.0	03/07/2024
CSHB2305	640	0.0%	16,180	272	11,550	222	(418)	12,560	5.0	03/10/2024
CSHB2306	1,920	6.1%	400	363	11,550	639	(1,281)	12,780	2.0	02/01/2025
CSTB2306	1,490	16.4%	170,740	138	29,300	1,378	(112)	30,000	2.0	22/05/2024
CSTB2310	360	16.1%	94,810	54	29,300	292	(68)	30,330	5.0	28/02/2024
CSTB2312	620	1.6%	12,000	167	29,300	381	(239)	33,330	5.0	20/06/2024
CSTB2313	770	2.7%	4,100	258	29,300	424	(346)	35,560	5.0	19/09/2024
CSTB2314	250	13.6%	12,810	48	29,300	152	(98)	32,220	5.0	22/02/2024
CSTB2315	240	-22.6%	25,450	77	29,300	141	(99)	34,330	5.0	22/03/2024

CSTB2316	460	-2.1%	4,750	171	29,300	248	(212)	36,330	5.0	24/06/2024
CSTB2318	630	8.6%	54,480	131	29,300	482	(148)	32,000	4.0	15/05/2024
CSTB2319	670	-5.6%	50,180	101	29,300	428	(242)	27,000	9.0	15/04/2024
CSTB2321	360	16.1%	133,450	24	29,300	356	(4)	29,000	4.0	29/01/2024
CSTB2322	760	-8.4%	673,020	118	29,300	630	(130)	30,000	4.0	02/05/2024
CSTB2323	400	11.1%	4,360	17	29,300	308	(92)	29,000	4.0	22/01/2024
CSTB2324	700	2.9%	274,620	118	29,300	531	(169)	31,000	4.0	02/05/2024
CSTB2325	1,030	-1.0%	52,020	209	29,300	725	(305)	31,500	4.0	01/08/2024
CSTB2326	1,250	0.0%	0	109	29,300	689	(561)	33,000	2.0	23/04/2024
CSTB2327	600	9.1%	447,080	215	29,300	464	(136)	32,000	6.0	07/08/2024
CSTB2328	600	5.3%	24,450	368	29,300	460	(140)	33,000	8.0	07/01/2025
CSTB2329	230	-34.3%	3,920	27	29,300	117	(113)	31,890	4.0	01/02/2024
CSTB2330	600	0.0%	39,000	118	29,300	307	(293)	34,000	4.0	02/05/2024
CSTB2331	620	-1.6%	54,140	180	29,300	320	(300)	35,000	5.0	03/07/2024
CSTB2332	840	9.1%	39,010	272	29,300	430	(410)	35,890	5.0	03/10/2024
CSTB2333	3,270	0.0%	0	363	29,300	1,381	(1,889)	36,110	2.0	02/01/2025
CSTB2334	2,490	0.0%	90,310	229	29,300	1,703	(787)	27,000	3.0	21/08/2024
CSTB2335	1,540	13.2%	10	108	29,300	666	(874)	31,000	3.0	22/04/2024
CSTB2336	690	6.2%	16,060	133	29,300	460	(230)	31,000	5.0	17/05/2024
CSTB2337	1,170	2.6%	118,440	319	29,300	829	(341)	27,000	7.0	19/11/2024
CTCB2302	2,480	4.2%	9,600	138	33,200	2,330	(150)	27,000	3.0	22/05/2024
CTCB2304	250	-39.0%	3,860	24	33,200	181	(69)	34,500	4.0	29/01/2024
CTCB2305	560	-11.1%	2,080	17	33,200	439	(121)	32,000	4.0	22/01/2024
CTCB2306	1,200	-1.6%	4,780	118	33,200	849	(351)	32,000	4.0	02/05/2024
CTCB2307	1,320	-5.0%	60	209	33,200	847	(473)	34,000	4.0	01/08/2024
CTCB2308	430	-31.8%	20	69	33,200	271	(159)	37,000	3.0	14/03/2024
CTCB2309	1,740	1.2%	780	262	33,200	1,151	(589)	35,000	3.0	23/09/2024
CTCB2310	620	-1.6%	6,100	276	33,200	446	(174)	35,000	8.0	07/10/2024
CTCB2311	2,170	12.4%	10	108	33,200	1,092	(1,078)	32,000	3.0	22/04/2024
CTCB2312	1,920	-28.1%	490	188	33,200	1,276	(644)	32,600	3.0	11/07/2024
CTPB2304	720	1.4%	3,360	118	18,000	263	(457)	18,890	4.0	02/05/2024
CTPB2305	880	-1.1%	19,510	180	18,000	309	(571)	19,330	4.0	03/07/2024
CTPB2306	2,280	0.4%	1,710	272	18,000	732	(1,548)	19,890	2.0	03/10/2024
CVHM2302	1,000	-3.9%	44,700	138	43,100	488	(512)	50,000	4.0	22/05/2024
CVHM2305	40	-81.0%	59,570	54	43,100	10	(30)	57,780	8.0	28/02/2024
CVHM2306	40	-81.0%	120	48	43,100	3	(37)	60,670	8.0	22/02/2024
CVHM2307	220	0.0%	1,630	171	43,100	71	(149)	62,670	8.0	24/06/2024
CVHM2309	30	-85.0%	2,510	24	43,100	0	(30)	62,000	8.0	29/01/2024
CVHM2310	20	-93.6%	46,160	17	43,100	0	(20)	59,000	5.0	22/01/2024
CVHM2311	470	-7.8%	1,720	209	43,100	208	(262)	60,500	5.0	01/08/2024
CVHM2312	310	-34.0%	7,660	118	43,100	140	(170)	56,000	5.0	02/05/2024
CVHM2313	590	1.7%	18,090	276	43,100	369	(221)	50,000	10.0	07/10/2024
CVHM2314	160	-42.9%	25,200	27	43,100	39	(121)	48,890	8.0	01/02/2024
CVHM2315	540	-1.8%	92,960	118	43,100	183	(357)	50,890	8.0	02/05/2024
CVHM2316	780	-2.5%	4,010	180	43,100	278	(502)	51,230	8.0	03/07/2024
CVHM2317	970	-6.7%	3,000	272	43,100	379	(591)	52,350	8.0	03/10/2024
CVHM2318	2,060	0.0%	0	363	43,100	738	(1,322)	53,460	5.0	02/01/2025
CVHM2319	940	-3.1%	30	108	43,100	224	(716)	52,000	5.0	22/04/2024
CVIB2302	1,530	8.5%	24,250	138	20,700	1,532	2	19,150	1.7	22/05/2024
CVIB2304	900	3.5%	1,880	215	20,700	639	(261)	20,000	4.0	07/08/2024
CVIB2305	650	3.2%	1,150	368	20,700	398	(252)	22,000	6.0	07/01/2025
CVIB2306	2,580	0.8%	6,640	229	20,700	2,258	(322)	17,000	2.0	21/08/2024
CVIB2307	1,050	2.9%	35,470	227	20,700	535	(515)	21,000	4.0	19/08/2024
CVIC2304	280	0.0%	0	76	44,100	20	(260)	59,890	8.0	21/03/2024
CVIC2305	120	-52.0%	10	48	44,100	3	(117)	61,110	8.0	22/02/2024
CVIC2306	990	-13.9%	210	171	44,100	83	(907)	62,220	8.0	24/06/2024
CVIC2308	510	-1.9%	31,400	215	44,100	324	(186)	50,000	10.0	07/08/2024
CVIC2309	550	-8.3%	10,250	276	44,100	340	(210)	52,000	10.0	07/10/2024
CVIC2310	180	-10.0%	8,180	27	44,100	37	(143)	50,000	8.0	01/02/2024
CVIC2311	380	-2.6%	51,370	55	44,100	64	(316)	52,000	8.0	29/02/2024

CVIC2312	760	-2.6%	620	180	44,100	218	(542)	52,350	10.0	03/07/2024
CVIC2313	990	-1.0%	120	272	44,100	298	(692)	53,460	10.0	03/10/2024
CVIC2314	2,670	0.0%	0	363	44,100	729	(1,941)	54,570	5.0	02/01/2025
CVNM2304	540	-3.6%	10,150	54	68,800	281	(259)	68,250	9.6	28/02/2024
CVNM2305	430	-4.4%	100	48	68,800	159	(271)	70,500	9.6	22/02/2024
CVNM2306	880	-2.2%	1,400	171	68,800	292	(588)	72,630	9.6	24/06/2024
CVNM2308	870	-2.3%	18,570	118	68,800	479	(391)	68,490	7.9	02/05/2024
CVNM2309	100	-81.8%	1,000	32	68,800	2	(98)	81,400	5.0	06/02/2024
CVNM2310	570	-1.7%	8,000	215	68,800	152	(418)	79,410	9.9	07/08/2024
CVNM2311	920	-4.2%	380	368	68,800	290	(630)	79,410	9.9	07/01/2025
CVNM2312	300	0.0%	0	27	68,800	1	(299)	79,410	9.9	01/02/2024
CVNM2313	390	0.0%	0	118	68,800	28	(362)	83,360	9.9	02/05/2024
CVNM2314	1,090	0.0%	0	272	68,800	119	(971)	86,250	7.9	03/10/2024
CVNM2315	3,290	0.0%	0	363	68,800	314	(2,976)	88,230	4.0	02/01/2025
CVNM2316	1,310	-3.7%	10	108	68,800	609	(701)	64,520	9.9	22/04/2024
CVPB2305	1,200	-0.8%	103,460	101	19,200	914	(286)	17,160	2.9	15/04/2024
CVPB2308	70	-68.2%	28,100	24	19,200	42	(28)	20,970	3.8	29/01/2024
CVPB2309	290	-6.5%	157,580	118	19,200	195	(95)	21,450	3.8	02/05/2024
CVPB2310	200	-60.8%	920	17	19,200	88	(112)	20,490	1.9	22/01/2024
CVPB2311	1,160	-9.4%	3,530	118	19,200	739	(421)	19,540	1.9	02/05/2024
CVPB2312	1,660	0.0%	0	209	19,200	916	(744)	20,020	1.9	01/08/2024
CVPB2313	190	-52.5%	5,210	32	19,200	14	(176)	23,260	1.9	06/02/2024
CVPB2314	390	0.0%	52,420	215	19,200	236	(154)	22,880	3.8	07/08/2024
CVPB2315	430	0.0%	25,400	368	19,200	247	(183)	23,350	5.7	07/01/2025
CVPB2316	410	-6.8%	13,310	118	19,200	111	(299)	22,360	4.8	02/05/2024
CVPB2317	570	-1.7%	14,260	180	19,200	194	(376)	22,880	3.8	03/07/2024
CVPB2318	780	2.6%	100	272	19,200	268	(512)	23,420	3.8	03/10/2024
CVPB2319	2,750	0.0%	0	363	19,200	657	(2,093)	23,950	1.9	02/01/2025
CVPB2320	920	-7.1%	10	108	19,200	281	(639)	20,970	2.9	22/04/2024
CVPB2321	620	-1.6%	60,750	227	19,200	399	(221)	18,000	7.0	19/08/2024
CVPB2322	830	-2.4%	16,700	258	19,200	498	(332)	20,000	4.0	19/09/2024
CVRE2303	840	-1.2%	6,470	138	23,350	521	(319)	25,000	3.0	22/05/2024
CVRE2306	100	-54.6%	110	54	23,350	20	(80)	29,330	5.0	28/02/2024
CVRE2307	70	-65.0%	2,840	48	23,350	8	(62)	30,330	5.0	22/02/2024
CVRE2308	290	-6.5%	6,310	171	23,350	93	(197)	31,330	5.0	24/06/2024
CVRE2310	20	-85.7%	6,560	24	23,350	1	(19)	30,000	6.0	29/01/2024
CVRE2311	20	-90.5%	960	17	23,350	1	(19)	29,000	4.0	22/01/2024
CVRE2312	450	-2.2%	4,770	118	23,350	181	(269)	27,500	4.0	02/05/2024
CVRE2313	460	-8.0%	27,080	209	23,350	229	(231)	29,500	4.0	01/08/2024
CVRE2314	30	-89.3%	2,440	32	23,350	0	(30)	34,100	3.0	06/02/2024
CVRE2315	280	-9.7%	74,710	276	23,350	147	(133)	30,000	8.0	07/10/2024
CVRE2316	100	-61.5%	32,020	27	23,350	5	(95)	29,000	4.0	01/02/2024
CVRE2317	230	-8.0%	3,950	118	23,350	89	(141)	30,000	4.0	02/05/2024
CVRE2318	470	-2.1%	30,910	180	23,350	136	(334)	31,000	4.0	03/07/2024
CVRE2319	670	-6.9%	3,970	272	23,350	216	(454)	31,780	4.0	03/10/2024
CVRE2320	2,680	0.0%	0	363	23,350	590	(2,090)	32,330	2.0	02/01/2025
CVRE2321	540	-8.5%	10	77	23,350	59	(481)	29,000	4.0	22/03/2024
CVRE2322	1,310	-3.0%	37,810	195	23,350	795	(515)	24,000	3.0	18/07/2024
CVRE2323	1,350	-28.2%	120	159	23,350	601	(749)	24,800	3.0	12/06/2024

(*) All are buying stock rights, conducted in European style and payment method is in cash

(**) PHS evaluates in Black-Scholes model

LIST OF CODES ANALYZED

Ticker	Exchange	Market price	Reasonable price *	Report date	2022F EAT (bil. VND)	PE forward	PB forward
GAS	HOSE	77,200	87,300	19/12/2023	12,352	16.5	2.8
BID	HOSE	44,500	55,800	07/12/2023	25,522	11.0	1.8

This news is distributed by Research Department – Phu Hung Securities JSC. All the above information is collected from trusted sources. However, because the stock market sees influences from many complicated factors and is hard to predict, investors must be responsible for their own investments.

FRT	HOSE	103,000	117,700	07/12/2023	305	45.5	9.3
NLG	HOSE	37,200	40,600	07/12/2023	631	18.5	1.5
TCM	HOSE	40,650	55,300	28/11/2023	221	15.5	1.7
DPR	HOSE	31,350	44,000	27/11/2023	300	10.4	1.1
GEG	HOSE	13,000	18,900	23/11/2023	208	18.8	1.6
MWG	HOSE	43,850	65,900	17/11/2023	356	165.2	2.5
SIP	HOSE	64,700	83,400	17/11/2023	1,123	9.7	3.1
DPM	HOSE	33,850	35,000	15/11/2023	900	13.1	1.2
SAB	HOSE	61,900	88,050	15/11/2023	5,639	17.7	3.7
VCB	HOSE	86,200	87,300	14/11/2023	37,497	13.0	2.2
STK	HOSE	25,900	34,450	13/11/2023	82	19.3	1.3
TCB	HOSE	33,200	45,100	10/11/2023	18,401	7.0	1.0
FMC	HOSE	45,600	59,400	07/11/2023	272	10.4	1.3
DCM	HOSE	32,400	38,900	25/10/2023	1,823	11.3	1.9
KDH	HOSE	31,000	40,900	23/10/2023	1,008	29.1	2.1
VCG	HOSE	24,800	33,000	18/10/2023	492	30.9	1.7
VRE	HOSE	23,350	39,400	16/10/2023	4,036	22.7	2.6
POW	HOSE	11,300	14,800	22/09/2023	1,817	23.6	1.1
VPB	HOSE	19,200	24,400	21/09/2023	14,007	11.8	1.0
ANV	HOSE	32,150	44,600	20/09/2023	574	10.3	1.7
BSR	UPCOM	18,928	20,200	30/08/2023	7,288	8.7	1.1
VNM	HOSE	68,800	73,100	25/08/2023	9,365	16.3	4.9
MSH	HOSE	37,400	49,350	23/08/2023	270	13.7	2.0
DGW	HOSE	55,600	50,800	14/08/2023	440	18.8	3.1
IDC	HNX	51,800	48,527	03/08/2023	48,527	6.1	2.8
PNJ	HOSE	83,400	89,000	03/08/2023	1,729	12.2	3.0
NT2	HOSE	24,600	32,500	02/08/2023	671	13.9	2.1
STB	HOSE	29,300	38,000	14/07/2023	7,259	9.9	1.6
PLX	HOSE	35,200	45,100	05/07/2023	3,513	18.3	2.5
ACB	HOSE	25,450	25,400	30/06/2023	14,955	6.6	1.3
CTG	HOSE	29,000	39,700	13/06/2023	19,121	10.0	1.5
MBB	HOSE	20,500	27,200	13/06/2023	21,242	5.8	1.2
HDB	HOSE	20,500	23,170	13/06/2023	10,216	6.2	1.3
TPB	HOSE	18,000	24,000	13/06/2023	6,732	5.7	1.0
OCB	HOSE	14,250	22,700	13/06/2023	4,354	7.2	1.1
VIB	HOSE	20,700	29,300	13/06/2023	9,378	6.6	1.5
LPB	HOSE	16,600	18,800	13/06/2023	4,925	6.6	1.1
MSB	HOSE	13,550	21,900	13/06/2023	4,803	9.1	1.4
SHB	HOSE	11,550	15,600	13/06/2023	8,035	6.0	0.9
DHG	HOSE	107,900	111,600	13/06/2023	1,061	13.8	3.0
IMP	HOSE	61,000	68,000	13/06/2023	286	15.9	2.2
QTP	UPCOM	14,859	23,900	13/06/2023	1,300	8.3	1.6
PVS	HNX	38,200	30,700	13/06/2023	1,059	16.8	1.2
MPC	UPCOM	17,032	19,200	13/06/2023	597	12.9	1.3
VHM	HOSE	43,100	83,100	13/06/2023	29,034	12.5	2.3
KBC	HOSE	31,950	32,000	13/06/2023	2,073	11.9	1.3
HPG	HOSE	27,800	35,400	13/06/2023	7,698	16.6	1.2
SBT	HOSE	13,300	16,700	13/06/2023	827	15.7	1.1
PVI	HNX	45,100	47,002	19/12/2022	996	13.8	1.3
BMI	HOSE	21,700	25,190	19/12/2022	427	9.0	1.0
BVH	HOSE	40,000	70,900	19/12/2022	2,967	17.7	2.3
VHC	HOSE	66,300	69,000	19/12/2022	1,510	8.4	1.5
SZC	HOSE	36,600	42,700	19/12/2022	585	7.5	2.6
GVR	HOSE	21,800	29,755	19/12/2022	5,521	27.8	2.1
LHG	HOSE	29,600	42,250	19/12/2022	653	3.5	1.2
PVT	HOSE	26,500	26,900	19/12/2022	831	14.1	1.2
TRA	HOSE	84,300	117,400	19/12/2022	349	13.9	2.8

Source: PHS

*Reasonable price hasn't been adjusted with operated rights after reporting date

Analyst Certification

The report is made by Pham Quang Chuong, analyst – Phu Hung Securities Joint Stock Company. Each research analyst(s), strategist(s) or research associate(s) responsible for the preparation and content of all or any identified portion of this research report hereby certifies that, with respect to each issuer or security or any identified portion of the report with respect to each issuer or security that the research analyst, strategist or research associate covers in this research report, all of the views expressed by that research analyst, strategist or research associate in this research report accurately reflect their personal views about those issuer(s) or securities. Each research analyst(s), strategist(s) or research associate(s) also certify that no part of their compensation was, is, or will be, directly or indirectly, related to the specific recommendation(s) or view(s) expressed by that research analyst, strategist or research associate in this research report.

Ratings Definition

Buy = higher than domestic market by over 10%
Hold = similar to domestic market at the rate of +10% ~ -10%
Sell = lower than domestic market by below 10%
No rating = the code is not rated in Phu Hung or not yet listed
The performance is determined by total recollection in 12 months (including dividend).

Analyst Certification

This information has been compiled from sources we believe to be reliable, but we do not hold ourselves responsible for its completeness or accuracy. It is not an offer to sell or solicitation of an offer to buy any securities. Phu Hung Securities and its affiliates and their officers and employees may or may not have a position in or with respect to the securities mentioned herein. Phu Hung Securities (or one of its affiliates) may from time to time perform investment banking or other services or solicit investment banking or other business for any company mentioned in this report. All opinions and estimates included in this report constitute our judgment as of this date and are subject to change without notice.

© Phu Hung Securities Corporation

F21, Phu My Hung Tower, 08 Hoang Van Thai, Tan Phu Ward, District 7, HCMC
Phone: (84-28) 5 413 5479 Fax: (84-28) 5 413 5472
Customer Service: 1900 25 23 58 Call Center: (84-28) 5 413 5488
E-mail: info@phs.vn / support@phs.vn Web: www.phs.vn

Phu My Hung Trading office

Ground Floor, CR2-08, 107 Ton
Dat Tien, Tan Phu Ward, District 7,
Ho Chi Minh City
Tel: (84-28) 5 413 5478
Fax: (84-28) 5 413 5473

District 3 Branch

4th & 5th Floor, 458 Nguyen
Thi Minh Khai, Ward 2,
District 3, Ho Chi Minh City
Tel: (84-28) 3 820 8068
Fax: (84-28) 3 820 8206

Thanh Xuan Branch

5th Floor, UDIC Complex Building, N04
Hoang Dao Thuy, Trung Hoa Ward, Cau
Giay District, Ha Noi
Tel: (84-24) 6 250 9999
Fax: (84-24) 6 250 6666

Tan Binh Branch

Park Legend Building, 251 Hoang
Van Thu Street, Ward 2, Tan Binh
District, Ho Chi Minh City
Tel: (84-28) 3 813 2401
Fax: (84-28) 3 813 2415

Hanoi Branch

5th Floor, Vinafor Building,
No.127 Lo Duc, Dong Mac
Ward, Hai Ba Trung District,
Ha Noi
Tel: (84-24) 3 933 4566
Fax: (84-24) 3 933 4820

Hai Phong Branch

2nd Floor, Building No.18 Tran Hung
Dao, Hoang Van Thu Ward, Hong Bang
District, Hai Phong
Tel: (84-225) 384 1810
Fax: (84-225) 384 1801

District 1 Branch

Room 1003A, 10th Floor, No. 81-
83-83B-85 Ham Nghi Street,
Nguyen Thai Binh Ward, District 1,
Ho Chi Minh City
Tel: ((84-28) 3 535 6060
Fax: (84-28) 3 535 2912