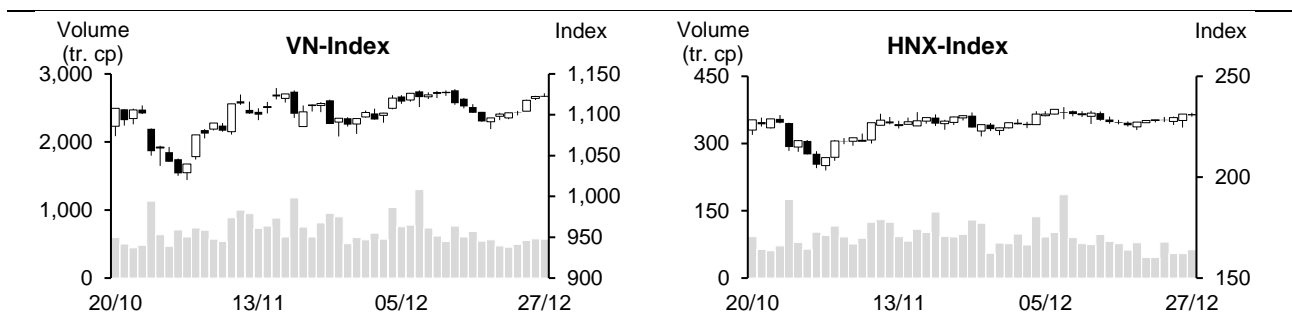


27/12/2023	HOSE		VN30		HNX	
	Value	Change %	Value	Change %	Value	Change %
Closing rate	1,121.99	-0.02%	1,115.94	0.04%	230.60	-0.29%
<b>Total volume (mil. shares)</b>	<b>777.00</b>	<b>20.48%</b>	<b>264.13</b>	<b>47.31%</b>	<b>67.04</b>	<b>8.80%</b>
<b>Matched volume (mil. shares)</b>	<b>570.94</b>	<b>-0.79%</b>	<b>128.76</b>	<b>-15.22%</b>	<b>62.93</b>	<b>14.68%</b>
20-session average (mil. shares)	663.40	-13.94%	162.32	-20.68%	83.59	-24.72%
<b>Total value (bil dong)</b>	<b>19,339</b>	<b>31.16%</b>	<b>9,410</b>	<b>76.08%</b>	<b>1,223</b>	<b>1.29%</b>
<b>Matched value (bil dong)</b>	<b>12,210</b>	<b>-6.39%</b>	<b>3,831</b>	<b>-16.84%</b>	<b>1,170</b>	<b>4.57%</b>
20-session average (bil dong)	13,757	-11.24%	4,719	-18.82%	1,630	-28.20%
	Weight %		Weight %		Weight %	
<b>Number of gainers</b>	219	38%	13	43%	81	36%
<b>Number of droppers</b>	250	43%	13	43%	75	33%
<b>Stand still codes</b>	111	19%	4	13%	71	31%



### REMARKABLE POINTS ON THE MARKET

Staying in green in most trading time but the market lost points today with higher selling pressure at the end. The market was balance but with more droppers. Only a few remarkable gaining groups with better liquidity, especially securities, pork, and coal. On the contrary, real estate was the main reason for the market not able to gain. For liquidity, total trading value today suddenly increased strongly from average. However, the gain came mainly from VHM's irregular high agreement trade. Meanwhile, matched value was lower than yesterday. On the other hand, the market also saw a light from foreign investors with unexpected net buying.

### TECHNICAL POINT OF VIEW

In technical term, VN-Index dropped slightly again. The volume stayed above 10-session average, showing that the cash flow was still positive. Not just that, MA5, 20, and 50 tended to meet around MA200, showing that the main trend might still be Sideway within 1,073-1,132. Moreover, the index closed above MA5, and MA5 cut up to MA20, showing that the index might recover to upper line around 1,132 points, and the drop might only be a technical shake. For HNX. HNX-Index saw similar situation. It dropped again but still closed above MA5 and 20, showing that the drop might only be a technical shake and might move to challenge 234 points (MA100) is still there. In general, the market is still increasing to upper line of Sideway channel resistant after the drop of December 27. Therefore, investors might use the shake to restructure surfing portfolio.

**Recommending code:** QNS (Buy)

**Observing code:** GMD, AGR

(Details in page 2)

## RECOMMENDING CODES AS PER TECHNICAL SIGNS

## Codes of the day

No	Ticker	Recommend	Recommended date	Current Price	Operation Price	Current profit/loss	Target Price	Expected profit	Cut loss price	Expected Loss	Note
1	QNS	Buy	28/12/23	45.3	45.3	0.0%	50	10.4%	44	-2.9%	Might recover again

No	Ticker	Recommend	Recommended date	Current Price	Resistance	Cut loss	Technical sign
1	GMD	Observe to buy	28/12/23	71.8	77-78	68	Two correcting candles that are not too negative with smaller candle and vol. -> might only be technical correction after the strong gain, might consider buying at 70-70.5
2	AGR	Observe to buy	28/12/23	16.2	17.1-17.7	15.6	Collection at support level of 15.5-16 with exhausted vol. + the vol. increases in recent few sessions -> might soon start a new gaining trend

## List of recommended codes

No	Ticker	Recommend	Recommended date	Current Price	04/11/22	Current profit/loss	Target Price	Expected profit	Cut loss price	Expected Loss	Note
1	MBB	Buy	20/12/23	18.4	18.15	1.4%	19.4	6.9%	17.9	-1.4%	
2	PNJ	Buy	21/12/23	85.3	80.3	6.2%	92	14.6%	78.1	-3%	
3	MSN	Buy	22/12/23	67	63.7	5.2%	71.6	12.4%	59.9	-6%	
4	CTI	Buy	26/12/23	15.25	14.85	2.7%	17	14.5%	14	-6%	
5	VIB	Buy	27/12/23	19.2	19.15	0.3%	21.7	13.3%	18.4	-4%	

**DAILY NEWS****Domestic news****Overnight interest rate on interbank suddenly increased strongly**

According to most recent data from SBV, average VND interest rate on interbank on overnight term (main term with about 90% trading value) on December 25 increased to 0.74% from 0.25%/year at the end of last week. Currently, overnight loan interest rate increased by 0.6 percent-points from the end of November, 1-2-week term increased by about 1.24-1.4 percent-points.

Interest rate on other main terms also increased. Closing December 25, VND rate for terms of less than 1 month are: 1-week is 1.76% (+1/2% from the end of last week); 2-week is 1.74% (+0,57%); 1 month is 1.57% (+0,1%).

Increasing strongly in terms of less than 1 month, but the rate dropped on 3-month term by 0.46 percent-points from the end of November. This showed that interbank interest rate's growth is mainly short-term.

**In 2023, total registered FDI in Vietnam is nearly 36.6 billion USD, up by 32% YoY**

According to Foreign Investment Department (Ministry of Planning and Investment), as of December 20, total registered FDI in Vietnam is nearly 36.6 billion USD, up by 32% YoY. In which, total disbursement is about 23.2 billion USD, up by 3.5%.

In detail, new registered investment is nearly 20.19 billion USD, up by 62.2% with 3,188 projects, up by 56.6% YoY. Besides, there are 1,262 projects adding investment (+14%) with total added amount of over 7.9 billion USD, down by 22.1% YoY. Share purchase is over 8.5 billion USD, up by 65.7% YoY.

According to Department of Foreign Investment, new registered projects focused in HCMC, Hai Phong, Quang Ninh, Bac Giang, Thai Binh, Hanoi, Bac Ninh, Nghe An, Binh Duong, and Dong Nai. At the moment, these 10 provinces account 78.6% new projects and 74.4% capital of the country in the year.

In 2023, foreign investors invested in 18 sections, in which, processing and manufacturing is at the lead with 23.5 billion USD, accounting 64.2% and up by 39.9% YoY. Real estate is next with 4.67 billion USD – over 12.7% total registered investment, up by 4.8% YoY.

Singapore is at the lead with total investment of over 6.8 billion USD, accounting 18.6%, up by 5.4% YoY.

**Bond re-purchase increased, about 103 companies being late for paying bond interest and original**

In December, total successful company bond issuance is about over 16.7 trillion, up by 3 times YoY, down by 57% MoM. In 12 months 2023, total issuing value dropped by 1% YoY.

From the beginning of the year until December 22, State treasury total issuance is 296,678 billion dong of Government bond, completing 36% issuing target of Q4 and 74% of the year.

Finance – Banking still accounted strong weight of about 79% issuing value in the month, interest rate is about 5.1% - 7.5%. In which, Tien Phong joint stock bank issued the most with 6,298 billion, in which, 3 trillion dong of bond has interest rate of 5.8% and 3,298.1 billion dong at 7.03%; the term is 2-10 years. Highest interest rate is 12% from Vinhomes' offer of 2 trillion.

12-month company bond issuing value is 268 trillion, down by 1% YoY. Average interest rate in 12 months is 8.3%, higher than the average of 7.9% in 2022. From the beginning of the year until now, banking saw the highest issuing value of about 138.3 trillion (+1% YoY), accounting 51% total value.

In December, pre-mature bond reclaim is about over 21.2 trillion, up by 94% MoM).

From the beginning of the year until now, it is about 227 trillion. Pre-mature company bond reclaim increased by 1% YoY, in which, banking still accounted the highest at about 49% total value, Real estate and construction accounted 14% and 13%.

As of December 22, about 103 companies announced to delay original and interest payment. Total late payment value is about 192.6 trillion, accounting nearly 19% total company bond debt balance, in which, real estate still accounted the most at about 70% late payment value.

Source: Cafef, Fireant, Vietstock

## Listing Company News

### **A Big4 bank further lowered mobilizing interest rate from December 27, deposit in terms of less than 1 year is only 3.5%**

VietinBank released new interest rates from December 27 with a drop of 0.4-0.5%/year for terms of less than 12 months. Interest rate applied for terms of 1 to 3 months dropped from 2.6% to 2.2%/year; 3 to 6 months from 3% to 2.5%/year; 6 to 12 months from 4% to 3.5%/year.

Mobilizing interest rate of terms from 12 to 24 months stayed the same at 5%/year. At the same time, terms of 24 months and up also saw the highest rate of 5.3%/year.

This is the second drop in VietinBank in less than half a month. Previously, the bank lowered interest rate in terms of less than 13 months by 0.3-0.4 percent-points and maintained the rate in long terms.

VietinBank, Vietcombank, and Agribank are 3 banks out of 4 with highest deposit in the system. Most recent data released by this bank showed that as of the end of June, Agribank received over 1,686 trillion dong of deposit, in BIDV is 1,546 trillion, Vietcombank is 1,327 trillion and VietinBank is 1,310 trillion.

### **VGC: Viglacera set flat profit target at 1,216 billion in 2024**

Viglacera Corporation (HOSE: VGC) set revenue target at 13,468 billion, 14% lower than 2023. Along with it, EBT target is 1,216 billion, up slightly by 6 billion from 2023 target.

Besides, Viglacera also set parent company revenue target at 5 trillion and EBT at 1.1 trillion, 11.3% and 16% lower than 2023 targets.

### **Hoa Sen invested in new company to invest in real estate at the value of 1-3 trillion**

On December 26, BoM of Hoa Sen Group (HOSE: HSG) approved to invest 40% to found Hoa Sen Saigon, remaining 60% comes from other founders.

New company focuses in real estate investment, with target on real estate items of 1-3 trillion dong value to develop office – trading center – house projects.

Source: Cafef, Vietstock, Fireant

**MARKET STATISTICS****Statistics on matching trade****TOP 5 IMPACTING GAINERS**

HOSE			
Ticker	Closing (VND)	Change %	Impact %
MSN	67,000	1.21%	0.03%
TPB	17,350	2.06%	0.02%
BCM	62,600	0.48%	0.01%
HNG	4,280	7.00%	0.01%
VSH	47,800	2.80%	0.01%

HNX			
Ticker	Closing (VND)	Change %	Impact %
HTP	20,500	8.47%	0.05%
SHS	18,800	0.53%	0.03%
KSV	30,400	1.33%	0.03%
PMC	87,000	9.43%	0.02%
CDN	27,600	2.22%	0.02%

**TOP 5 IMPACTING DROPPERS**

HOSE			
Ticker	Closing (VND)	Change %	Impact %
SAB	62,100	-0.96%	-0.02%
LGC	51,200	-6.91%	-0.02%
VCB	82,700	-0.12%	-0.01%
VGC	53,600	-1.83%	-0.01%
FPT	96,900	-0.31%	-0.01%

HNX			
Ticker	Closing (VND)	Change %	Impact %
NVB	10,800	-4.42%	-0.09%
PTI	38,700	-7.42%	-0.08%
HUT	19,500	-1.02%	-0.06%
VNR	22,200	-3.48%	-0.04%
CEO	22,800	-0.87%	-0.03%

**TOP 5 IN MATCHING VOLUME**

HOSE			
Ticker	Closing (VND)	Change %	Volume (share)
VND	22,000	0.69%	21,421,940
VIX	17,100	0.00%	19,919,955
HAG	13,850	1.47%	19,870,707
HPG	27,750	-0.18%	19,860,170
GEX	23,350	-0.43%	19,831,615

HNX			
Ticker	Closing (VND)	Change %	Volume (share)
SHS	18,800	0.53%	14,868,378
CEO	22,800	-0.87%	8,090,760
MBS	22,800	0.44%	3,100,056
PVS	38,700	-0.26%	2,966,843
HUT	19,500	-1.02%	2,811,341

**TOP 5 IN MATCHING VALUE**

HOSE			
Ticker	Closing (VND)	Change %	Value (bil. VND)
HPG	27,750	-0.18%	553.5
SSI	32,800	0.15%	530.6
HCM	33,400	1.98%	481.0
VND	22,000	0.69%	475.2
GEX	23,350	-0.43%	466.3

HNX			
Ticker	Closing (VND)	Change %	Value (bil. VND)
SHS	18,800	0.53%	281.6
CEO	22,800	-0.87%	185.7
PVS	38,700	-0.26%	115.3
IDC	52,100	0.00%	85.5
MBS	22,800	0.44%	71.1

**Statistics on agreement trades****TOP 5 IN AGREEMENT TRADES**

HOSE		
Ticker	Agreement vol. (share)	Agreement value (bil. VND)
VHM	90,225,200	4,038.26
EIB	31,404,168	574.82
VPB	17,627,400	330.05
MSN	4,721,700	311.53
TCB	8,480,000	261.77

HNX		
Ticker	Agreement vol. (share)	Agreement value (bil. VND)
IDC	380,000	19.06
GKM	339,000	11.57
MST	1,215,000	6.32
SDT	1,161,000	5.22
DXP	274,700	3.85

## Statistics on foreign investors' trade

Exchange	Buying vol. (mil. share)	Buying value (bil. VND)	Selling vol. (mil. share)	Selling value (bil. VND)	Net selling/ buying value (mil. share)	Net selling/ buying value (bil. VND)
HOSE	34.73	953.08	32.50	838.98	2.24	114.10
HNX	0.62	14.67	0.60	19.09	0.02	(4.42)
<b>Total</b>	<b>35.35</b>	<b>967.75</b>	<b>33.10</b>	<b>858.07</b>	<b>2.25</b>	<b>109.68</b>



### TOP 5 BOUGHT-IN

HOSE				HNX			
Ticker	Closing (VND)	Buying vol. (share)	Buying value (bil. VND)	Ticker	Closing (VND)	Buying vol. (share)	Buying value (bil. VND)
FPT	96,900	935,800	97.32	PVS	38,700	130,000	5.07
HCM	33,400	2,393,579	79.93	IDC	52,100	64,900	3.38
MWG	42,850	1,577,400	67.58	TNG	20,100	110,100	2.24
FUEVFNVD	25,750	2,307,100	59.45	SHS	18,800	100,100	1.90
VHM	41,900	1,062,145	44.63	CEO	22,800	26,000	0.60

### TOP 5 SOLD-OUT

HOSE				HNX			
Ticker	Closing (VND)	Selling vol. (share)	Selling value (bil. VND)	Ticker	Closing (VND)	Selling vol. (share)	Selling value (bil. VND)
FPT	96,900	953,724	99.07	PVS	38,700	250,500	9.74
FUEVFNVD	25,750	2,424,570	62.46	CEO	22,800	143,200	3.29
VNM	67,500	731,129	49.52	VCS	54,900	48,600	2.66
CTG	26,850	1,818,300	48.82	SHS	18,800	50,300	0.95
MWG	42,850	1,055,100	45.24	IDC	52,100	14,445	0.75

### TOP 5 NET BUYING

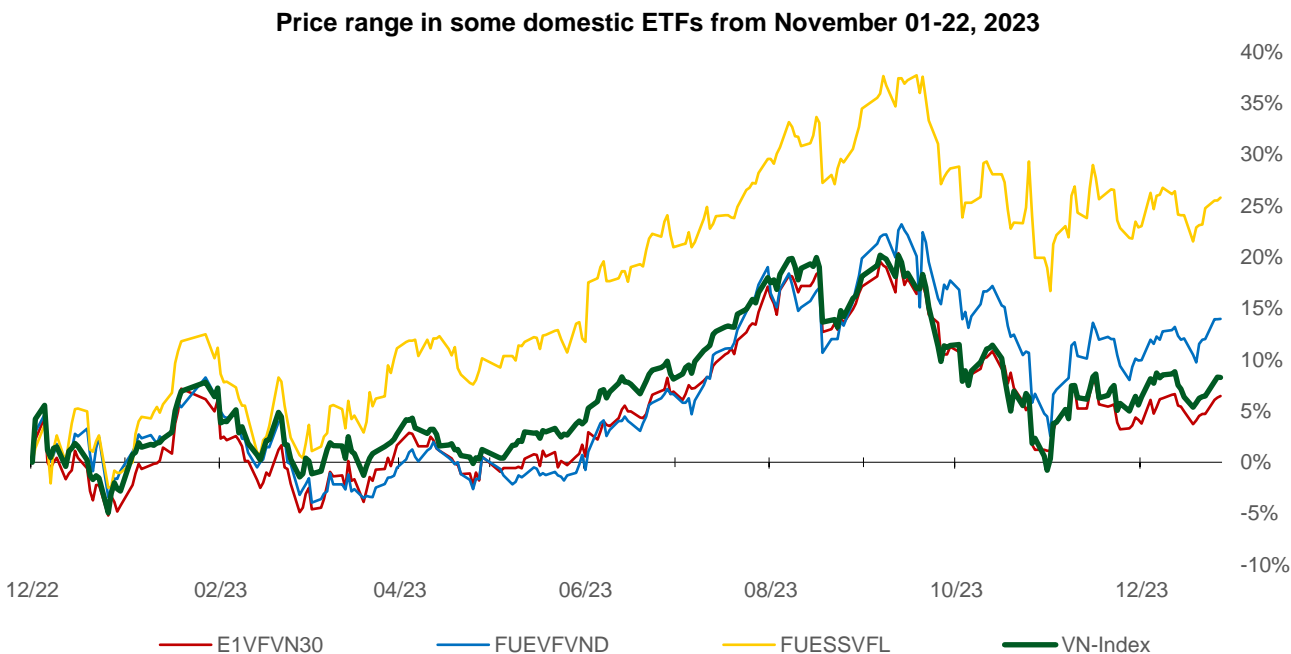
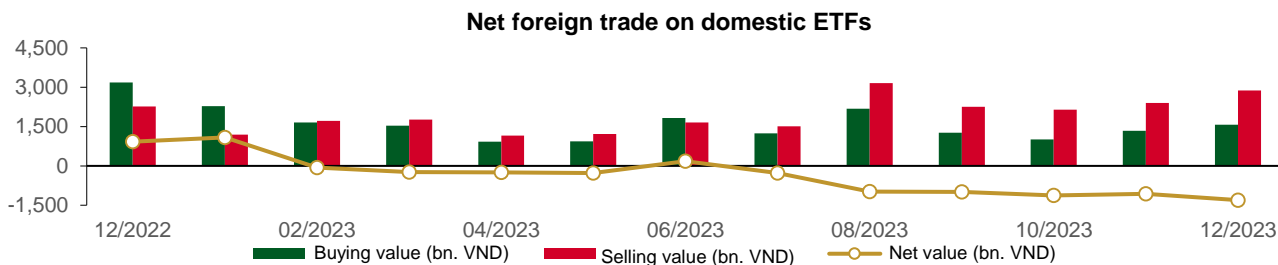
HOSE				HNX			
Ticker	Closing (VND)	Net vol. (share)	Net value (bil VND)	Ticker	Closing (VND)	Net vol. (share)	Net value (bil VND)
HCM	33,400	1,665,879	55.68	IDC	52,100	50,455	2.63
TPB	17,350	2,450,600	42.24	TNG	20,100	105,200	2.14
MSN	67,000	448,186	30.05	SHS	18,800	49,800	0.95
VHM	41,900	681,437	28.65	NRC	4,900	120,000	0.59
VCB	82,700	276,915	22.99	PVI	44,800	4,000	0.18

### TOP 5 NET SELLING

HOSE				HNX			
Ticker	Closing (VND)	Net vol. (share)	Net value (bil VND)	Ticker	Closing (VND)	Net vol. (share)	Net value (bil VND)
VNM	67,500	(523,529)	(35.44)	PVS	38,700	(120,500)	(4.68)
HDG	27,600	(789,500)	(22.21)	CEO	22,800	(117,200)	(2.69)
GMD	71,800	(285,305)	(20.52)	VCS	54,900	(48,400)	(2.65)
BID	43,000	(401,787)	(17.26)	PLC	31,100	(10,600)	(0.33)
NLG	37,100	(371,400)	(13.92)	NVB	10,800	(29,000)	(0.31)

### Statistics on domestic ETF share trade

PRICE					FOREIGN TRADE			
Ticker	Closing	Change	Volume	Value	Ticker	Buying	Selling	Net value
	VND	(%)	(share)	(bil VND)		(bil VND)	(bil VND)	(bil VND)
E1VFN30	19,270	0.2%	618,205	11.93	E1VFN30	10.84	9.12	1.71
FUEMAV30	13,280	0.2%	2,800	0.04	FUEMAV30	0.03	0.00	0.03
FUESSV30	13,770	0.2%	5,600	0.08	FUESSV30	0.04	0.02	0.02
FUESSV50	16,650	-0.8%	33,332	0.55	FUESSV50	0.01	0.31	(0.31)
FUESSVFL	18,240	0.2%	43,400	0.79	FUESSVFL	0.71	0.24	0.47
FUEVFN30	25,750	0.0%	2,746,827	70.78	FUEVFN30	59.45	62.46	(3.01)
FUEVN100	15,140	0.3%	52,612	0.80	FUEVN100	0.56	0.00	0.56
FUEIP100	8,060	0.0%	0	0.00	FUEIP100	0.00	0.00	0.00
FUEKIV30	7,370	1.0%	3,400	0.03	FUEKIV30	0.03	0.01	0.02
FUEDCMID	10,690	0.5%	2,800	0.03	FUEDCMID	0.01	0.00	0.01
FUEKIVFS	10,400	0.3%	200	0.00	FUEKIVFS	0.00	0.00	0.00
FUEMAVND	10,800	0.0%	0	0.00	FUEMAVND	0.00	0.00	0.00
FUEFCV50	12,780	-0.2%	5,100	0.07	FUEFCV50	0.00	0.00	0.00
FUEBFVND	12,510	0.0%	0	0.00	FUEBFVND	0.00	0.00	0.00
<b>Total</b>			<b>3,514,276</b>	<b>85.07</b>	<b>Total</b>	<b>71.67</b>	<b>72.16</b>	<b>(0.49)</b>



## Statistics on guaranteed warrant trade

Warrant code (*)	Closing rate (VND)	Change (%)	Matched volume	Day to maturity	Price (VND)	Theoretical buying rate (VND) (**)	Difference from closing rate (VND)	Operating price (VND)	Converting rate n:1	Matured date
CACB2303	430	0.0%	10,280	33	23,300	306	(124)	22,500	4.0	29/01/2024
CACB2304	1,470	0.0%	0	271	23,300	808	(662)	23,000	3.0	23/09/2024
CACB2305	700	7.7%	1,570	285	23,300	337	(363)	24,000	6.0	07/10/2024
CACB2306	1,630	0.6%	17,810	204	23,300	887	(743)	22,000	3.0	18/07/2024
CACB2307	700	1.5%	31,360	236	23,300	234	(466)	25,000	6.0	19/08/2024
CFPT2305	3,220	0.0%	430	110	96,900	3,056	(164)	67,210	9.9	15/04/2024
CFPT2307	2,390	-0.4%	9,420	33	96,900	2,283	(107)	79,070	7.9	29/01/2024
CFPT2308	2,220	0.5%	1,160	26	96,900	2,152	(68)	80,060	7.9	22/01/2024
CFPT2309	2,710	1.5%	12,770	127	96,900	2,268	(442)	80,060	7.9	02/05/2024
CFPT2310	2,680	-0.4%	49,430	218	96,900	1,940	(740)	84,510	7.9	01/08/2024
CFPT2311	1,190	-0.8%	8,820	78	96,900	954	(236)	88,960	9.9	14/03/2024
CFPT2312	1,900	-5.0%	10	41	96,900	1,327	(573)	91,530	4.9	06/02/2024
CFPT2313	1,440	2.1%	20,540	224	96,900	606	(834)	100,000	10.0	07/08/2024
CFPT2314	1,960	0.5%	17,730	377	96,900	854	(1,106)	100,000	10.0	07/01/2025
CFPT2315	3,270	0.0%	0	117	96,900	2,233	(1,037)	80,000	8.0	22/04/2024
CFPT2316	2,520	-0.4%	15,370	204	96,900	1,716	(804)	82,000	10.0	18/07/2024
CFPT2317	1,470	0.0%	34,020	328	96,900	492	(978)	101,000	15.0	19/11/2024
CHDB2304	830	2.5%	400	85	19,300	470	(360)	18,280	3.5	21/03/2024
CHDB2305	640	-1.5%	1,200	57	19,300	383	(257)	18,470	3.5	22/02/2024
CHDB2306	1,020	1.0%	3,000	180	19,300	446	(574)	19,340	3.5	24/06/2024
CHPG2307	1,250	0.8%	8,320	1	27,750	1,271	21	22,670	4.0	28/12/2023
CHPG2309	1,740	0.0%	62,160	147	27,750	1,708	(32)	24,000	3.0	22/05/2024
CHPG2312	970	1.0%	7,100	1	27,750	993	23	23,780	4.0	28/12/2023
CHPG2313	1,320	2.3%	23,230	63	27,750	1,215	(105)	23,330	4.0	28/02/2024
CHPG2314	3,350	0.0%	20,390	62	27,750	3,254	(96)	21,450	2.0	27/02/2024
CHPG2315	1,700	0.0%	0	176	27,750	819	(881)	27,780	4.0	20/06/2024
CHPG2316	1,250	0.0%	2,920	267	27,750	900	(350)	28,890	4.0	19/09/2024
CHPG2317	680	1.5%	1,860	57	27,750	573	(107)	26,890	4.0	22/02/2024
CHPG2318	560	0.0%	7,770	86	27,750	416	(144)	29,220	4.0	22/03/2024
CHPG2319	850	2.4%	4,710	180	27,750	596	(254)	30,110	4.0	24/06/2024
CHPG2321	1,730	0.6%	38,220	110	27,750	1,481	(249)	24,500	3.0	15/04/2024
CHPG2322	1,890	5.0%	27,570	201	27,750	1,309	(581)	30,000	2.0	15/07/2024
CHPG2324	470	0.0%	68,620	7	27,750	470	(0)	26,000	4.0	03/01/2024
CHPG2325	360	-2.7%	137,460	33	27,750	383	23	27,500	4.0	29/01/2024
CHPG2326	740	0.0%	33,800	127	27,750	725	(15)	27,500	4.0	02/05/2024
CHPG2327	510	-33.8%	3,290	26	27,750	372	(138)	29,000	2.0	22/01/2024
CHPG2328	1,560	-4.3%	220	127	27,750	1,225	(335)	28,500	2.0	02/05/2024
CHPG2329	2,040	-7.7%	4,750	218	27,750	1,573	(467)	29,000	2.0	01/08/2024
CHPG2330	360	-29.4%	11,940	78	27,750	334	(26)	31,000	3.0	14/03/2024
CHPG2331	840	1.2%	2,650	285	27,750	686	(154)	28,000	6.0	07/10/2024
CHPG2332	860	1.2%	1,620	316	27,750	689	(171)	28,500	6.0	07/11/2024
CHPG2333	870	1.2%	16,370	344	27,750	690	(180)	29,000	6.0	05/12/2024
CHPG2334	660	1.5%	9,990	377	27,750	522	(138)	29,500	8.0	07/01/2025
CHPG2335	670	9.8%	50	36	27,750	450	(220)	27,110	4.0	01/02/2024
CHPG2336	1,100	7.8%	10	127	27,750	655	(445)	28,110	4.0	02/05/2024
CHPG2337	1,140	0.0%	0	189	27,750	657	(483)	29,670	4.0	03/07/2024
CHPG2338	1,500	0.0%	520	281	27,750	823	(677)	30,000	4.0	03/10/2024
CHPG2339	4,200	0.0%	0	372	27,750	1,939	(2,261)	30,220	2.0	02/01/2025
CHPG2340	2,210	0.0%	0	117	27,750	1,395	(815)	25,000	3.0	22/04/2024
CHPG2341	2,150	0.5%	11,580	204	27,750	1,323	(827)	30,000	2.0	18/07/2024
CHPG2342	860	0.0%	46,940	328	27,750	645	(215)	24,000	10.0	19/11/2024
CMBB2305	440	-2.2%	45,710	1	18,400	468	28	14,420	8.5	28/12/2023
CMBB2306	1,590	0.0%	47,580	147	18,400	1,353	(237)	16,970	1.7	22/05/2024
CMBB2308	240	4.4%	131,370	33	18,400	162	(78)	18,500	4.0	29/01/2024



CMBB2309	460	2.2%	22,480	127	18,400	280	(180)	19,000	4.0	02/05/2024
CMBB2310	330	-34.0%	10	26	18,400	184	(146)	19,000	2.0	22/01/2024
CMBB2311	900	-3.2%	1,860	127	18,400	559	(341)	19,000	2.0	02/05/2024
CMBB2312	1,200	-4.0%	20	218	18,400	688	(512)	19,500	2.0	01/08/2024
CMBB2313	390	-25.0%	8,410	78	18,400	136	(254)	21,000	2.0	14/03/2024
CMBB2314	540	-1.8%	1,650	224	18,400	306	(234)	20,000	4.0	07/08/2024
CMBB2315	810	-1.2%	4,540	377	18,400	453	(357)	20,000	4.0	07/01/2025
CMBB2316	680	-8.1%	3,380	127	18,400	159	(521)	18,000	10.0	02/05/2024
CMBB2317	640	0.0%	36,350	236	18,400	255	(385)	20,000	5.0	19/08/2024
CMBB2318	980	-2.0%	13,890	267	18,400	562	(418)	18,000	4.0	19/09/2024
CMSN2302	1,660	-5.1%	2,950	147	67,000	1,183	(477)	66,000	6.0	22/05/2024
CMSN2305	320	10.3%	14,330	63	67,000	121	(199)	76,790	10.0	28/02/2024
CMSN2306	230	-34.3%	43,960	57	67,000	63	(167)	80,000	10.0	22/02/2024
CMSN2307	680	7.9%	4,100	180	67,000	242	(438)	83,000	10.0	24/06/2024
CMSN2309	50	-83.9%	179,680	33	67,000	7	(43)	85,000	8.0	29/01/2024
CMSN2310	50	-83.9%	26,220	26	67,000	6	(44)	83,000	8.0	22/01/2024
CMSN2311	650	12.1%	18,460	218	67,000	265	(385)	88,500	8.0	01/08/2024
CMSN2312	150	-72.2%	410	41	67,000	1	(149)	98,100	5.0	06/02/2024
CMSN2313	890	6.0%	1,670	285	67,000	483	(407)	80,000	10.0	07/10/2024
CMSN2314	230	-32.4%	800	36	67,000	33	(197)	79,000	10.0	01/02/2024
CMSN2315	530	8.2%	12,010	127	67,000	168	(362)	82,000	10.0	02/05/2024
CMSN2316	1,240	0.0%	0	281	67,000	384	(856)	83,980	10.0	03/10/2024
CMSN2317	2,030	2.5%	1,000	372	67,000	568	(1,462)	86,870	8.0	02/01/2025
CMWG2304	440	2.3%	6,510	1	42,850	463	23	33,680	19.8	28/12/2023
CMWG2305	2,390	-0.4%	72,670	147	42,850	2,227	(163)	35,660	4.0	22/05/2024
CMWG2307	80	-65.2%	19,240	33	42,850	39	(41)	50,000	8.0	29/01/2024
CMWG2308	60	-82.4%	37,610	26	42,850	18	(42)	52,000	5.0	22/01/2024
CMWG2309	390	-22.0%	58,010	127	42,850	225	(165)	54,000	5.0	02/05/2024
CMWG2310	720	-2.7%	3,760	218	42,850	425	(295)	54,500	5.0	01/08/2024
CMWG2311	50	-90.9%	89,140	41	42,850	9	(41)	58,900	3.0	06/02/2024
CMWG2312	720	-18.2%	5,970	118	42,850	255	(465)	56,000	3.0	23/04/2024
CMWG2313	800	-1.2%	3,700	224	42,850	539	(261)	50,000	6.0	07/08/2024
CMWG2314	640	0.0%	5,800	377	42,850	443	(197)	52,000	10.0	07/01/2025
CMWG2315	470	0.0%	1,130	127	42,850	108	(362)	48,890	20.0	02/05/2024
CMWG2316	820	0.0%	2,150	238	42,850	668	(152)	48,000	6.0	21/08/2024
CMWG2317	840	0.0%	0	117	42,850	288	(552)	50,000	6.0	22/04/2024
CMWG2318	1,770	-0.6%	18,350	204	42,850	984	(786)	42,000	6.0	18/07/2024
CNVL2303	710	0.0%	2,580	85	16,800	454	(256)	17,330	4.0	21/03/2024
CNVL2305	1,100	-0.9%	130	180	16,800	724	(376)	17,000	4.0	24/06/2024
CPDR2303	2,300	-2.1%	830	85	27,650	2,074	(226)	19,890	4.0	21/03/2024
CPDR2305	2,470	-0.4%	12,680	180	27,650	2,229	(241)	20,220	4.0	24/06/2024
CPOW2304	80	-65.2%	80,400	85	11,150	3	(77)	16,330	2.0	21/03/2024
CPOW2305	100	-56.5%	70	57	11,150	3	(97)	15,000	2.0	22/02/2024
CPOW2306	260	-3.7%	1,880	180	11,150	40	(220)	16,000	2.0	24/06/2024
CPOW2308	280	0.0%	10,340	110	11,150	98	(182)	12,000	5.0	15/04/2024
CPOW2309	240	-7.7%	13,870	140	11,150	61	(179)	14,500	2.0	15/05/2024
CPOW2310	50	-87.2%	780	26	11,150	2	(48)	14,000	1.0	22/01/2024
CPOW2311	40	-90.2%	12,490	41	11,150	1	(39)	15,500	1.0	06/02/2024
CPOW2312	270	-10.0%	2,740	36	11,150	63	(207)	12,220	2.0	01/02/2024
CPOW2313	900	0.0%	0	189	11,150	245	(655)	12,890	2.0	03/07/2024
CPOW2314	1,150	0.0%	0	281	11,150	332	(818)	13,110	2.0	03/10/2024
CPOW2315	1,340	0.0%	110	372	11,150	388	(952)	13,460	2.0	02/01/2025
CSHB2301	480	-2.0%	24,670	36	10,750	137	(343)	11,330	2.0	01/02/2024
CSHB2302	900	0.0%	0	127	10,750	247	(653)	12,000	2.0	02/05/2024
CSHB2303	1,210	0.0%	0	188	10,750	299	(911)	12,350	2.0	02/07/2024
CSHB2304	550	1.9%	1,250	189	10,750	161	(389)	11,670	5.0	03/07/2024
CSHB2305	570	0.0%	54,700	281	10,750	160	(410)	12,560	5.0	03/10/2024
CSHB2306	1,760	0.0%	0	372	10,750	479	(1,281)	12,780	2.0	02/01/2025
CSTB2305	20	-90.5%	16,310	1	27,400	1	(19)	29,110	5.0	28/12/2023
CSTB2306	1,100	-9.8%	23,740	147	27,400	982	(118)	30,000	2.0	22/05/2024

This news is distributed by Research Department – Phu Hung Securities JSC. All the above information is collected from trusted sources. However, because the stock market sees influences from many complicated factors and is hard to predict, investors must be responsible for their own investments.

CSTB2309	10	-95.0%	232,380	1	27,400	0	(10)	30,560	5.0	28/12/2023
CSTB2310	260	-3.7%	89,310	63	27,400	176	(84)	30,330	5.0	28/02/2024
CSTB2312	500	0.0%	0	176	27,400	269	(231)	33,330	5.0	20/06/2024
CSTB2313	620	0.0%	1,240	267	27,400	315	(305)	35,560	5.0	19/09/2024
CSTB2314	190	0.0%	5,020	57	27,400	86	(104)	32,220	5.0	22/02/2024
CSTB2315	170	-5.6%	21,610	86	27,400	85	(85)	34,330	5.0	22/03/2024
CSTB2316	360	-5.3%	8,840	180	27,400	171	(189)	36,330	5.0	24/06/2024
CSTB2318	470	-6.0%	27,320	140	27,400	332	(138)	32,000	4.0	15/05/2024
CSTB2319	760	1.3%	150	110	27,400	307	(453)	27,000	9.0	15/04/2024
CSTB2321	240	-38.5%	6,290	33	27,400	193	(47)	29,000	4.0	29/01/2024
CSTB2322	990	-11.6%	26,660	127	27,400	438	(552)	30,000	4.0	02/05/2024
CSTB2323	260	-25.7%	23,610	26	27,400	157	(103)	29,000	4.0	22/01/2024
CSTB2324	510	-1.9%	490	127	27,400	364	(146)	31,000	4.0	02/05/2024
CSTB2325	800	-10.1%	5,360	218	27,400	540	(260)	31,500	4.0	01/08/2024
CSTB2326	940	0.0%	0	118	27,400	452	(488)	33,000	2.0	23/04/2024
CSTB2327	460	0.0%	11,830	224	27,400	345	(115)	32,000	6.0	07/08/2024
CSTB2328	510	-10.5%	5,890	377	27,400	364	(146)	33,000	8.0	07/01/2025
CSTB2329	150	-54.6%	1,130	36	27,400	61	(89)	31,890	4.0	01/02/2024
CSTB2330	460	0.0%	95,310	127	27,400	202	(258)	34,000	4.0	02/05/2024
CSTB2331	520	-1.9%	111,060	189	27,400	225	(295)	35,000	5.0	03/07/2024
CSTB2332	700	-6.7%	85,210	281	27,400	322	(378)	35,890	5.0	03/10/2024
CSTB2333	3,270	0.0%	0	372	27,400	1,074	(2,196)	36,110	2.0	02/01/2025
CSTB2334	2,050	-9.3%	55,670	238	27,400	1,336	(714)	27,000	3.0	21/08/2024
CSTB2335	1,300	0.0%	0	117	27,400	450	(850)	31,000	3.0	22/04/2024
CSTB2336	550	-6.8%	14,000	142	27,400	322	(228)	31,000	5.0	17/05/2024
CSTB2337	1,020	1.0%	62,460	328	27,400	671	(349)	27,000	7.0	19/11/2024
CTCB2302	2,020	0.0%	18,400	147	30,850	1,722	(298)	27,000	3.0	22/05/2024
CTCB2304	130	-61.8%	25,030	33	30,850	72	(58)	34,500	4.0	29/01/2024
CTCB2305	330	-25.0%	500	26	30,850	185	(145)	32,000	4.0	22/01/2024
CTCB2306	860	-4.4%	5,700	127	30,850	552	(308)	32,000	4.0	02/05/2024
CTCB2307	1,060	1.0%	40	218	30,850	589	(471)	34,000	4.0	01/08/2024
CTCB2308	560	0.0%	0	78	30,850	135	(425)	37,000	3.0	14/03/2024
CTCB2309	1,350	-1.5%	2,660	271	30,850	822	(528)	35,000	3.0	23/09/2024
CTCB2310	480	-4.0%	19,150	285	30,850	321	(159)	35,000	8.0	07/10/2024
CTCB2311	1,800	0.0%	0	117	30,850	699	(1,101)	32,000	3.0	22/04/2024
CTPB2303	190	11.8%	12,540	1	17,350	214	24	15,810	7.2	28/12/2023
CTPB2304	650	6.6%	10,140	127	17,350	210	(440)	18,890	4.0	02/05/2024
CTPB2305	790	4.0%	11,460	189	17,350	255	(535)	19,330	4.0	03/07/2024
CTPB2306	2,090	0.0%	0	281	17,350	624	(1,466)	19,890	2.0	03/10/2024
CVHM2302	1,000	-3.9%	17,790	147	41,900	431	(569)	50,000	4.0	22/05/2024
CVHM2305	80	-63.6%	26,660	63	41,900	10	(70)	57,780	8.0	28/02/2024
CVHM2306	60	-73.9%	390	57	41,900	3	(57)	60,670	8.0	22/02/2024
CVHM2307	240	-14.3%	9,670	180	41,900	63	(177)	62,670	8.0	24/06/2024
CVHM2309	50	-76.2%	47,670	33	41,900	0	(50)	62,000	8.0	29/01/2024
CVHM2310	60	-82.4%	13,800	26	41,900	0	(60)	59,000	5.0	22/01/2024
CVHM2311	440	0.0%	26,950	218	41,900	185	(255)	60,500	5.0	01/08/2024
CVHM2312	300	-31.8%	4,050	127	41,900	123	(177)	56,000	5.0	02/05/2024
CVHM2313	530	0.0%	64,570	285	41,900	335	(195)	50,000	10.0	07/10/2024
CVHM2314	180	-10.0%	38,610	36	41,900	39	(141)	48,890	8.0	01/02/2024
CVHM2315	510	2.0%	9,750	127	41,900	161	(349)	50,890	8.0	02/05/2024
CVHM2316	760	2.7%	4,010	189	41,900	248	(512)	51,230	8.0	03/07/2024
CVHM2317	920	-5.2%	600	281	41,900	343	(577)	52,350	8.0	03/10/2024
CVHM2318	1,930	0.0%	0	372	41,900	677	(1,253)	53,460	5.0	02/01/2025
CVHM2319	840	0.0%	0	117	41,900	197	(643)	52,000	5.0	22/04/2024
CVIB2302	1,080	-5.3%	3,760	147	19,200	1,015	(65)	19,150	1.7	22/05/2024
CVIB2304	670	-4.3%	4,860	224	19,200	443	(227)	20,000	4.0	07/08/2024
CVIB2305	510	-1.9%	2,080	377	19,200	290	(220)	22,000	6.0	07/01/2025
CVIB2306	2,000	3.1%	500	238	19,200	1,703	(297)	17,000	2.0	21/08/2024
CVIB2307	860	2.4%	14,990	236	19,200	365	(495)	21,000	4.0	19/08/2024
CVIC2304	150	-42.3%	100	85	43,600	23	(127)	59,890	8.0	21/03/2024

CVIC2305	170	-37.0%	3,040	57	43,600	5	(165)	61,110	8.0	22/02/2024
CVIC2306	1,050	-8.7%	390	180	43,600	84	(966)	62,220	8.0	24/06/2024
CVIC2308	530	1.9%	115,750	224	43,600	319	(211)	50,000	10.0	07/08/2024
CVIC2309	580	1.8%	13,860	285	43,600	335	(245)	52,000	10.0	07/10/2024
CVIC2310	300	0.0%	10,290	36	43,600	48	(252)	50,000	8.0	01/02/2024
CVIC2311	420	2.4%	2,000	64	43,600	71	(349)	52,000	8.0	29/02/2024
CVIC2312	780	1.3%	140	189	43,600	216	(564)	52,350	10.0	03/07/2024
CVIC2313	990	-1.0%	2,220	281	43,600	295	(695)	53,460	10.0	03/10/2024
CVIC2314	2,670	0.0%	0	372	43,600	720	(1,950)	54,570	5.0	02/01/2025
CVNM2304	540	-3.6%	43,590	63	67,500	233	(307)	68,250	9.6	28/02/2024
CVNM2305	440	0.0%	8,880	57	67,500	131	(309)	70,500	9.6	22/02/2024
CVNM2306	860	0.0%	33,430	180	67,500	256	(604)	72,630	9.6	24/06/2024
CVNM2308	810	-4.7%	17,990	127	67,500	416	(394)	68,490	7.9	02/05/2024
CVNM2309	110	-79.3%	330	41	67,500	2	(108)	81,400	5.0	06/02/2024
CVNM2310	590	-11.9%	87,180	224	67,500	134	(456)	79,410	9.9	07/08/2024
CVNM2311	950	-2.1%	170	377	67,500	265	(685)	79,410	9.9	07/01/2025
CVNM2312	130	-59.4%	1,250	36	67,500	2	(128)	79,410	9.9	01/02/2024
CVNM2313	380	0.0%	26,410	127	67,500	24	(356)	83,360	9.9	02/05/2024
CVNM2314	1,050	0.0%	350	281	67,500	106	(944)	86,250	7.9	03/10/2024
CVNM2315	3,290	0.0%	0	372	67,500	284	(3,006)	88,230	4.0	02/01/2025
CVNM2316	1,340	-0.7%	30	117	67,500	535	(805)	64,520	9.9	22/04/2024
CVPB2304	150	7.1%	94,600	1	18,500	150	0	16,200	15.3	28/12/2023
CVPB2305	1,040	2.0%	13,250	110	18,500	760	(280)	17,160	2.9	15/04/2024
CVPB2308	60	-70.0%	94,420	33	18,500	32	(28)	20,970	3.8	29/01/2024
CVPB2309	250	0.0%	47,680	127	18,500	155	(95)	21,450	3.8	02/05/2024
CVPB2310	200	-53.5%	1,110	26	18,500	68	(132)	20,490	1.9	22/01/2024
CVPB2311	1,030	1.0%	300	127	18,500	598	(432)	19,540	1.9	02/05/2024
CVPB2312	1,380	5.3%	20	218	18,500	773	(607)	20,020	1.9	01/08/2024
CVPB2313	380	0.0%	0	41	18,500	12	(368)	23,260	1.9	06/02/2024
CVPB2314	340	-2.9%	5,870	224	18,500	195	(145)	22,880	3.8	07/08/2024
CVPB2315	370	-5.1%	85,880	377	18,500	213	(157)	23,350	5.7	07/01/2025
CVPB2316	370	8.8%	27,020	127	18,500	87	(283)	22,360	4.8	02/05/2024
CVPB2317	490	-2.0%	200	189	18,500	157	(333)	22,880	3.8	03/07/2024
CVPB2318	670	-1.5%	170	281	18,500	225	(445)	23,420	3.8	03/10/2024
CVPB2319	2,500	4.2%	1,400	372	18,500	566	(1,934)	23,950	1.9	02/01/2025
CVPB2320	830	0.0%	0	117	18,500	221	(609)	20,970	2.9	22/04/2024
CVPB2321	580	0.0%	31,770	236	18,500	345	(235)	18,000	7.0	19/08/2024
CVPB2322	800	-1.2%	14,650	267	18,500	427	(373)	20,000	4.0	19/09/2024
CVRE2303	900	-8.2%	2,790	147	23,250	536	(364)	25,000	3.0	22/05/2024
CVRE2306	60	-73.9%	20,100	63	23,250	26	(34)	29,330	5.0	28/02/2024
CVRE2307	70	-65.0%	570	57	23,250	12	(58)	30,330	5.0	22/02/2024
CVRE2308	280	-15.2%	20,490	180	23,250	99	(181)	31,330	5.0	24/06/2024
CVRE2310	30	-78.6%	236,320	33	23,250	2	(28)	30,000	6.0	29/01/2024
CVRE2311	30	-86.4%	7,960	26	23,250	4	(26)	29,000	4.0	22/01/2024
CVRE2312	420	-14.3%	1,230	127	23,250	193	(227)	27,500	4.0	02/05/2024
CVRE2313	550	3.8%	15,670	218	23,250	238	(312)	29,500	4.0	01/08/2024
CVRE2314	20	-92.9%	4,210	41	23,250	0	(20)	34,100	3.0	06/02/2024
CVRE2315	300	-3.2%	9,380	285	23,250	151	(149)	30,000	8.0	07/10/2024
CVRE2316	210	-4.6%	460	36	23,250	10	(200)	29,000	4.0	01/02/2024
CVRE2317	300	-14.3%	38,530	127	23,250	97	(203)	30,000	4.0	02/05/2024
CVRE2318	490	0.0%	6,120	189	23,250	144	(346)	31,000	4.0	03/07/2024
CVRE2319	740	0.0%	0	281	23,250	225	(515)	31,780	4.0	03/10/2024
CVRE2320	2,680	0.0%	0	372	23,250	607	(2,073)	32,330	2.0	02/01/2025
CVRE2321	570	0.0%	0	86	23,250	69	(501)	29,000	4.0	22/03/2024
CVRE2322	1,340	0.0%	46,340	204	23,250	807	(533)	24,000	3.0	18/07/2024

(\*) All are buying stock rights, conducted in European style and payment method is in cash

(\*\*) PHS evaluates in Black-Scholes model

## LIST OF CODES ANALYZED

Ticker	Exchange	Market price	Reasonable price *	Report date	2022F EAT (bil. VND)	PE forward	PB forward
<a href="#">GAS</a>	HOSE	76,300	87,300	19/12/2023	12,352	16.5	2.8
<a href="#">BID</a>	HOSE	43,000	55,800	07/12/2023	25,522	11.0	1.8
<a href="#">FRT</a>	HOSE	103,100	117,700	07/12/2023	305	45.5	9.3
<a href="#">NLG</a>	HOSE	37,100	40,600	07/12/2023	631	18.5	1.5
<a href="#">TCM</a>	HOSE	40,800	55,300	28/11/2023	221	15.5	1.7
<a href="#">DPR</a>	HOSE	31,200	44,000	27/11/2023	300	10.4	1.1
<a href="#">GEG</a>	HOSE	13,250	18,900	23/11/2023	208	18.8	1.6
<a href="#">MWG</a>	HOSE	42,850	65,900	17/11/2023	356	165.2	2.5
<a href="#">SIP</a>	HOSE	58,500	83,400	17/11/2023	1,123	9.7	3.1
<a href="#">DPM</a>	HOSE	33,400	35,000	15/11/2023	900	13.1	1.2
<a href="#">SAB</a>	HOSE	62,100	88,050	15/11/2023	5,639	17.7	3.7
<a href="#">VCB</a>	HOSE	82,700	87,300	14/11/2023	37,497	13.0	2.2
<a href="#">STK</a>	HOSE	25,800	34,450	13/11/2023	82	19.3	1.3
<a href="#">TCB</a>	HOSE	30,850	45,100	10/11/2023	18,401	7.0	1.0
<a href="#">FMC</a>	HOSE	44,850	59,400	07/11/2023	272	10.4	1.3
<a href="#">DCM</a>	HOSE	32,300	38,900	25/10/2023	1,823	11.3	1.9
<a href="#">KDH</a>	HOSE	30,650	40,900	23/10/2023	1,008	29.1	2.1
<a href="#">VCG</a>	HOSE	24,450	33,000	18/10/2023	492	30.9	1.7
<a href="#">VRE</a>	HOSE	23,250	39,400	16/10/2023	4,036	22.7	2.6
<a href="#">POW</a>	HOSE	11,150	14,800	22/09/2023	1,817	23.6	1.1
<a href="#">VPB</a>	HOSE	18,500	24,400	21/09/2023	14,007	11.8	1.0
<a href="#">ANV</a>	HOSE	31,050	44,600	20/09/2023	574	10.3	1.7
<a href="#">BSR</a>	UPCOM	18,620	20,200	30/08/2023	7,288	8.7	1.1
<a href="#">VNM</a>	HOSE	67,500	73,100	25/08/2023	9,365	16.3	4.9
<a href="#">MSH</a>	HOSE	37,600	49,350	23/08/2023	270	13.7	2.0
<a href="#">DGW</a>	HOSE	52,500	50,800	14/08/2023	440	18.8	3.1
<a href="#">IDC</a>	HNX	52,100	48,527	03/08/2023	48,527	6.1	2.8
<a href="#">PNJ</a>	HOSE	85,300	89,000	03/08/2023	1,729	12.2	3.0
<a href="#">NT2</a>	HOSE	23,550	32,500	02/08/2023	671	13.9	2.1
<a href="#">STB</a>	HOSE	27,400	38,000	14/07/2023	7,259	9.9	1.6
<a href="#">PLX</a>	HOSE	34,450	45,100	05/07/2023	3,513	18.3	2.5
<a href="#">ACB</a>	HOSE	23,300	25,400	30/06/2023	14,955	6.6	1.3
<a href="#">CTG</a>	HOSE	26,850	39,700	13/06/2023	19,121	10.0	1.5
<a href="#">MBB</a>	HOSE	18,400	27,200	13/06/2023	21,242	5.8	1.2
<a href="#">HDB</a>	HOSE	19,300	23,170	13/06/2023	10,216	6.2	1.3
<a href="#">TPB</a>	HOSE	17,350	24,000	13/06/2023	6,732	5.7	1.0
<a href="#">OCB</a>	HOSE	13,300	22,700	13/06/2023	4,354	7.2	1.1
<a href="#">VIB</a>	HOSE	19,200	29,300	13/06/2023	9,378	6.6	1.5
<a href="#">LPB</a>	HOSE	15,700	18,800	13/06/2023	4,925	6.6	1.1
<a href="#">MSB</a>	HOSE	12,800	21,900	13/06/2023	4,803	9.1	1.4
<a href="#">SHB</a>	HOSE	10,750	15,600	13/06/2023	8,035	6.0	0.9
<a href="#">DHG</a>	HOSE	101,000	111,600	13/06/2023	1,061	13.8	3.0
<a href="#">IMP</a>	HOSE	55,900	68,000	13/06/2023	286	15.9	2.2
<a href="#">QTP</a>	UPCOM	14,483	23,900	13/06/2023	1,300	8.3	1.6
<a href="#">PVS</a>	HNX	38,700	30,700	13/06/2023	1,059	16.8	1.2
<a href="#">MPC</a>	UPCOM	17,161	19,200	13/06/2023	597	12.9	1.3
<a href="#">VHM</a>	HOSE	41,900	83,100	13/06/2023	29,034	12.5	2.3
<a href="#">KBC</a>	HOSE	31,500	32,000	13/06/2023	2,073	11.9	1.3
<a href="#">HPG</a>	HOSE	27,750	35,400	13/06/2023	7,698	16.6	1.2
<a href="#">SBT</a>	HOSE	13,250	16,700	13/06/2023	827	15.7	1.1
<a href="#">PVI</a>	HNX	44,800	47,002	19/12/2022	996	13.8	1.3
<a href="#">BMI</a>	HOSE	21,300	25,190	19/12/2022	427	9.0	1.0
<a href="#">BVH</a>	HOSE	39,550	70,900	19/12/2022	2,967	17.7	2.3

<a href="#">VHC</a>	HOSE	74,200	69,000	19/12/2022	1,510	8.4	1.5
<a href="#">SZC</a>	HOSE	44,600	42,700	19/12/2022	585	7.5	2.6
<a href="#">GVR</a>	HOSE	20,250	29,755	19/12/2022	5,521	27.8	2.1
<a href="#">LHG</a>	HOSE	29,400	42,250	19/12/2022	653	3.5	1.2
<a href="#">PVT</a>	HOSE	26,600	26,900	19/12/2022	831	14.1	1.2
<a href="#">TRA</a>	HOSE	86,700	117,400	19/12/2022	349	13.9	2.8

Source: PHS

\*Reasonable price hasn't been adjusted with operated rights after reporting date

### **Analyst Certification**

The report is made by Pham Quang Chuong, analyst – Phu Hung Securities Joint Stock Company. Each research analyst(s), strategist(s) or research associate(s) responsible for the preparation and content of all or any identified portion of this research report hereby certifies that, with respect to each issuer or security or any identified portion of the report with respect to each issuer or security that the research analyst, strategist or research associate covers in this research report, all of the views expressed by that research analyst, strategist or research associate in this research report accurately reflect their personal views about those issuer(s) or securities. Each research analyst(s), strategist(s) or research associate(s) also certify that no part of their compensation was, is, or will be, directly or indirectly, related to the specific recommendation(s) or view(s) expressed by that research analyst, strategist or research associate in this research report.

### **Ratings Definition**

Buy = higher than domestic market by over 10%  
Hold = similar to domestic market at the rate of +10% ~ -10%  
Sell = lower than domestic market by below 10%  
No rating = the code is not rated in Phu Hung or not yet listed  
The performance is determined by total recollection in 12 months (including dividend).

### **Analyst Certification**

This information has been compiled from sources we believe to be reliable, but we do not hold ourselves responsible for its completeness or accuracy. It is not an offer to sell or solicitation of an offer to buy any securities. Phu Hung Securities and its affiliates and their officers and employees may or may not have a position in or with respect to the securities mentioned herein. Phu Hung Securities (or one of its affiliates) may from time to time perform investment banking or other services or solicit investment banking or other business for any company mentioned in this report. All opinions and estimates included in this report constitute our judgment as of this date and are subject to change without notice.

#### **© Phu Hung Securities Corporation**

F21, Phu My Hung Tower, 08 Hoang Van Thai, Tan Phu Ward, District 7, HCMC  
Phone: (84-28) 5 413 5479 Fax: (84-28) 5 413 5472  
Customer Service: (84-28) 5 411 8855 Call Center: (84-28) 5 413 5488  
E-mail: [info@phs.vn](mailto:info@phs.vn) / [support@phs.vn](mailto:support@phs.vn) Web: [www.phs.vn](http://www.phs.vn)

#### **Phu My Hung Trading office**

Ground Floor, CR2-08, 107 Ton  
Dat Tien, Tan Phu Ward, District 7,  
Ho Chi Minh City  
Tel: (84-28) 5 413 5478  
Fax: (84-28) 5 413 5473

#### **District 3 Branch**

4th & 5th Floor, 458 Nguyen  
Thi Minh Khai, Ward 2,  
District 3, Ho Chi Minh City  
Tel: (84-28) 3 820 8068  
Fax: (84-28) 3 820 8206

#### **Thanh Xuan Branch**

5th Floor, UDIC Complex Building, N04  
Hoang Dao Thuy, Trung Hoa Ward, Cau  
Giay District, Ha Noi  
Tel: (84-24) 6 250 9999  
Fax: (84-24) 6 250 6666

#### **Tan Binh Branch**

Park Legend Building, 251 Hoang  
Van Thu Street, Ward 2, Tan Binh  
District, Ho Chi Minh City  
Tel: (84-28) 3 813 2401  
Fax: (84-28) 3 813 2415

#### **Hanoi Branch**

5th Floor, Vinafor Building,  
No.127 Lo Duc, Dong Mac  
Ward, Hai Ba Trung District,  
Ha Noi  
Tel: (84-24) 3 933 4566  
Fax: (84-24) 3 933 4820

#### **Hai Phong Branch**

2nd Floor, Building No.18 Tran Hung  
Dao, Hoang Van Thu Ward, Hong Bang  
District, Hai Phong  
Tel: (84-225) 384 1810  
Fax: (84-225) 384 1801

#### **District 1 Branch**

Room 1003A, 10th Floor, No. 81-  
83-83B-85 Ham Nghi Street,  
Nguyen Thai Binh Ward, District 1,  
Ho Chi Minh City  
Tel: ((84-28) 3 535 6060  
Fax: (84-28) 3 535 2912