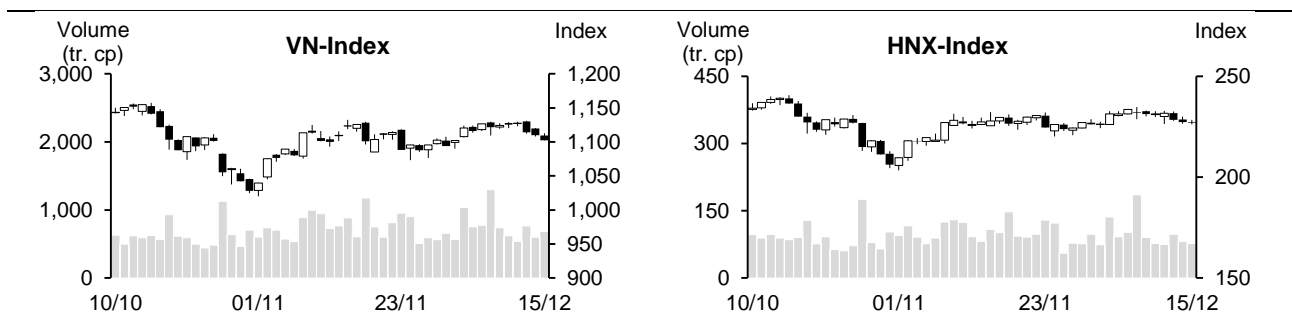


15/12/2023	HOSE		VN30		HNX	
	Value	Change %	Value	Change %	Value	Change %
Closing rate	1,102.30	-0.71%	1,097.40	-0.64%	227.02	-0.09%
Total volume (mil. shares)	749.99	10.10%	206.02	2.17%	80.28	-8.27%
Matched volume (mil. shares)	684.61	13.33%	180.91	16.38%	76.85	-5.55%
20-session average (mil. shares)	736.46	-7.04%	168.10	7.62%	96.47	-20.34%
Total value (bil dong)	15,889	8.18%	6,134	3.31%	1,644	-5.08%
Matched value (bil dong)	14,171	16.58%	5,306	24.26%	1,539	-3.72%
20-session average (bil dong)	15,113	-6.24%	4,834	9.78%	1,914	-19.60%
	Weight %		Weight %		Weight %	
Number of gainers	162	28%	5	17%	70	31%
Number of droppers	338	58%	20	67%	91	40%
Stand still codes	87	15%	5	17%	65	29%



REMARKABLE POINTS ON THE MARKET

Dropping trend slowed down, VN-Index nearly lost 1,000 points on Friday. The liquidity dropped further and foreign investors still sold, main indexes saw dropping pressure in most trading time. However, similar like recent sessions, most groups dropped with a small range. The market was remarkable at the end since it was time for foreign ETFs' review. Foreign investors' pressure increased remarkably in ATC so many pillars dropped, especially VCB, MSN, VPB, and HPG. On the other side, some names with strong net buying were NVL and VND that gained positively. For the groups, securities was a rare positive group today.

TECHNICAL POINT OF VIEW

In technical term, VN-Index saw the 3rd drop in a row. The volume stayed below 10 and 20-session average, showing that the cash flow is still cautious. Meanwhile, MA5, 20, and 50 tended to meet around MA200, showing that the index hasn't escaped sideways within the range from 1,073-1,132 points. At the same time, the index created the 3rd dropping candle in a row and closed below MA50, and MACD showed sign of cutting down to below Signal, showing selling sign, and correcting pressure is getting stronger with stronger risk of dropping to lower support level around 1,073 points. For HNX, HNX-Index saw similar situation. It also dropped and stayed below MA20, and RSI dropped to below Midline, showing stronger correcting pressure and the index might drop to support level of 220 points (closest bottom). In general, the market is seeing risk of correcting to Sideway channel lower line after the drop on December 15. Therefore, investors should keep the weight at below average to create positive positions when the market corrects to strong support level.

Recommending code: BMI (Sell)

Observing code: HSG, TIP

(Details in page 2)

RECOMMENDING CODES AS PER TECHNICAL SIGNS

Codes of the day

No	Ticker	Recommend	Recommended date	Current Price	Operation Price	Current profit/loss	Target Price	Expected profit	Cut loss price	Expected Loss	Note
1	BMI	Sell	18/12/23	20.8	21.2	-1.9%	23.1	9.0%	20.6	-2.8%	Weakening sign

No	Ticker	Recommend	Recommended date	Current Price	Resistance	Cut loss	Technical sign
1	HSG	Observe to buy	18/12/23	20.85	22.2	19.9	Correction with smaller candle and vol. + to demand level of 20-20.7, creating a Spinning candle -> might see short-term recovery again
2	TIP	Observe to buy	18/12/23	24.2	26	23.4	Correction with smaller candle and vol. + to demand level of 23.5-24, creating Doji struggling candle -> might see short-term recovery again

List of recommended codes

No	Ticker	Recommend	Recommended date	Current Price	04/11/22	Current profit/loss	Target Price	Expected profit	Cut loss price	Expected Loss	Note
1	FPT	Buy	01/12/23	96.2	91.9	4.7%	100.8	9.7%	89	-3.2%	
2	VNM	Buy	04/12/23	68.1	68.4	-0.4%	73.2	7.0%	65.9	-4%	
3	BVH	Buy	12/12/23	39.5	40.05	-1.4%	43.7	9.1%	38.8	-3%	

DAILY NEWS**Domestic news****Top 5 provinces with highest export value in 11 months 2023**

According to most recent data from General Department of Customs, import-export in 11 months 2023 is 60.88 billion USD, down by 1.4% MoM and up by 5.9% YoY.

For export, the report showed that export value in November 2023 is about 31.08 billion USD, down by 3.6% MoM.

By province and city, General Department of Customs' report showed that in November 2023 alone, 5 provinces with highest export value are HCMC (3.62 billion USD), Bac Ninh (3.4 billion USD), Hai Phong (2.9 billion USD), Binh Duong (2.6 billion USD), and Bac Giang (2.3 billion USD). In 11 months, HCMC saw the highest export value of 38.5 billion USD.

For import, import value in November is about 29.8 billion USD, up by 1% MoM.

By province and city, the report showed that in November 2023 alone, 5 provinces with highest import value are HCMC (4.9 billion USD), Hanoi (3.36 billion USD), Bac Ninh (3.12 billion USD), Hai Phong (2.4 billion USD), and Binh Duong (1.98 billion USD).

In 11 months 2023, HCMC saw the highest import value of 50.4 billion USD.

In 11 months 2023, total import-export value is 619.17 billion USD, down by 8.3% YoY. In which, export value is about 322.50 billion USD, down by 5.9% YoY, import value is about 296.67 billion USD, down by 10.7% YoY. Trade balance in 11 months 2023 expects export surplus of 25.83 billion USD.

Vietnam is still the 4th supplier for America

In October 2023, Vietnam is still the 4th shrimp supplier for America with 6,755 tons for 71.3 million USD, up by 30% in volume and 17% in value YoY. Average export value is 10.57 USD/kg, down by 10%. In 10 months, America imported 50,635 tons of shrimp from Vietnam, value is 541.2 million USD, down by 17% in volume and 24% in value YoY.

SJC gold price suddenly increased strongly

SJC gold price on December 15 increased by 500,000 dong/tael to 74 million, gold ring to above 62 million dong/tael. Saigon Jewelry listed SJC gold price at 73.3-74.3 million dong/tael, 500,000 dong higher than yesterday morning. Doji group listed SJC at around 73.2-74.3 million dong/tael, 400,000 dong higher on buying and 500,000 dong higher on selling side. Buying-selling difference is 1.1 million dong/tael.

On monetary market, on December 15, SBV listed center rate at 23,882 dong/USD, down by 72 dong/USD from yesterday morning. In commercial banks, USD rate increased to 24,050 – 24,420 dong/USD buying-selling, down by 20 dong/USD.

Fuel price dropped strongly by nearly 1,000 dong/litre, RON 92 is only 20,500 dong/litre

Ministry of Finance and Ministry of Industry and Trade released information on adjusting oil price from 15:00 on December 14. Accordingly, the Ministries decided to lower E5 RON 92 by 780 dong/litre and RON 95 by 920 dong/litre. After adjusting, maximum retail price for E5 RON 92 is 20,510 dong/litre and RON 95 is 21,400 dong/litre. Similarly, diesel price dropped by 710 dong to 19,010 dong/litre.

Source: Cafef, Vietstock, Fireant

Listing Company News

FPT EAT growth in 11 months is 19%, collecting nearly 1 billion USD from abroad

FPT released 11-month results, in which, revenue and EBT in 11 months reached 47,201 and 8,545 billion, up by 20.3% and 19.2% YoY. Parent company EAT and EPS reached 6,027 billion and 4,757 dong/share, up by about 19%. Comparing to target, FPT completed 90.3% revenue and 94.4% profit year-targets. Expectedly in November 2023, FPT revenue is over 4,700 and EBT is nearly 860 billion.

After 11 months, Technology (including domestic and abroad IT services) is still the main section, contributing 59% revenue and 46% EBT. Revenue is 27,980 billion and EBT is 3,956 billion, up by 23% and 21% YoY.

Market price is nearly 80,000 dong/share, PNJ staffs can buy ESOP shares at positive price

Phu Nhuan Jewelry (HOSE: PNJ) will issue nearly 6.6 million ESOP shares or 2% outstanding shares at 20,000 dong/share. Share purchase depositing time is December 15 – 29, 2023.

This is the target approved by PNJ annual shareholder board on April 27, 2023. Participants are PNJ main leaders and member companies with positive contribution in 2023 in completing and surpassing 2022 business targets.

However, 100% ESOP shares will see transfer limit of 12 months, 70% shares will see transfer limit of 24 months and 40% of 36 months.

If succeed, PNJ might collect over 131 billion and chartered capital will also increase from nearly 3,282 to over 3,347 billion.

EVNGENCO 3 pays 2023 dividend, EVN has big benefit

EVNGENCO 3 will soon advance 2023 cash dividend at the rate of 6.66%. With over 1.1 billion outstanding shares, EVNGENCO 3 (HOSE: PGV) needs to spend over 748 billion on this payment. Record date is December 29, 2023, payment time is March 04, 2024. Currently, EVN is parent company with 99.19% capital of PGV, expecting to collect over 742 billion.

This is the first dividend advance in PGV 2023 profit distributing plan. Previously, 2023 general meeting approved this year profit distributing solution with cash dividend of 11% (1,100 dong per share).

In 9 months, PGV revenue increased by nearly 3% YoY to nearly 36 trillion. However, cost increased strongly so gross profit dropped by over 3% to about 4 trillion. Finance expense increased by 21% to nearly 2.7 trillion, mainly because of loan interest expense increasing. At the end, PGV net profit is over 1.2 trillion, down by 27%.

Source: Fireant, Vietstock

MARKET STATISTICS**Statistics on matching trade****TOP 5 IMPACTING GAINERS**

HOSE			
Ticker	Closing (VND)	Change %	Impact %
NVL	16,900	3.68%	0.03%
ACB	22,750	1.11%	0.02%
VND	21,800	1.63%	0.01%
HCM	31,500	2.44%	0.01%
HDB	19,000	0.53%	0.01%

HNX			
Ticker	Closing (VND)	Change %	Impact %
MBS	22,600	2.73%	0.09%
SHS	18,500	1.65%	0.08%
MVB	20,900	5.03%	0.03%
CEO	22,800	0.88%	0.03%
VIT	14,700	9.70%	0.02%

TOP 5 IMPACTING DROPPERS

HOSE			
Ticker	Closing (VND)	Change %	Impact %
VCB	82,200	-2.61%	-0.27%
MSN	63,000	-3.08%	-0.06%
VPB	18,700	-1.58%	-0.05%
GAS	76,000	-1.17%	-0.05%
BCM	62,000	-2.67%	-0.04%

HNX			
Ticker	Closing (VND)	Change %	Impact %
IDC	50,500	-1.37%	-0.08%
CDN	26,500	-4.68%	-0.04%
HTP	13,000	-9.72%	-0.04%
PVS	37,500	-0.53%	-0.03%
HUT	19,500	-0.51%	-0.03%

TOP 5 IN MATCHING VOLUME

HOSE			
Ticker	Closing (VND)	Change %	Volume (share)
NVL	16,900	3.68%	38,521,925
VND	21,800	1.63%	37,994,591
HPG	26,800	-0.92%	34,693,422
HAG	13,050	-2.97%	33,883,568
HQC	4,440	6.99%	29,489,026

HNX			
Ticker	Closing (VND)	Change %	Volume (share)
SHS	18,500	1.65%	17,653,305
CEO	22,800	0.88%	15,058,563
HUT	19,500	-0.51%	6,975,925
MBS	22,600	2.73%	5,126,636
PVS	37,500	-0.53%	4,550,631

TOP 5 IN MATCHING VALUE

HOSE			
Ticker	Closing (VND)	Change %	Value (bil. VND)
HPG	26,800	-0.92%	934.9
VND	21,800	1.63%	827.2
NVL	16,900	3.68%	642.0
SSI	31,800	-0.63%	635.8
DIG	25,200	0.40%	476.1

HNX			
Ticker	Closing (VND)	Change %	Value (bil. VND)
CEO	22,800	0.88%	343.0
SHS	18,500	1.65%	324.8
PVS	37,500	-0.53%	171.7
HUT	19,500	-0.51%	136.7
IDC	50,500	-1.37%	132.2

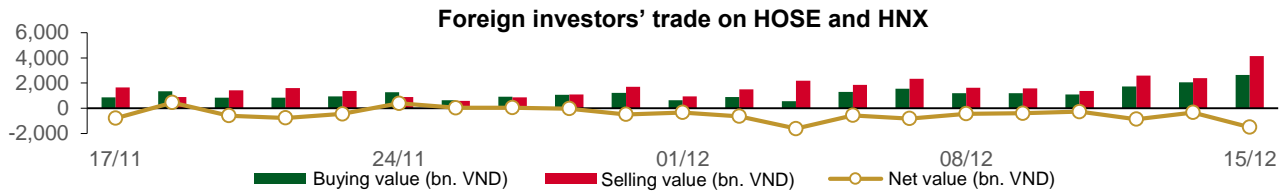
Statistics on agreement trades**TOP 5 IN AGREEMENT TRADES**

HOSE		
Ticker	Agreement vol. (share)	Agreement value (bil. VND)
MWG	5,822,000	245.02
KOS	4,950,200	188.19
MBB	7,095,340	136.94
PET	4,800,000	126.48
MSB	9,543,000	122.22

HNX		
Ticker	Agreement vol. (share)	Agreement value (bil. VND)
GKM	1,858,000	60.00
PMC	400,000	31.80
DNP	176,600	3.94
HUT	170,000	3.66
MST	693,100	3.47

Statistics on foreign investors' trade

Exchange	Buying vol. (mil. share)	Buying value (bil. VND)	Selling vol. (mil. share)	Selling value (bil. VND)	Net selling/ buying value (mil. share)	Net selling/ buying value (bil. VND)
HOSE	97.38	2,476.65	141.97	3,944.75	(44.59)	(1,468.11)
HNX	6.59	172.33	7.58	196.28	(0.99)	(23.94)
Total	103.97	2,648.98	149.55	4,141.03	(45.58)	(1,492.05)



TOP 5 BOUGHT-IN

HOSE				HNX			
Ticker	Closing (VND)	Buying vol. (share)	Buying value (bil. VND)	Ticker	Closing (VND)	Buying vol. (share)	Buying value (bil. VND)
VND	21,800	14,461,517	315.40	CEO	22,800	5,735,000	130.76
MWG	40,750	6,290,900	262.67	IDC	50,500	803,083	40.77
NVL	16,900	14,421,600	243.38	PVS	37,500	6,149	0.23
VIC	43,700	3,805,600	166.28	MBS	22,600	7,600	0.17
FUEVFVND	25,320	6,211,900	156.30	TKU	11,200	6,500	0.07

TOP 5 SOLD-OUT

HOSE				HNX			
Ticker	Closing (VND)	Selling vol. (share)	Selling value (bil. VND)	Ticker	Closing (VND)	Selling vol. (share)	Selling value (bil. VND)
HPG	26,800	13,087,358	351.92	IDC	50,500	976,700	49.37
MWG	40,750	6,984,500	291.01	CEO	22,800	2,040,974	46.53
FUEVFVND	25,320	10,387,200	261.14	SHS	18,500	2,237,800	41.29
VND	21,800	9,349,232	203.51	PVS	37,500	756,610	28.38
SSI	31,800	6,296,150	200.63	HUT	19,500	1,424,400	27.78

TOP 5 NET BUYING

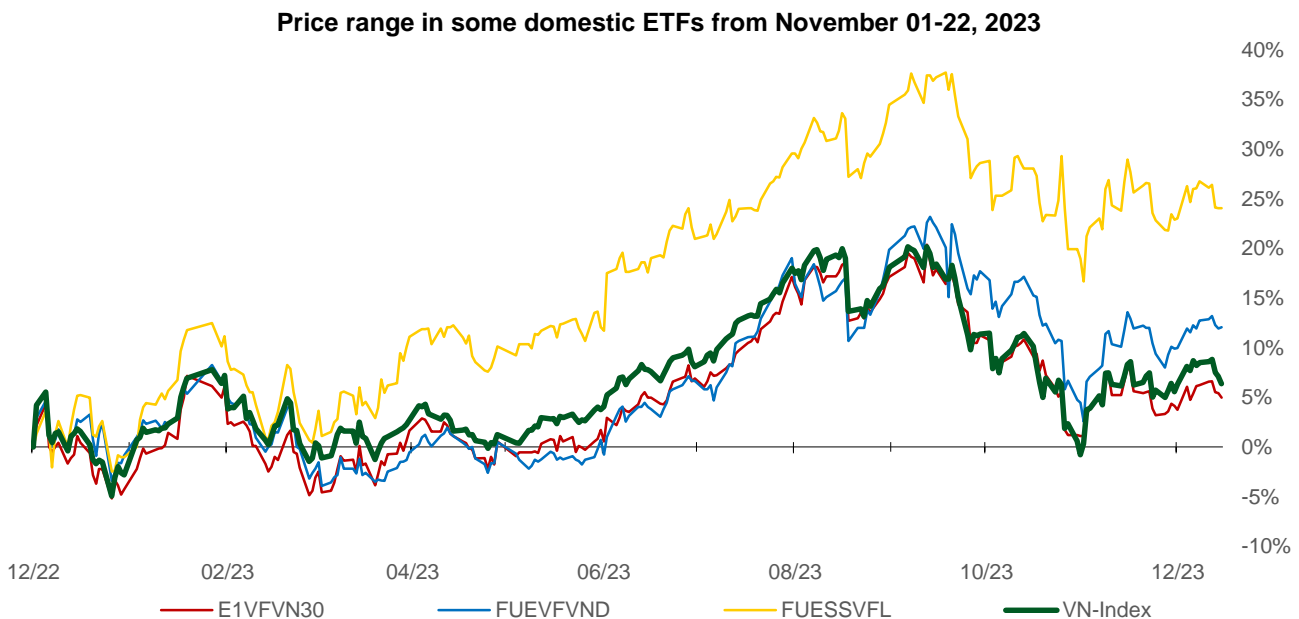
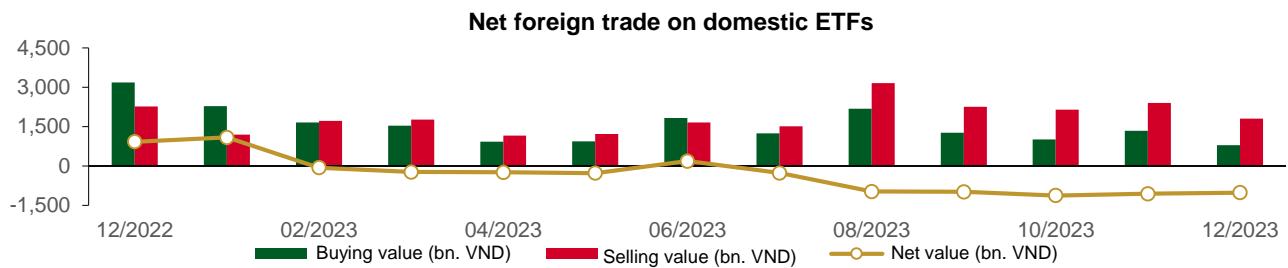
HOSE				HNX			
Ticker	Closing (VND)	Net vol. (share)	Net value (bil VND)	Ticker	Closing (VND)	Net vol. (share)	Net value (bil VND)
NVL	16,900	6,926,587	116.85	CEO	22,800	3,694,026	84.22
VND	21,800	5,112,285	111.89	TKU	11,200	6,500	0.07
NKG	23,250	629,339	14.47	CTP	4,400	10,000	0.04
NLG	35,700	352,297	12.68	IVS	10,200	3,000	0.03
CMG	39,000	300,600	11.71	TIG	12,900	2,200	0.03

TOP 5 NET SELLING

HOSE				HNX			
Ticker	Closing (VND)	Net vol. (share)	Net value (bil VND)	Ticker	Closing (VND)	Net vol. (share)	Net value (bil VND)
HPG	26,800	(10,676,355)	(287.00)	SHS	18,500	(2,237,779)	(41.29)
SSI	31,800	(5,564,262)	(177.16)	PVS	37,500	(750,461)	(28.15)
DGC	93,300	(1,468,276)	(142.27)	HUT	19,500	(1,424,400)	(27.78)
VCB	82,200	(1,627,867)	(134.33)	IDC	50,500	(173,617)	(8.60)
FUEVFVND	25,320	(4,175,300)	(104.84)	DHT	22,200	(81,000)	(1.79)

Statistics on domestic ETF share trade

PRICE					FOREIGN TRADE			
Ticker	Closing	Change	Volume	Value	Ticker	Buying	Selling	Net value
	VND	(%)	(share)	(bil VND)		(bil VND)	(bil VND)	(bil VND)
E1VFN30	19,000	-0.4%	587,096	11.17	E1VFN30	8.07	8.51	(0.44)
FUEMAV30	13,020	-0.6%	8,300	0.11	FUEMAV30	0.11	0.10	0.00
FUESSV30	13,640	-0.2%	7,400	0.10	FUESSV30	0.00	0.09	(0.09)
FUESSV50	17,090	0.0%	28,810	0.47	FUESSV50	0.00	0.39	(0.39)
FUESSVFL	17,990	0.0%	1,010,200	18.15	FUESSVFL	3.74	9.58	(5.84)
FUEVFN30	25,320	0.1%	11,112,418	279.38	FUEVFN30	156.30	261.14	(104.84)
FUEVN100	14,900	-0.7%	82,600	1.23	FUEVN100	0.11	0.89	(0.78)
FUEIP100	8,320	0.2%	100	0.00	FUEIP100	0.00	0.00	0.00
FUEKIV30	7,300	0.1%	3,000,500	21.84	FUEKIV30	21.84	21.84	(0.00)
FUEDCMID	10,340	-1.0%	22,100	0.23	FUEDCMID	0.00	0.16	(0.16)
FUEKIVFS	10,400	-0.4%	100	0.00	FUEKIVFS	0.00	0.00	0.00
FUEMAVND	10,530	-0.8%	118,400	1.25	FUEMAVND	1.25	1.25	(0.00)
FUEFCV50	12,780	0.1%	4,900	0.06	FUEFCV50	0.00	0.00	0.00
FUEBFVND	12,510	0.0%	0	0.00	FUEBFVND	0.00	0.00	0.00
Total			15,982,924	333.99	Total	191.42	303.96	(112.54)



Statistics on guaranteed warrant trade

Warrant code (*)	Closing rate (VND)	Change (%)	Matched volume	Day to maturity	Price (VND)	Theoretical buying rate (VND) (**)	Difference from closing rate (VND)	Operating price (VND)	Converting rate n:1	Matured date
CACB2303	400	11.1%	8,010	45	22,750	248	(152)	22,500	4.0	29/01/2024
CACB2304	1,380	3.8%	10	283	22,750	719	(661)	23,000	3.0	23/09/2024
CACB2305	640	-1.5%	8,090	297	22,750	298	(342)	24,000	6.0	07/10/2024
CACB2306	1,890	-18.5%	17,000	216	22,750	785	(1,105)	22,000	3.0	18/07/2024
CACB2307	880	2.3%	140	248	22,750	204	(676)	25,000	6.0	19/08/2024
CFPT2305	3,160	-0.3%	50	122	96,200	2,992	(168)	67,210	9.9	15/04/2024
CFPT2307	2,240	0.5%	17,530	45	96,200	2,204	(36)	79,070	7.9	29/01/2024
CFPT2308	2,090	-1.9%	11,420	38	96,200	2,074	(16)	80,060	7.9	22/01/2024
CFPT2309	2,640	1.2%	130	139	96,200	2,203	(437)	80,060	7.9	02/05/2024
CFPT2310	2,640	1.5%	1,610	230	96,200	1,888	(752)	84,510	7.9	01/08/2024
CFPT2311	1,060	-4.5%	53,910	90	96,200	923	(137)	88,960	9.9	14/03/2024
CFPT2312	1,890	-9.1%	60	53	96,200	1,288	(602)	91,530	4.9	06/02/2024
CFPT2313	1,440	1.4%	4,900	236	96,200	593	(847)	100,000	10.0	07/08/2024
CFPT2314	2,000	1.5%	7,140	389	96,200	835	(1,165)	100,000	10.0	07/01/2025
CFPT2315	3,110	-1.0%	20	129	96,200	2,167	(943)	80,000	8.0	22/04/2024
CFPT2316	2,480	0.4%	12,020	216	96,200	1,670	(810)	82,000	10.0	18/07/2024
CFPT2317	1,820	-1.6%	860	340	96,200	480	(1,340)	101,000	15.0	19/11/2024
CHDB2303	420	-4.6%	1,390	6	19,000	432	12	17,500	3.5	21/12/2023
CHDB2304	830	0.0%	0	97	19,000	433	(397)	18,280	3.5	21/03/2024
CHDB2305	650	0.0%	0	69	19,000	350	(300)	18,470	3.5	22/02/2024
CHDB2306	1,000	0.0%	0	192	19,000	415	(585)	19,340	3.5	24/06/2024
CHPG2307	1,110	-3.5%	104,360	13	26,800	1,042	(68)	22,670	4.0	28/12/2023
CHPG2309	1,600	-0.6%	73,000	159	26,800	1,507	(93)	24,000	3.0	22/05/2024
CHPG2312	860	-5.5%	15,300	13	26,800	775	(85)	23,780	4.0	28/12/2023
CHPG2313	1,190	-4.0%	90,900	75	26,800	1,045	(145)	23,330	4.0	28/02/2024
CHPG2314	3,040	-1.9%	13,210	74	26,800	2,849	(191)	21,450	2.0	27/02/2024
CHPG2315	1,550	0.0%	0	188	26,800	716	(834)	27,780	4.0	20/06/2024
CHPG2316	1,130	-5.0%	7,620	279	26,800	798	(332)	28,890	4.0	19/09/2024
CHPG2317	630	-4.6%	15,600	69	26,800	481	(149)	26,890	4.0	22/02/2024
CHPG2318	510	-5.6%	16,160	98	26,800	353	(157)	29,220	4.0	22/03/2024
CHPG2319	740	-8.6%	7,450	192	26,800	519	(221)	30,110	4.0	24/06/2024
CHPG2321	1,610	-1.8%	18,580	122	26,800	1,289	(321)	24,500	3.0	15/04/2024
CHPG2322	1,760	-2.2%	13,800	213	26,800	1,144	(616)	30,000	2.0	15/07/2024
CHPG2324	420	-6.7%	61,000	19	26,800	369	(51)	26,000	4.0	03/01/2024
CHPG2325	350	-7.9%	247,240	45	26,800	319	(31)	27,500	4.0	29/01/2024
CHPG2326	690	-5.5%	171,840	139	26,800	626	(64)	27,500	4.0	02/05/2024
CHPG2327	550	-28.6%	610	38	26,800	326	(224)	29,000	2.0	22/01/2024
CHPG2328	1,560	-1.3%	150	139	26,800	1,055	(505)	28,500	2.0	02/05/2024
CHPG2329	1,970	-16.2%	2,410	230	26,800	1,383	(587)	29,000	2.0	01/08/2024
CHPG2330	340	-32.0%	46,650	90	26,800	285	(55)	31,000	3.0	14/03/2024
CHPG2331	800	-3.6%	5,720	297	26,800	611	(189)	28,000	6.0	07/10/2024
CHPG2332	820	-3.5%	5,700	328	26,800	616	(204)	28,500	6.0	07/11/2024
CHPG2333	840	-2.3%	4,770	356	26,800	617	(223)	29,000	6.0	05/12/2024
CHPG2334	660	4.8%	10,600	389	26,800	468	(192)	29,500	8.0	07/01/2025
CHPG2335	640	-4.5%	1,500	48	26,800	374	(266)	27,110	4.0	01/02/2024
CHPG2336	1,020	-5.6%	990	139	26,800	564	(456)	28,110	4.0	02/05/2024
CHPG2337	1,150	-3.4%	10	201	26,800	573	(577)	29,670	4.0	03/07/2024
CHPG2338	1,330	-5.7%	10	293	26,800	729	(601)	30,000	4.0	03/10/2024
CHPG2339	4,190	-2.8%	20	384	26,800	1,737	(2,453)	30,220	2.0	02/01/2025
CHPG2340	2,110	-6.2%	10	129	26,800	1,214	(896)	25,000	3.0	22/04/2024
CHPG2341	2,040	-2.4%	15,170	216	26,800	1,157	(883)	30,000	2.0	18/07/2024
CHPG2342	940	-6.0%	5,860	340	26,800	584	(356)	24,000	10.0	19/11/2024
CMBB2305	440	2.3%	9,660	13	18,050	429	(11)	14,420	8.5	28/12/2023
CMBB2306	1,490	0.0%	16,070	159	18,050	1,243	(247)	16,970	1.7	22/05/2024

CMBB2308	230	-4.2%	22,510	45	18,050	149	(81)	18,500	4.0	29/01/2024
CMBB2309	430	-2.3%	19,160	139	18,050	255	(175)	19,000	4.0	02/05/2024
CMBB2310	370	-26.0%	200	38	18,050	181	(189)	19,000	2.0	22/01/2024
CMBB2311	910	0.0%	0	139	18,050	510	(400)	19,000	2.0	02/05/2024
CMBB2312	1,220	0.0%	850	230	18,050	633	(587)	19,500	2.0	01/08/2024
CMBB2313	320	-31.9%	50,510	90	18,050	129	(191)	21,000	2.0	14/03/2024
CMBB2314	580	0.0%	2,320	236	18,050	281	(299)	20,000	4.0	07/08/2024
CMBB2315	840	0.0%	61,140	389	18,050	422	(418)	20,000	4.0	07/01/2025
CMBB2316	760	0.0%	500	139	18,050	145	(615)	18,000	10.0	02/05/2024
CMBB2317	830	0.0%	110	248	18,050	235	(595)	20,000	5.0	19/08/2024
CMBB2318	1,680	-14.3%	10,320	279	18,050	521	(1,159)	18,000	4.0	19/09/2024
CMSN2302	1,810	-1.6%	1,840	159	63,000	866	(944)	66,000	6.0	22/05/2024
CMSN2305	270	-15.6%	14,890	75	63,000	74	(196)	76,790	10.0	28/02/2024
CMSN2306	230	-36.1%	2,100	69	63,000	38	(192)	80,000	10.0	22/02/2024
CMSN2307	580	-7.9%	4,180	192	63,000	168	(412)	83,000	10.0	24/06/2024
CMSN2309	70	-78.1%	22,890	45	63,000	5	(65)	85,000	8.0	29/01/2024
CMSN2310	100	-70.6%	590	38	63,000	4	(96)	83,000	8.0	22/01/2024
CMSN2311	540	-5.3%	4,940	230	63,000	186	(354)	88,500	8.0	01/08/2024
CMSN2312	170	-69.1%	1,850	53	63,000	1	(169)	98,100	5.0	06/02/2024
CMSN2313	760	-6.2%	12,130	297	63,000	362	(398)	80,000	10.0	07/10/2024
CMSN2314	210	-41.7%	4,800	48	63,000	20	(190)	79,000	10.0	01/02/2024
CMSN2315	460	-9.8%	14,300	139	63,000	110	(350)	82,000	10.0	02/05/2024
CMSN2316	1,160	-5.7%	10	293	63,000	284	(876)	83,980	10.0	03/10/2024
CMSN2317	1,920	-2.0%	40	384	63,000	433	(1,487)	86,870	8.0	02/01/2025
CMWG2304	420	0.0%	430	13	40,750	359	(61)	33,680	19.8	28/12/2023
CMWG2305	2,200	-4.8%	17,160	159	40,750	1,855	(345)	35,660	4.0	22/05/2024
CMWG2307	80	-65.2%	14,930	45	40,750	31	(49)	50,000	8.0	29/01/2024
CMWG2308	130	-61.8%	21,850	38	40,750	17	(113)	52,000	5.0	22/01/2024
CMWG2309	360	-5.3%	14,360	139	40,750	171	(189)	54,000	5.0	02/05/2024
CMWG2310	600	-14.3%	66,660	230	40,750	337	(263)	54,500	5.0	01/08/2024
CMWG2311	170	-70.2%	6,230	53	40,750	9	(161)	58,900	3.0	06/02/2024
CMWG2312	640	-25.6%	17,240	130	40,750	192	(448)	56,000	3.0	23/04/2024
CMWG2313	690	-10.4%	111,320	236	40,750	434	(256)	50,000	6.0	07/08/2024
CMWG2314	610	-6.2%	182,480	389	40,750	370	(240)	52,000	10.0	07/01/2025
CMWG2315	460	-17.9%	20,030	139	40,750	83	(377)	48,890	20.0	02/05/2024
CMWG2316	710	-4.1%	3,670	250	40,750	543	(167)	48,000	6.0	21/08/2024
CMWG2317	760	-10.6%	10	129	40,750	219	(541)	50,000	6.0	22/04/2024
CMWG2318	1,670	-22.3%	49,670	216	40,750	810	(860)	42,000	6.0	18/07/2024
CNVL2303	840	2.4%	990	97	16,900	503	(337)	17,330	4.0	21/03/2024
CNVL2304	430	-8.5%	17,740	7	16,900	374	(56)	15,560	4.0	22/12/2023
CNVL2305	1,340	-0.7%	750	192	16,900	763	(577)	17,000	4.0	24/06/2024
CPDR2303	2,290	-0.9%	6,580	97	26,300	1,805	(485)	19,890	4.0	21/03/2024
CPDR2304	2,080	0.5%	25,730	7	26,300	2,078	(2)	18,000	4.0	22/12/2023
CPDR2305	2,260	0.4%	29,920	192	26,300	1,979	(281)	20,220	4.0	24/06/2024
CPOW2303	30	-84.2%	22,790	6	11,200	0	(30)	15,330	2.0	21/12/2023
CPOW2304	100	-58.3%	2,000	97	11,200	5	(95)	16,330	2.0	21/03/2024
CPOW2305	100	-60.0%	12,480	69	11,200	7	(93)	15,000	2.0	22/02/2024
CPOW2306	300	-6.3%	10	192	11,200	48	(252)	16,000	2.0	24/06/2024
CPOW2308	270	0.0%	9,530	122	11,200	111	(159)	12,000	5.0	15/04/2024
CPOW2309	290	-6.5%	14,020	152	11,200	75	(215)	14,500	2.0	15/05/2024
CPOW2310	110	-75.0%	6,560	38	11,200	8	(102)	14,000	1.0	22/01/2024
CPOW2311	70	-83.3%	3,190	53	11,200	2	(68)	15,500	1.0	06/02/2024
CPOW2312	350	-5.4%	2,400	48	11,200	96	(254)	12,220	2.0	01/02/2024
CPOW2313	910	-2.2%	10	201	11,200	269	(641)	12,890	2.0	03/07/2024
CPOW2314	1,200	0.0%	0	293	11,200	355	(845)	13,110	2.0	03/10/2024
CPOW2315	1,360	-2.2%	10	384	11,200	409	(951)	13,460	2.0	02/01/2025
CSHB2301	620	0.0%	19,590	48	10,800	183	(437)	11,330	2.0	01/02/2024
CSHB2302	1,020	-1.9%	10	139	10,800	278	(742)	12,000	2.0	02/05/2024
CSHB2303	1,240	-1.6%	10	200	10,800	326	(914)	12,350	2.0	02/07/2024
CSHB2304	700	0.0%	0	201	10,800	174	(526)	11,670	5.0	03/07/2024

CSHB2305	650	0.0%	13,180	293	10,800	170	(480)	12,560	5.0	03/10/2024
CSHB2306	1,860	-1.1%	10	384	10,800	504	(1,356)	12,780	2.0	02/01/2025
CSTB2305	100	-60.0%	20,890	13	27,100	47	(53)	29,110	5.0	28/12/2023
CSTB2306	1,220	-2.4%	9,480	159	27,100	978	(242)	30,000	2.0	22/05/2024
CSTB2309	50	-78.3%	70,280	13	27,100	14	(36)	30,560	5.0	28/12/2023
CSTB2310	500	4.2%	3,410	75	27,100	188	(312)	30,330	5.0	28/02/2024
CSTB2312	530	-1.9%	42,020	188	27,100	270	(260)	33,330	5.0	20/06/2024
CSTB2313	620	0.0%	12,210	279	27,100	313	(307)	35,560	5.0	19/09/2024
CSTB2314	210	-4.6%	21,710	69	27,100	99	(111)	32,220	5.0	22/02/2024
CSTB2315	270	-3.6%	28,510	98	27,100	93	(177)	34,330	5.0	22/03/2024
CSTB2316	380	5.6%	4,410	192	27,100	174	(206)	36,330	5.0	24/06/2024
CSTB2318	480	-4.0%	17,840	152	27,100	335	(145)	32,000	4.0	15/05/2024
CSTB2319	780	20.0%	30	122	27,100	303	(477)	27,000	9.0	15/04/2024
CSTB2321	270	-3.6%	28,390	45	27,100	220	(50)	29,000	4.0	29/01/2024
CSTB2322	820	-21.9%	4,380	139	27,100	439	(381)	30,000	4.0	02/05/2024
CSTB2323	280	-3.5%	9,620	38	27,100	190	(90)	29,000	4.0	22/01/2024
CSTB2324	920	4.6%	40	139	27,100	367	(553)	31,000	4.0	02/05/2024
CSTB2325	990	-1.0%	150	230	27,100	534	(456)	31,500	4.0	01/08/2024
CSTB2326	1,120	0.0%	0	130	27,100	467	(653)	33,000	2.0	23/04/2024
CSTB2327	500	-2.0%	53,120	236	27,100	341	(159)	32,000	6.0	07/08/2024
CSTB2328	540	0.0%	142,710	389	27,100	358	(182)	33,000	8.0	07/01/2025
CSTB2329	250	-7.4%	4,610	48	27,100	82	(168)	31,890	4.0	01/02/2024
CSTB2330	490	0.0%	115,010	139	27,100	209	(281)	34,000	4.0	02/05/2024
CSTB2331	530	-3.6%	56,340	201	27,100	227	(303)	35,000	5.0	03/07/2024
CSTB2332	730	-1.4%	40,100	293	27,100	319	(411)	35,890	5.0	03/10/2024
CSTB2333	3,500	-0.6%	10	384	27,100	1,058	(2,442)	36,110	2.0	02/01/2025
CSTB2334	2,360	0.4%	22,690	250	27,100	1,309	(1,051)	27,000	3.0	21/08/2024
CSTB2335	1,370	57.5%	10	129	27,100	456	(914)	31,000	3.0	22/04/2024
CSTB2336	800	-30.4%	19,950	154	27,100	322	(478)	31,000	5.0	17/05/2024
CSTB2337	1,230	-10.2%	130	340	27,100	657	(573)	27,000	7.0	19/11/2024
CTCB2302	2,060	-2.4%	8,530	159	30,600	1,692	(368)	27,000	3.0	22/05/2024
CTCB2304	190	-48.7%	8,230	45	30,600	97	(93)	34,500	4.0	29/01/2024
CTCB2305	400	0.0%	0	38	30,600	220	(180)	32,000	4.0	22/01/2024
CTCB2306	880	-2.2%	660	139	30,600	554	(326)	32,000	4.0	02/05/2024
CTCB2307	1,050	0.0%	0	230	30,600	587	(463)	34,000	4.0	01/08/2024
CTCB2308	570	0.0%	0	90	30,600	153	(417)	37,000	3.0	14/03/2024
CTCB2309	1,400	0.0%	0	283	30,600	817	(583)	35,000	3.0	23/09/2024
CTCB2310	540	1.9%	4,910	297	30,600	319	(221)	35,000	8.0	07/10/2024
CTCB2311	1,820	-1.6%	10	129	30,600	704	(1,116)	32,000	3.0	22/04/2024
CTPB2303	220	-8.3%	3,900	13	16,950	171	(49)	15,810	7.2	28/12/2023
CTPB2304	650	-1.5%	2,910	139	16,950	189	(461)	18,890	4.0	02/05/2024
CTPB2305	810	0.0%	110	201	16,950	231	(579)	19,330	4.0	03/07/2024
CTPB2306	2,090	0.0%	0	293	16,950	569	(1,521)	19,890	2.0	03/10/2024
CVHM2302	970	-7.6%	20,930	159	39,900	332	(638)	50,000	4.0	22/05/2024
CVHM2305	130	-48.0%	10	75	39,900	8	(122)	57,780	8.0	28/02/2024
CVHM2306	120	-50.0%	150	69	39,900	3	(117)	60,670	8.0	22/02/2024
CVHM2307	340	70.0%	10	192	39,900	48	(292)	62,670	8.0	24/06/2024
CVHM2309	70	-66.7%	18,530	45	39,900	0	(70)	62,000	8.0	29/01/2024
CVHM2310	100	-70.6%	10,720	38	39,900	0	(100)	59,000	5.0	22/01/2024
CVHM2311	370	-5.1%	20,550	230	39,900	144	(226)	60,500	5.0	01/08/2024
CVHM2312	280	-36.4%	18,320	139	39,900	93	(187)	56,000	5.0	02/05/2024
CVHM2313	490	-2.0%	107,150	297	39,900	274	(216)	50,000	10.0	07/10/2024
CVHM2314	200	-13.0%	23,980	48	39,900	30	(170)	48,890	8.0	01/02/2024
CVHM2315	480	-9.4%	10	139	39,900	122	(358)	50,890	8.0	02/05/2024
CVHM2316	670	-9.5%	10	201	39,900	194	(476)	51,230	8.0	03/07/2024
CVHM2317	880	-5.4%	10	293	39,900	278	(602)	52,350	8.0	03/10/2024
CVHM2318	1,800	-2.7%	350	384	39,900	560	(1,240)	53,460	5.0	02/01/2025
CVHM2319	820	-4.7%	1,000	129	39,900	148	(672)	52,000	5.0	22/04/2024
CVIB2302	1,250	1.6%	4,170	159	18,800	927	(323)	19,150	1.7	22/05/2024
CVIB2304	760	2.7%	6,810	236	18,800	408	(352)	20,000	4.0	07/08/2024

CVIB2305	560	0.0%	33,010	389	18,800	269	(291)	22,000	6.0	07/01/2025
CVIB2306	1,930	0.0%	12,640	250	18,800	1,582	(348)	17,000	2.0	21/08/2024
CVIB2307	1,150	-20.1%	8,280	248	18,800	336	(814)	21,000	4.0	19/08/2024
CVIC2303	20	-90.0%	29,710	6	43,700	0	(20)	57,780	8.0	21/12/2023
CVIC2304	290	11.5%	3,310	97	43,700	33	(257)	59,890	8.0	21/03/2024
CVIC2305	140	-46.2%	290	69	43,700	10	(130)	61,110	8.0	22/02/2024
CVIC2306	660	-34.0%	3,360	192	43,700	97	(563)	62,220	8.0	24/06/2024
CVIC2308	540	0.0%	125,580	236	43,700	338	(202)	50,000	10.0	07/08/2024
CVIC2309	600	0.0%	26,000	297	43,700	352	(248)	52,000	10.0	07/10/2024
CVIC2310	390	-2.5%	5,260	48	43,700	77	(313)	50,000	8.0	01/02/2024
CVIC2311	470	2.2%	10,970	76	43,700	94	(376)	52,000	8.0	29/02/2024
CVIC2312	820	-2.4%	370	201	43,700	234	(586)	52,350	10.0	03/07/2024
CVIC2313	1,020	-1.9%	590	293	43,700	311	(709)	53,460	10.0	03/10/2024
CVIC2314	2,720	0.0%	0	384	43,700	751	(1,969)	54,570	5.0	02/01/2025
CVNM2304	620	-3.1%	23,120	75	68,100	263	(357)	68,760	9.7	28/02/2024
CVNM2305	490	-5.8%	12,290	69	68,100	158	(332)	71,020	9.7	22/02/2024
CVNM2306	900	-2.2%	700	192	68,100	275	(625)	73,170	9.7	24/06/2024
CVNM2308	910	-1.1%	36,380	139	68,100	443	(467)	69,000	8.0	02/05/2024
CVNM2309	150	-71.2%	4,020	53	68,100	6	(144)	82,000	5.0	06/02/2024
CVNM2310	700	0.0%	35,150	236	68,100	146	(554)	80,000	10.0	07/08/2024
CVNM2311	1,070	-1.8%	18,730	389	68,100	277	(793)	80,000	10.0	07/01/2025
CVNM2312	200	-41.2%	5,220	48	68,100	5	(195)	80,000	10.0	01/02/2024
CVNM2313	450	-4.3%	12,130	139	68,100	30	(420)	83,980	10.0	02/05/2024
CVNM2314	1,120	0.0%	0	293	68,100	116	(1,004)	86,890	8.0	03/10/2024
CVNM2315	3,440	0.0%	0	384	68,100	307	(3,133)	88,890	4.0	02/01/2025
CVNM2316	1,360	29.5%	3,090	129	68,100	559	(801)	65,000	10.0	22/04/2024
CVPB2304	180	-10.0%	84,490	13	18,700	165	(15)	16,200	15.3	28/12/2023
CVPB2305	1,120	-8.2%	58,870	122	18,700	834	(286)	17,160	2.9	15/04/2024
CVPB2308	110	-26.7%	119,370	45	18,700	61	(49)	20,970	3.8	29/01/2024
CVPB2309	310	-6.1%	108,740	139	18,700	187	(123)	21,450	3.8	02/05/2024
CVPB2310	380	-32.1%	300	38	18,700	140	(240)	20,490	1.9	22/01/2024
CVPB2311	1,170	-7.1%	8,860	139	18,700	687	(483)	19,540	1.9	02/05/2024
CVPB2312	1,540	-14.4%	110	230	18,700	854	(686)	20,020	1.9	01/08/2024
CVPB2313	480	0.0%	0	53	18,700	31	(449)	23,260	1.9	06/02/2024
CVPB2314	430	-6.5%	79,180	236	18,700	223	(207)	22,880	3.8	07/08/2024
CVPB2315	450	-6.3%	53,120	389	18,700	233	(217)	23,350	5.7	07/01/2025
CVPB2316	530	0.0%	0	139	18,700	108	(422)	22,360	4.8	02/05/2024
CVPB2317	560	-8.2%	24,600	201	18,700	184	(376)	22,880	3.8	03/07/2024
CVPB2318	750	-7.4%	23,410	293	18,700	253	(497)	23,420	3.8	03/10/2024
CVPB2319	2,640	-3.7%	10	384	18,700	621	(2,019)	23,950	1.9	02/01/2025
CVPB2320	960	-9.4%	10	129	18,700	267	(693)	20,970	2.9	22/04/2024
CVPB2321	750	-10.7%	900	248	18,700	371	(379)	18,000	7.0	19/08/2024
CVPB2322	1,120	-21.7%	20,980	279	18,700	465	(655)	20,000	4.0	19/09/2024
CVRE2303	1,200	-4.0%	740	159	22,550	468	(732)	25,000	3.0	22/05/2024
CVRE2306	160	-5.9%	13,580	75	22,550	25	(135)	29,330	5.0	28/02/2024
CVRE2307	100	-52.4%	10,440	69	22,550	13	(87)	30,330	5.0	22/02/2024
CVRE2308	290	-3.3%	1,020	192	22,550	87	(203)	31,330	5.0	24/06/2024
CVRE2310	60	-14.3%	21,410	45	22,550	3	(57)	30,000	6.0	29/01/2024
CVRE2311	90	-62.5%	7,580	38	22,550	6	(84)	29,000	4.0	22/01/2024
CVRE2312	460	-6.1%	5,750	139	22,550	168	(292)	27,500	4.0	02/05/2024
CVRE2313	450	-8.2%	1,350	230	22,550	209	(241)	29,500	4.0	01/08/2024
CVRE2314	60	-79.3%	3,970	53	22,550	1	(59)	34,100	3.0	06/02/2024
CVRE2315	290	-3.3%	64,060	297	22,550	134	(156)	30,000	8.0	07/10/2024
CVRE2316	290	3.6%	10	48	22,550	12	(278)	29,000	4.0	01/02/2024
CVRE2317	340	-5.6%	36,210	139	22,550	85	(255)	30,000	4.0	02/05/2024
CVRE2318	510	2.0%	50	201	22,550	126	(384)	31,000	4.0	03/07/2024
CVRE2319	750	0.0%	0	293	22,550	198	(552)	31,780	4.0	03/10/2024
CVRE2320	2,710	0.0%	0	384	22,550	541	(2,169)	32,330	2.0	02/01/2025
CVRE2321	610	-7.6%	10	98	22,550	62	(548)	29,000	4.0	22/03/2024
CVRE2322	1,570	-24.2%	26,640	216	22,550	715	(855)	24,000	3.0	18/07/2024

(*) All are buying stock rights, conducted in European style and payment method is in cash

(**) PHS evaluates in Black-Scholes model

LIST OF CODES ANALYZED

Ticker	Exchange	Market price	Reasonable price *	Report date	2022F EAT (bil. VND)	PE forward	PB forward
BID	HOSE	41,500	55,800	07/12/2023	25,522	11.0	1.8
FRT	HOSE	100,800	117,700	07/12/2023	305	45.5	9.3
NLG	HOSE	35,700	40,600	07/12/2023	631	18.5	1.5
TCM	HOSE	41,500	55,300	28/11/2023	221	15.5	1.7
DPR	HOSE	29,300	44,000	27/11/2023	300	10.4	1.1
GEG	HOSE	13,100	18,900	23/11/2023	208	18.8	1.6
MWG	HOSE	40,750	65,900	17/11/2023	356	165.2	2.5
SIP	HOSE	57,800	83,400	17/11/2023	1,123	9.7	3.1
DPM	HOSE	32,750	35,000	15/11/2023	900	13.1	1.2
SAB	HOSE	62,800	88,050	15/11/2023	5,639	17.7	3.7
VCB	HOSE	82,200	87,300	14/11/2023	37,497	13.0	2.2
STK	HOSE	26,200	34,450	13/11/2023	82	19.3	1.3
TCB	HOSE	30,600	45,100	10/11/2023	18,401	7.0	1.0
FMC	HOSE	44,900	59,400	07/11/2023	272	10.4	1.3
DCM	HOSE	31,500	38,900	25/10/2023	1,823	11.3	1.9
KDH	HOSE	30,350	40,900	23/10/2023	1,008	29.1	2.1
VCG	HOSE	23,700	33,000	18/10/2023	492	30.9	1.7
VRE	HOSE	22,550	39,400	16/10/2023	4,036	22.7	2.6
POW	HOSE	11,200	14,800	22/09/2023	1,817	23.6	1.1
VPB	HOSE	18,700	24,400	21/09/2023	14,007	11.8	1.0
ANV	HOSE	30,300	44,600	20/09/2023	574	10.3	1.7
BSR	UPCOM	18,493	20,200	30/08/2023	7,288	8.7	1.1
VNM	HOSE	68,100	73,100	25/08/2023	9,365	16.3	4.9
MSH	HOSE	36,000	49,350	23/08/2023	270	13.7	2.0
GAS	HOSE	76,000	111,000	17/08/2023	13,268	16.2	3.2
DGW	HOSE	50,700	50,800	14/08/2023	440	18.8	3.1
IDC	HNX	50,500	48,527	03/08/2023	48,527	6.1	2.8
PNJ	HOSE	79,200	89,000	03/08/2023	1,729	12.2	3.0
NT2	HOSE	24,100	32,500	02/08/2023	671	13.9	2.1
STB	HOSE	27,100	38,000	14/07/2023	7,259	9.9	1.6
PLX	HOSE	34,300	45,100	05/07/2023	3,513	18.3	2.5
ACB	HOSE	22,750	25,400	30/06/2023	14,955	6.6	1.3
CTG	HOSE	26,700	39,700	13/06/2023	19,121	10.0	1.5
MBB	HOSE	18,050	27,200	13/06/2023	21,242	5.8	1.2
HDB	HOSE	19,000	23,170	13/06/2023	10,216	6.2	1.3
TPB	HOSE	16,950	24,000	13/06/2023	6,732	5.7	1.0
OCB	HOSE	13,400	22,700	13/06/2023	4,354	7.2	1.1
VIB	HOSE	18,800	29,300	13/06/2023	9,378	6.6	1.5
LPB	HOSE	15,700	18,800	13/06/2023	4,925	6.6	1.1
MSB	HOSE	12,700	21,900	13/06/2023	4,803	9.1	1.4
SHB	HOSE	10,800	15,600	13/06/2023	8,035	6.0	0.9
DHG	HOSE	100,300	111,600	13/06/2023	1,061	13.8	3.0
IMP	HOSE	57,900	68,000	13/06/2023	286	15.9	2.2
QTP	UPCOM	14,259	23,900	13/06/2023	1,300	8.3	1.6
PVS	HNX	37,500	30,700	13/06/2023	1,059	16.8	1.2
MPC	UPCOM	17,247	19,200	13/06/2023	597	12.9	1.3
VHM	HOSE	39,900	83,100	13/06/2023	29,034	12.5	2.3
KBC	HOSE	30,700	32,000	13/06/2023	2,073	11.9	1.3
HPG	HOSE	26,800	35,400	13/06/2023	7,698	16.6	1.2
SBT	HOSE	13,200	16,700	13/06/2023	827	15.7	1.1

This news is distributed by Research Department – Phu Hung Securities JSC. All the above information is collected from trusted sources. However, because the stock market sees influences from many complicated factors and is hard to predict, investors must be responsible for their own investments.

PVI	HNX	45,000	47,002	19/12/2022	996	13.8	1.3
BVI	HOSE	20,800	25,190	19/12/2022	427	9.0	1.0
BVH	HOSE	39,500	70,900	19/12/2022	2,967	17.7	2.3
VHC	HOSE	72,900	69,000	19/12/2022	1,510	8.4	1.5
SZC	HOSE	41,900	42,700	19/12/2022	585	7.5	2.6
GVR	HOSE	19,900	29,755	19/12/2022	5,521	27.8	2.1
LHG	HOSE	30,300	42,250	19/12/2022	653	3.5	1.2
PVT	HOSE	25,300	26,900	19/12/2022	831	14.1	1.2
TRA	HOSE	77,600	117,400	19/12/2022	349	13.9	2.8

Source: PHS

*Reasonable price hasn't been adjusted with operated rights after reporting date

Analyst Certification

The report is made by Pham Quang Chuong, analyst – Phu Hung Securities Joint Stock Company. Each research analyst(s), strategist(s) or research associate(s) responsible for the preparation and content of all or any identified portion of this research report hereby certifies that, with respect to each issuer or security or any identified portion of the report with respect to each issuer or security that the research analyst, strategist or research associate covers in this research report, all of the views expressed by that research analyst, strategist or research associate in this research report accurately reflect their personal views about those issuer(s) or securities. Each research analyst(s), strategist(s) or research associate(s) also certify that no part of their compensation was, is, or will be, directly or indirectly, related to the specific recommendation(s) or view(s) expressed by that research analyst, strategist or research associate in this research report.

Ratings Definition

Buy = higher than domestic market by over 10%
Hold = similar to domestic market at the rate of +10% ~ -10%
Sell = lower than domestic market by below 10%
No rating = the code is not rated in Phu Hung or not yet listed
The performance is determined by total recollection in 12 months (including dividend).

Analyst Certification

This information has been compiled from sources we believe to be reliable, but we do not hold ourselves responsible for its completeness or accuracy. It is not an offer to sell or solicitation of an offer to buy any securities. Phu Hung Securities and its affiliates and their officers and employees may or may not have a position in or with respect to the securities mentioned herein. Phu Hung Securities (or one of its affiliates) may from time to time perform investment banking or other services or solicit investment banking or other business for any company mentioned in this report. All opinions and estimates included in this report constitute our judgment as of this date and are subject to change without notice.

© Phu Hung Securities Corporation

F21, Phu My Hung Tower, 08 Hoang Van Thai, Tan Phu Ward, District 7, HCMC
Phone: (84-28) 5 413 5479 Fax: (84-28) 5 413 5472
Customer Service: 1900 25 23 58 Call Center: (84-28) 5 413 5488
E-mail: info@phs.vn / support@phs.vn Web: www.phs.vn

Phu My Hung Trading office

Ground Floor, CR2-08, 107 Ton
Dat Tien, Tan Phu Ward, District 7,
Ho Chi Minh City
Tel: (84-28) 5 413 5478
Fax: (84-28) 5 413 5473

District 3 Branch

4th & 5th Floor, 458 Nguyen
Thi Minh Khai, Ward 2,
District 3, Ho Chi Minh City
Tel: (84-28) 3 820 8068
Fax: (84-28) 3 820 8206

Thanh Xuan Branch

5th Floor, UDIC Complex Building, N04
Hoang Dao Thuy, Trung Hoa Ward, Cau
Giay District, Ha Noi
Tel: (84-24) 6 250 9999
Fax: (84-24) 6 250 6666

Tan Binh Branch

Park Legend Building, 251 Hoang
Van Thu Street, Ward 2, Tan Binh
District, Ho Chi Minh City
Tel: (84-28) 3 813 2401
Fax: (84-28) 3 813 2415

Hanoi Branch

5th Floor, Vinafor Building,
No.127 Lo Duc, Dong Mac
Ward, Hai Ba Trung District,
Ha Noi
Tel: (84-24) 3 933 4566
Fax: (84-24) 3 933 4820

Hai Phong Branch

2nd Floor, Building No.18 Tran Hung
Dao, Hoang Van Thu Ward, Hong Bang
District, Hai Phong
Tel: (84-225) 384 1810
Fax: (84-225) 384 1801

District 1 Branch

Room 1003A, 10th Floor, No. 81-
83-83B-85 Ham Nghi Street,
Nguyen Thai Binh Ward, District 1,
Ho Chi Minh City
Tel: ((84-28) 3 535 6060
Fax: (84-28) 3 535 2912