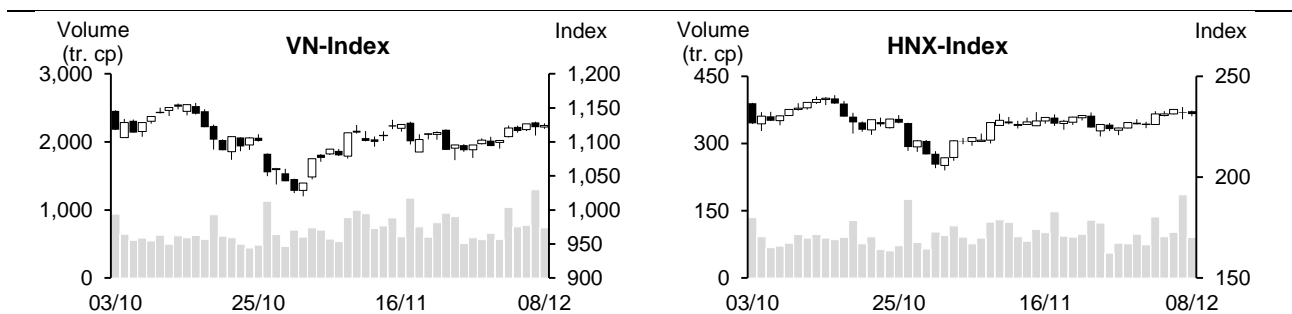


08/12/2023	HOSE		VN30		HNX	
	Value	Change %	Value	Change %	Value	Change %
Closing rate	1,124.44	0.26%	1,114.89	0.32%	231.20	-0.28%
<b>Total volume (mil. shares)</b>	<b>819.33</b>	<b>-38.62%</b>	<b>261.30</b>	<b>-18.33%</b>	<b>106.47</b>	<b>-43.32%</b>
<b>Matched volume (mil. shares)</b>	<b>737.84</b>	<b>-43.19%</b>	<b>210.05</b>	<b>-29.94%</b>	<b>90.57</b>	<b>-51.23%</b>
20-session average (mil. shares)	783.94	-5.88%	181.24	15.89%	102.72	-11.83%
<b>Total value (bil dong)</b>	<b>17,748</b>	<b>-35.35%</b>	<b>7,681</b>	<b>-15.23%</b>	<b>2,144</b>	<b>-42.35%</b>
<b>Matched value (bil dong)</b>	<b>15,713</b>	<b>-40.44%</b>	<b>6,300</b>	<b>-24.63%</b>	<b>1,686</b>	<b>-54.31%</b>
20-session average (bil dong)	15,990	-1.73%	5,159	22.13%	2,019	-16.46%
	Weight %		Weight %		Weight %	
<b>Number of gainers</b>	283	48%	13	43%	65	28%
<b>Number of droppers</b>	221	37%	13	43%	93	40%
<b>Stand still codes</b>	91	15%	4	13%	75	32%



### REMARKABLE POINTS ON THE MARKET

Different from unpredictable situation yesterday, Vietnam stock market was gloomy today with the indexes moving within a small range. The differentiation took control on many groups while the liquidity dropped. Securities was still dumped and was among top correcting groups today. Some others gained impressively like steel, retail, and power but were suddenly sold at the end. however, VN-Index was still successfully in light green with support from some blue-chips. The market was balance but there were still more gainers. Foreign investors still showed that selling pressure hasn't slowed down since it was the 8<sup>th</sup> net selling session in a row.

### TECHNICAL POINT OF VIEW

In technical term, VN-Index gained slightly again. The volume dropped to below 10 and 20-session average, showing that the cash flow was more cautious. Not just that, the index still closed above MA5 and 20 but the candles were smaller, and -DI was still above +DI, showing that the gain has slowed down and selling pressure was still there. Moreover, MA5, 20, and 50 tended to meet around MA200, showing that the main trend is still Sideway within a range of 1,073-1,132 points. Therefore, gaining trend slowed down as the index moved close to upper line (1,132 points), the chance of the index surpassing this resistant is lighter. For HNX, HNX-Index was less positive. The index dropped further and closed below MA5, showing that recovering trend dropped and the index might need a technical correction to support level of 228 points (MA20) to support gaining trend. In general, the market hasn't escaped Sideway range after December 8 session. Therefore, investors should consider keeping a balance weight, having priority on good-fundamental codes with positive business prospect that can attract strong cash flow.

**Recommending code:** TCM (Sell), DRC (Take profit)

**Observing code:** CSV, ANV

(Details in page 2)

## RECOMMENDING CODES AS PER TECHNICAL SIGNS

## Codes of the day

No	Ticker	Recommend	Recommended date	Current Price	Operation Price	Current profit/loss	Target Price	Expected profit	Cut loss price	Expected Loss	Note
1	TCM	Sell	11/12/23	40.9	41.7	-1.9%	44.5	6.7%	40.3	-3.4%	Weakening trend
2	DRC	Take profit	11/12/23	23.7	23.15	2.2%	24.8	7.1%	22.3	-3.7%	Gaining trend slowed down

No	Ticker	Recommend	Recommended date	Current Price	Resistance	Cut loss	Technical sign
1	CSV	Observe to buy	11/12/23	41.45	44.5	39.9	Recent sign is quite positive with a gain surpassing peak with high vol. and the retest is not bad -> might gain further
2	ANV	Observe to buy	11/12/23	31.3	34.8	30.2	Recent sign is quite positive with a gain surpassing peak with high vol. and the retest is not bad -> might gain further

## List of recommended codes

No	Ticker	Recommend	Recommended date	Current Price	04/11/22	Current profit/loss	Target Price	Expected profit	Cut loss price	Expected Loss	Note
1	MSN	Buy	15/11/23	66.2	62.6	5.8%	70.3	12.3%	59	-5.8%	
2	DHT	Buy	27/11/23	22.8	23	-0.9%	27.3	18.7%	21.5	-7%	
3	VRE	Buy	29/11/23	23.35	22.8	2.4%	25.1	10.1%	22	-4%	
4	FPT	Buy	01/12/23	94.2	91.9	2.5%	100.8	9.7%	89	-3%	
5	VNM	Buy	04/12/23	69	68.4	0.9%	73.2	7.0%	65.9	-4%	
6	STB	Buy	05/12/23	28.2	28.2	0.0%	30.7	9%	27	-4%	
7	PTB	Buy	06/12/23	58.4	58.6	-0.3%	63	8%	56.3	-4%	
8	SAB	Buy	07/12/23	65.6	65.2	0.6%	75	15%	60.4	-7%	

**DAILY NEWS****Domestic news****Agriculture production is benefited from Urea price drops further**

Current Urea price is 10,200 – 10,700 dong/kg in Ca Mau fertilizer; 9,700-10,400 dong/kg in Phu My fertilizer; 9,500-9,650 dong/kg in Ninh Binh fertilizer, and 9,600-9,700 dong/kg in Ha Bac fertilizer.

Different from seasonal regularity, price in leading fertilizer product – Urea – is still dropping although it is already Spring-Winter season.

According to Ms. Nguyen Thi Tieu, Director of Ha Anh Import-Export, domestic Urea price is not following seasonal regularity because of many reasons.

First, domestic Urea market is closely related to world market so selling price is similar. China – world biggest Urea production country – is still limiting the export but Urea supply from Russia and Middle East is strong so Urea import price has dropped remarkably at the moment.

Besides, with such dropping trend, farmers don't reserve fertilizer used for 2023-2024 Spring-Winter season like previous habit.

Besides, since domestic Urea supply has covered the demand for agriculture production, and there is still for export, domestic Urea price can hardly increase when the season starts like previous years.

Vietnam Fertilizer Association stated that current production in 4 biggest Urea factories in Vietnam under PetroVietnam (Phu My and Ca Mau fertilizer) and Vietnam Chemical Group (Ha Bac and Ninh Binh fertilizer) produced about 2.6 million tons/year, while domestic demand is only 1.8 million tons/year.

Therefore, domestic Urea supply is still rich, meeting fertilizer demand for Spring-Winter season even without Urea import.

PVN 11-month revenue is over 833 trillion, 23% higher than year-target although raw oil and Urea price dropped.

PetroVietnam (PVN) held December 2023 periodical hand-over meeting with member units. Accordingly, the group total revenue in November is 89 trillion, 59% higher than month-target, 2% higher than October.

In 11 months, PVN total revenue is about 833.6 trillion, 23% higher than year-target. State budget submission is about 134 trillion, 71% higher than year-target.

It is forecasted that ending 2023, many indicators are higher than 2022, especially, investment got better, up by 24% YoY. Besides, other indicators like power generation, oil, Ca Mau Urea, Ca Mau NPK, LPG, Polypropylene ... all increased.

Source: Cafef, Vietstock

## Listing Company News

### **BIDV held irregular shareholder meeting in January 2024**

Bank of Investment and Development of Vietnam (BIDV: BID) released BoM resolution on holding irregular shareholder meeting on January 30, 2024 in Hanoi to approve some contents under the board authority.

Record date for participating 2024 irregular shareholder meeting is December 29, 2023. Detailed content of the meeting hasn't been released.

Previously, BIDV closing date for paying 12.69% dividend from 2021 remaining profit is November 29. Expectedly, BIDV will issue nearly 642 million shares to pay dividend, shareholders will receive 12.69 new shares for every 100 shares on hand.

After issuing, BIDV chartered capital is expected to increase by 6,419 billion to 57,004 billion, temporarily leading the Big4.

### **HAH spent over 124 billion dong to receive 51.54% capital of one warehouse company**

BoM of Hai An Logistics (HOSE: HAH) approved to receive 4.6 million shares or 51.54% capital of Luu Nguyen Cai Mep Port Service, at transferring rate of over 124 billion. Operating time is in December 2023.

After receiving transfer, Luu Nguyen Cai Mep Port Service will become HAH subsidiary company at owning rate of 51.54%. At the end of September 2023, HAH now has 6 subsidiary companies combining in finance statements and 2 associated companies, these companies all work in transport services.

### **Korea fund group became major shareholder of Nam Kim Steel**

On December 4, KITMC Worldwide Vietnam RSP Balanced Fund under Kim Vietnam Fund Management bought 1 million NKG shares of Nam Kim Steel. Therefore, raising the owning rate in this member fund to 4 million shares and total owning in Kim Vietnam Fund Management is 13.7 million shares or 5.2% capital, becoming major shareholder of NKG, equivalent to 1.52% capital.

### **Vinachem will soon receive 30 billion from DRC dividend of 2023**

Da Nang Rubber (HOSE: DRC) will soon spend over 59 billion to advance 2023 dividend. Closing date is December 29, 2023, expected payment time is January 12, 2024.

Cash dividend payment is 5% (500 dong per share). With nearly 119 million outstanding shares, DRC needs to spend nearly 59 billion dong on this dividend payment.

Vietnam Chemical (Vinachem) is parent company of DRC at the rate of 50.51%, expecting to collect nearly 30 billion from this dividend advance.

Previously, 2023 general meeting didn't decide dividend rate and authorized BoM for deciding dividend advance and paying 2023 dividend advance to shareholders that suits the company business results of the year.

Source: vietnambiz, cafes, vietstock.

**MARKET STATISTICS****Statistics on matching trade****TOP 5 IMPACTING GAINERS**

HOSE			
Ticker	Closing (VND)	Change %	Impact %
BID	41,900	3.20%	0.16%
MSN	66,200	4.25%	0.09%
MWG	42,600	4.28%	0.06%
VNM	69,000	0.88%	0.03%
VRE	23,350	2.41%	0.03%

HNX			
Ticker	Closing (VND)	Change %	Impact %
TIG	12,400	9.73%	0.07%
VIF	17,500	2.94%	0.06%
KSF	41,300	0.73%	0.03%
HUT	20,900	0.48%	0.03%
BAB	12,900	0.78%	0.03%

**TOP 5 IMPACTING DROPPERS**

HOSE			
Ticker	Closing (VND)	Change %	Impact %
VCB	85,000	-0.23%	-0.02%
VJC	104,200	-1.42%	-0.02%
LGC	56,900	-6.72%	-0.02%
GAS	77,600	-0.39%	-0.02%
STB	28,200	-1.23%	-0.01%

HNX			
Ticker	Closing (VND)	Change %	Impact %
SHS	18,500	-2.12%	-0.10%
PTI	52,000	-7.14%	-0.10%
MBS	22,000	-2.65%	-0.08%
NVB	11,200	-3.45%	-0.07%
DTK	11,100	-2.63%	-0.07%

**TOP 5 IN MATCHING VOLUME**

HOSE			
Ticker	Closing (VND)	Change %	Volume (share)
HPG	27,700	0.36%	52,799,031
DXG	20,000	-2.44%	30,914,339
DIG	26,750	1.13%	24,612,445
VIX	17,200	-1.43%	23,887,806
VND	21,700	-1.36%	20,890,088

HNX			
Ticker	Closing (VND)	Change %	Volume (share)
SHS	18,500	-2.12%	19,222,195
CEO	23,400	0.00%	16,076,922
HUT	20,900	0.48%	7,190,525
TIG	12,400	9.73%	6,820,343
MBS	22,000	-2.65%	3,941,795

**TOP 5 IN MATCHING VALUE**

HOSE			
Ticker	Closing (VND)	Change %	Value (bil. VND)
HPG	27,700	0.36%	1,478.6
MWG	42,600	4.28%	708.7
DIG	26,750	1.13%	657.0
DXG	20,000	-2.44%	622.9
SSI	32,600	-0.76%	591.5

HNX			
Ticker	Closing (VND)	Change %	Value (bil. VND)
CEO	23,400	0.00%	377.4
SHS	18,500	-2.12%	360.3
HUT	20,900	0.48%	150.2
PVS	38,800	0.00%	146.1
MBS	22,000	-2.65%	87.9

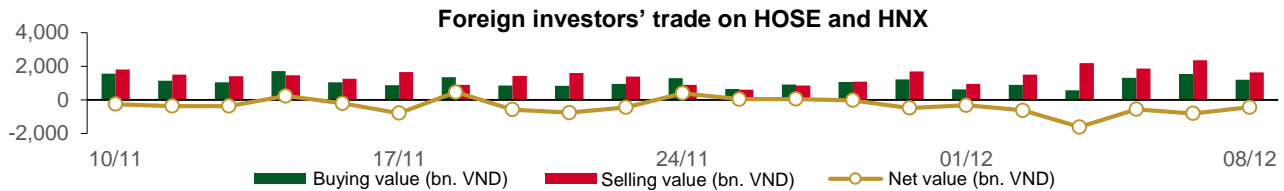
**Statistics on agreement trades****TOP 5 IN AGREEMENT TRADES**

HOSE		
Ticker	Agreement vol. (share)	Agreement value (bil. VND)
TCB	29,330,886	868.19
VIC	3,000,264	128.97
VPB	5,848,000	115.11
MSB	8,740,000	113.46
CII	3,831,000	71.96

HNX		
Ticker	Agreement vol. (share)	Agreement value (bil. VND)
HUT	10,800,000	223.64
PTI	2,863,086	176.08
IDC	462,000	23.05
GKM	398,700	13.29
HTP	491,100	8.11

## Statistics on foreign investors' trade

Exchange	Buying vol. (mil. share)	Buying value (bil. VND)	Selling vol. (mil. share)	Selling value (bil. VND)	Net selling/ buying value (mil. share)	Net selling/ buying value (bil. VND)
HOSE	43.60	1,174.90	52.73	1,624.51	(9.13)	(449.61)
HNX	0.82	21.78	0.23	4.95	0.59	16.83
<b>Total</b>	<b>44.42</b>	<b>1,196.68</b>	<b>52.97</b>	<b>1,629.46</b>	<b>(8.55)</b>	<b>(432.78)</b>



### TOP 5 BOUGHT-IN

HOSE				HNX			
Ticker	Closing (VND)	Buying vol. (share)	Buying value (bil. VND)	Ticker	Closing (VND)	Buying vol. (share)	Buying value (bil. VND)
TCB	30,950	4,755,110	152.05	IDC	49,900	300,500	15.01
KBC	32,550	2,616,200	84.87	SHS	18,500	172,300	3.25
GMD	70,400	1,127,200	78.94	TIG	12,400	91,100	1.09
HPG	27,700	2,304,100	64.50	DDG	6,100	170,600	1.04
MWG	42,600	1,526,000	63.96	DHT	22,800	16,600	0.38

### TOP 5 SOLD-OUT

HOSE				HNX			
Ticker	Closing (VND)	Selling vol. (share)	Selling value (bil. VND)	Ticker	Closing (VND)	Selling vol. (share)	Selling value (bil. VND)
VHM	39,650	7,078,740	281.79	CEO	23,400	77,960	1.82
TCB	30,950	4,755,110	152.05	TNG	19,000	50,020	0.96
HPG	27,700	3,540,893	99.18	VCS	56,500	16,100	0.91
STB	28,200	3,398,500	96.78	MAC	14,900	14,100	0.21
VNM	69,000	1,232,232	84.76	NVB	11,200	17,400	0.20

### TOP 5 NET BUYING

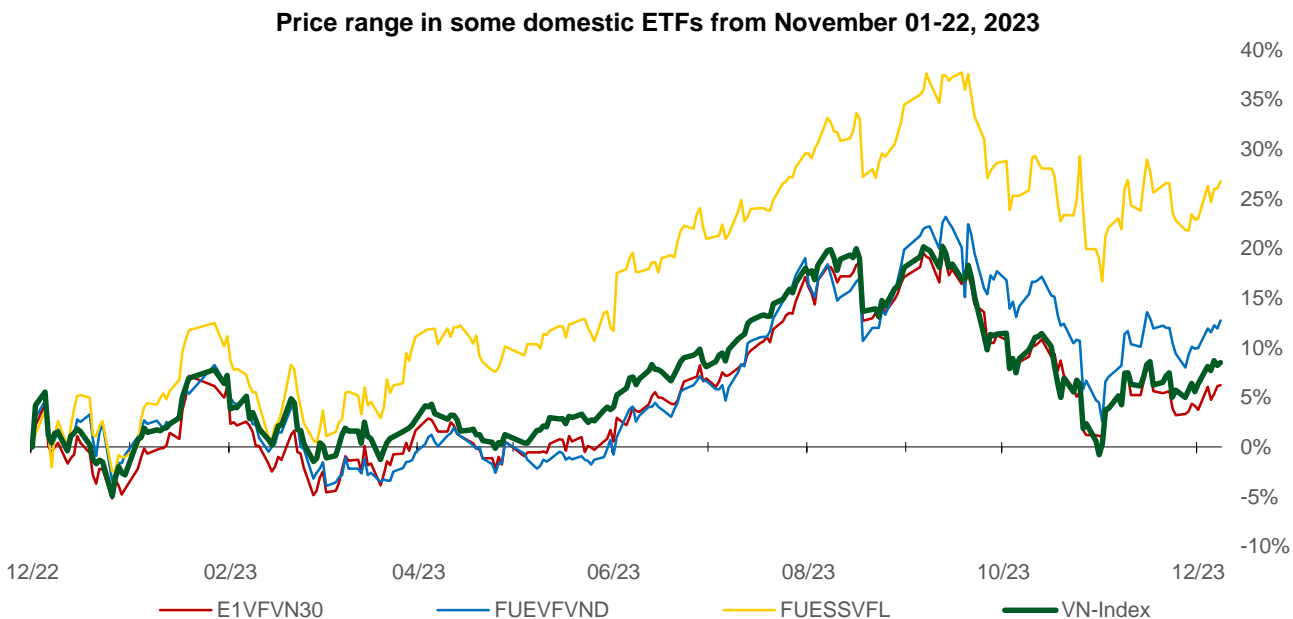
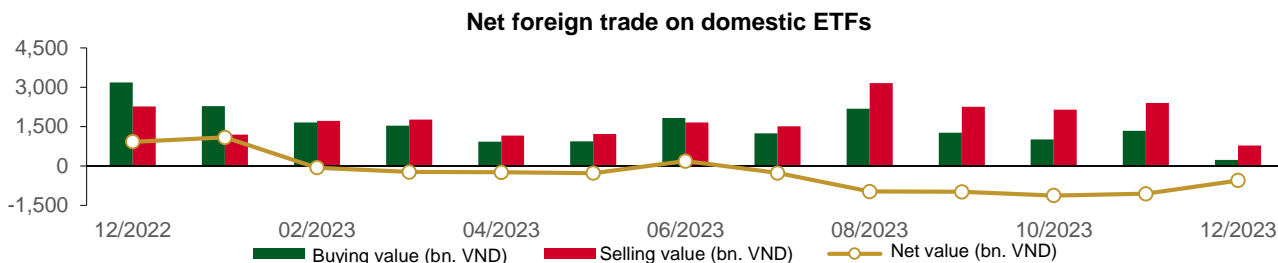
HOSE				HNX			
Ticker	Closing (VND)	Net vol. (share)	Net value (bil VND)	Ticker	Closing (VND)	Net vol. (share)	Net value (bil VND)
DGC	97,800	409,400	39.89	IDC	49,900	300,500	15.01
BID	41,900	836,100	34.72	SHS	18,500	172,300	3.25
KBC	32,550	958,100	31.08	DDG	6,100	170,600	1.04
SSI	32,600	914,719	29.97	TIG	12,400	75,500	0.90
MWG	42,600	559,240	23.39	DHT	22,800	16,600	0.38

### TOP 5 NET SELLING

HOSE				HNX			
Ticker	Closing (VND)	Net vol. (share)	Net value (bil VND)	Ticker	Closing (VND)	Net vol. (share)	Net value (bil VND)
VHM	39,650	(6,224,140)	(247.71)	CEO	23,400	(75,360)	(1.76)
STB	28,200	(3,079,000)	(87.69)	TNG	19,000	(47,000)	(0.90)
FUEVFVND	25,470	(3,263,300)	(82.97)	VCS	56,500	(10,900)	(0.62)
VNM	69,000	(1,113,931)	(76.63)	MAC	14,900	(14,100)	(0.21)
VCB	85,000	(729,186)	(62.07)	NVB	11,200	(17,400)	(0.20)

### Statistics on domestic ETF share trade

PRICE					FOREIGN TRADE			
Ticker	Closing	Change	Volume	Value	Ticker	Buying	Selling	Net value
	VND	(%)	(share)	(bil VND)		(bil VND)	(bil VND)	(bil VND)
E1VFN30	19,230	0.1%	301,813	5.80	E1VFN30	1.04	2.65	(1.61)
FUEMAV30	13,240	0.5%	35,100	0.46	FUEMAV30	0.46	0.36	0.10
FUESSV30	13,760	-0.7%	30,500	0.42	FUESSV30	0.36	0.02	0.34
FUESSV50	17,000	1.6%	3,200	0.05	FUESSV50	0.00	0.00	0.00
FUESSVFL	18,380	0.5%	330,300	6.06	FUESSVFL	5.08	0.95	4.14
FUEVFN30	25,470	0.7%	3,442,928	87.54	FUEVFN30	1.03	84.00	(82.97)
FUEVN100	15,110	0.1%	61,322	0.92	FUEVN100	0.43	0.09	0.34
FUEIP100	8,440	0.0%	300	0.00	FUEIP100	0.00	0.00	0.00
FUEKIV30	7,360	1.0%	501,700	3.43	FUEKIV30	0.01	0.00	0.01
FUEDCMID	10,800	0.5%	38,957	0.42	FUEDCMID	0.20	0.19	0.02
FUEKIVFS	10,500	0.0%	100	0.00	FUEKIVFS	0.00	0.00	0.00
FUEMAVND	10,720	1.1%	9,700	0.10	FUEMAVND	0.07	0.10	(0.03)
FUEFCV50	12,920	0.4%	4,200	0.05	FUEFCV50	0.00	0.00	0.00
FUEBFVND	12,510	0.0%	0	0.00	FUEBFVND	0.00	0.00	0.00
<b>Total</b>			<b>4,760,120</b>	<b>105.27</b>	<b>Total</b>	<b>8.69</b>	<b>88.37</b>	<b>(79.68)</b>



This news is distributed by Research Department – Phu Hung Securities JSC. All the above information is collected from trusted sources. However, because the stock market sees influences from many complicated factors and is hard to predict, investors must be responsible for their own investments.

## Statistics on guaranteed warrant trade

Warrant code (*)	Closing rate (VND)	Change (%)	Matched volume	Day to maturity	Price (VND)	Theoretical buying rate (VND) (**)	Difference from closing rate (VND)	Operating price (VND)	Converting rate n:1	Matured date
CACB2303	390	2.6%	12,930	52	22,400	217	(173)	22,500	4.0	29/01/2024
CACB2304	1,270	0.0%	0	290	22,400	665	(605)	23,000	3.0	23/09/2024
CACB2305	640	1.6%	1,680	304	22,400	275	(365)	24,000	6.0	07/10/2024
CFPT2304	2,360	1.3%	26,480	6	94,200	2,330	(30)	71,170	9.9	14/12/2023
CFPT2305	2,990	0.0%	2,280	129	94,200	2,794	(196)	67,210	9.9	15/04/2024
CFPT2307	2,160	-0.5%	53,800	52	94,200	1,961	(199)	79,070	7.9	29/01/2024
CFPT2308	1,960	0.0%	2,930	45	94,200	1,830	(130)	80,060	7.9	22/01/2024
CFPT2309	2,500	-0.4%	11,020	146	94,200	1,981	(519)	80,060	7.9	02/05/2024
CFPT2310	2,650	0.0%	40	237	94,200	1,697	(953)	84,510	7.9	01/08/2024
CFPT2311	980	-1.0%	5,100	97	94,200	784	(196)	88,960	9.9	14/03/2024
CFPT2312	1,800	-5.3%	30	60	94,200	1,043	(757)	91,530	4.9	06/02/2024
CFPT2313	1,370	0.7%	16,340	243	94,200	512	(858)	100,000	10.0	07/08/2024
CFPT2314	1,910	1.1%	14,850	396	94,200	742	(1,168)	100,000	10.0	07/01/2025
CFPT2315	3,080	0.3%	100	136	94,200	1,947	(1,133)	80,000	8.0	22/04/2024
CHDB2303	460	-2.1%	6,840	13	18,750	374	(86)	17,500	3.5	21/12/2023
CHDB2304	810	1.3%	40	104	18,750	398	(412)	18,280	3.5	21/03/2024
CHDB2305	650	0.0%	100	76	18,750	320	(330)	18,470	3.5	22/02/2024
CHDB2306	990	6.5%	50	199	18,750	386	(604)	19,340	3.5	24/06/2024
CHPG2307	1,320	3.1%	87,320	20	27,700	1,271	(49)	22,670	4.0	28/12/2023
CHPG2309	1,780	6.6%	93,480	166	27,700	1,749	(31)	24,000	3.0	22/05/2024
CHPG2312	1,080	3.9%	107,070	20	27,700	1,005	(75)	23,780	4.0	28/12/2023
CHPG2313	1,380	2.2%	43,680	82	27,700	1,248	(132)	23,330	4.0	28/02/2024
CHPG2314	3,360	0.6%	8,970	81	27,700	3,285	(75)	21,450	2.0	27/02/2024
CHPG2315	1,600	0.0%	0	195	27,700	857	(743)	27,780	4.0	20/06/2024
CHPG2316	1,330	3.9%	40	286	27,700	931	(399)	28,890	4.0	19/09/2024
CHPG2317	790	2.6%	1,800	76	27,700	636	(154)	26,890	4.0	22/02/2024
CHPG2318	650	1.6%	7,930	105	27,700	470	(180)	29,220	4.0	22/03/2024
CHPG2319	890	-1.1%	9,280	199	27,700	634	(256)	30,110	4.0	24/06/2024
CHPG2320	630	-14.9%	15,450	6	27,700	518	(112)	27,000	2.0	14/12/2023
CHPG2321	1,780	-3.3%	58,110	129	27,700	1,530	(250)	24,500	3.0	15/04/2024
CHPG2322	2,050	4.6%	8,910	220	27,700	1,381	(669)	30,000	2.0	15/07/2024
CHPG2324	590	11.3%	138,980	26	27,700	565	(25)	26,000	4.0	03/01/2024
CHPG2325	480	4.4%	180,250	52	27,700	465	(15)	27,500	4.0	29/01/2024
CHPG2326	800	0.0%	136,380	146	27,700	769	(31)	27,500	4.0	02/05/2024
CHPG2327	750	-12.8%	100	45	27,700	549	(201)	29,000	2.0	22/01/2024
CHPG2328	1,860	9.4%	10	146	27,700	1,316	(544)	28,500	2.0	02/05/2024
CHPG2329	2,350	4.0%	830	237	27,700	1,642	(708)	29,000	2.0	01/08/2024
CHPG2330	410	-18.0%	90,400	97	27,700	405	(5)	31,000	3.0	14/03/2024
CHPG2331	870	-2.3%	59,720	304	27,700	705	(165)	28,000	6.0	07/10/2024
CHPG2332	940	4.4%	1,290	335	27,700	708	(232)	28,500	6.0	07/11/2024
CHPG2333	910	0.0%	62,150	363	27,700	707	(203)	29,000	6.0	05/12/2024
CHPG2334	690	0.0%	67,630	396	27,700	535	(155)	29,500	8.0	07/01/2025
CHPG2335	800	5.3%	7,810	55	27,700	528	(272)	27,110	4.0	01/02/2024
CHPG2336	1,200	8.1%	10	146	27,700	700	(500)	28,110	4.0	02/05/2024
CHPG2337	1,310	8.3%	20	208	27,700	694	(616)	29,670	4.0	03/07/2024
CHPG2338	1,570	2.6%	2,410	300	27,700	853	(717)	30,000	4.0	03/10/2024
CHPG2339	4,570	2.5%	10	391	27,700	1,991	(2,579)	30,220	2.0	02/01/2025
CHPG2340	2,350	2.2%	10	136	27,700	1,446	(904)	25,000	3.0	22/04/2024
CMBB2305	460	-2.1%	1,920	20	18,200	447	(13)	14,420	8.5	28/12/2023
CMBB2306	1,550	0.0%	4,220	166	18,200	1,323	(227)	16,970	1.7	22/05/2024
CMBB2308	270	0.0%	6,580	52	18,200	182	(88)	18,500	4.0	29/01/2024
CMBB2309	470	2.2%	18,270	146	18,200	282	(188)	19,000	4.0	02/05/2024
CMBB2310	470	0.0%	1,000	45	18,200	238	(232)	19,000	2.0	22/01/2024
CMBB2311	1,000	0.0%	1,000	146	18,200	563	(437)	19,000	2.0	02/05/2024



CMBB2312	1,270	0.8%	600	237	18,200	682	(588)	19,500	2.0	01/08/2024
CMBB2313	360	-26.5%	10,310	97	18,200	159	(201)	21,000	2.0	14/03/2024
CMBB2314	600	-1.6%	2,320	243	18,200	304	(296)	20,000	4.0	07/08/2024
CMBB2315	860	1.2%	5,010	396	18,200	445	(415)	20,000	4.0	07/01/2025
CMBB2316	800	1.3%	10	146	18,200	157	(643)	18,000	10.0	02/05/2024
CMSN2302	1,900	11.8%	10,270	166	66,200	1,176	(724)	66,000	6.0	22/05/2024
CMSN2305	390	39.3%	11,820	82	66,200	148	(242)	76,790	10.0	28/02/2024
CMSN2306	330	-2.9%	33,100	76	66,200	87	(243)	80,000	10.0	22/02/2024
CMSN2307	710	24.6%	1,300	199	66,200	253	(457)	83,000	10.0	24/06/2024
CMSN2309	90	-71.0%	91,520	52	66,200	21	(69)	85,000	8.0	29/01/2024
CMSN2310	160	-52.9%	93,040	45	66,200	22	(138)	83,000	8.0	22/01/2024
CMSN2311	630	28.6%	48,780	237	66,200	275	(355)	88,500	8.0	01/08/2024
CMSN2312	180	-66.0%	5,190	60	66,200	4	(176)	98,100	5.0	06/02/2024
CMSN2313	880	23.9%	6,620	304	66,200	482	(398)	80,000	10.0	07/10/2024
CMSN2314	300	-11.8%	1,650	55	66,200	59	(241)	79,000	10.0	01/02/2024
CMSN2315	570	23.9%	13,510	146	66,200	183	(387)	82,000	10.0	02/05/2024
CMSN2316	1,320	20.0%	10	300	66,200	387	(933)	83,980	10.0	03/10/2024
CMSN2317	2,080	17.5%	10	391	66,200	566	(1,514)	86,870	8.0	02/01/2025
CMWG2304	460	18.0%	8,560	20	42,600	454	(6)	33,680	19.8	28/12/2023
CMWG2305	2,300	6.0%	35,390	166	42,600	2,234	(66)	35,660	4.0	22/05/2024
CMWG2307	110	-52.2%	37,480	52	42,600	74	(36)	50,000	8.0	29/01/2024
CMWG2308	160	-57.9%	21,640	45	42,600	56	(104)	52,000	5.0	22/01/2024
CMWG2309	450	0.0%	69,390	146	42,600	260	(190)	54,000	5.0	02/05/2024
CMWG2310	770	24.2%	25,870	237	42,600	453	(317)	54,500	5.0	01/08/2024
CMWG2311	220	-62.1%	25,560	60	42,600	30	(190)	58,900	3.0	06/02/2024
CMWG2312	820	6.5%	860	137	42,600	308	(512)	56,000	3.0	23/04/2024
CMWG2313	830	22.1%	169,940	243	42,600	562	(268)	50,000	6.0	07/08/2024
CMWG2314	670	15.5%	178,870	396	42,600	452	(218)	52,000	10.0	07/01/2025
CMWG2315	570	5.6%	2,740	146	42,600	118	(452)	48,890	20.0	02/05/2024
CMWG2316	790	4.0%	61,910	257	42,600	689	(101)	48,000	6.0	21/08/2024
CMWG2317	750	0.0%	50	136	42,600	323	(427)	50,000	6.0	22/04/2024
CNVL2303	860	-1.2%	3,630	104	17,600	622	(238)	17,330	4.0	21/03/2024
CNVL2304	570	-5.0%	11,950	14	17,600	558	(12)	15,560	4.0	22/12/2023
CNVL2305	1,390	3.7%	13,620	199	17,600	885	(505)	17,000	4.0	24/06/2024
CPDR2303	2,520	0.8%	56,620	104	28,700	2,354	(166)	19,890	4.0	21/03/2024
CPDR2304	2,630	1.5%	15,860	14	28,700	2,680	50	18,000	4.0	22/12/2023
CPDR2305	2,710	0.7%	8,440	199	28,700	2,493	(217)	20,220	4.0	24/06/2024
CPOW2303	30	-86.4%	44,230	13	11,650	0	(30)	15,330	2.0	21/12/2023
CPOW2304	160	-42.9%	22,440	104	11,650	12	(148)	16,330	2.0	21/03/2024
CPOW2305	160	-40.7%	4,520	76	11,650	19	(141)	15,000	2.0	22/02/2024
CPOW2306	390	11.4%	210	199	11,650	77	(313)	16,000	2.0	24/06/2024
CPOW2307	20	-90.5%	38,150	6	11,650	0	(20)	13,500	2.0	14/12/2023
CPOW2308	310	0.0%	105,890	129	11,650	157	(153)	12,000	5.0	15/04/2024
CPOW2309	370	2.8%	110	159	11,650	119	(251)	14,500	2.0	15/05/2024
CPOW2310	230	-54.0%	10,910	45	11,650	35	(195)	14,000	1.0	22/01/2024
CPOW2311	110	-76.6%	10,730	60	11,650	10	(100)	15,500	1.0	06/02/2024
CPOW2312	510	8.5%	30,050	55	11,650	186	(324)	12,220	2.0	01/02/2024
CPOW2313	1,060	6.0%	100	208	11,650	363	(697)	12,890	2.0	03/07/2024
CPOW2314	1,310	2.3%	10	300	11,650	453	(857)	13,110	2.0	03/10/2024
CPOW2315	1,520	4.8%	10	391	11,650	508	(1,012)	13,460	2.0	02/01/2025
CSHB2301	730	0.0%	7,900	55	11,000	246	(484)	11,330	2.0	01/02/2024
CSHB2302	1,120	2.8%	80	146	11,000	330	(790)	12,000	2.0	02/05/2024
CSHB2303	1,340	1.5%	10	207	11,000	376	(964)	12,350	2.0	02/07/2024
CSHB2304	740	0.0%	1,010	208	11,000	197	(543)	11,670	5.0	03/07/2024
CSHB2305	730	-5.2%	29,140	300	11,000	190	(540)	12,560	5.0	03/10/2024
CSHB2306	1,980	1.5%	10	391	11,000	555	(1,425)	12,780	2.0	02/01/2025
CSTB2305	220	-15.4%	33,160	20	28,200	149	(71)	29,110	5.0	28/12/2023
CSTB2306	1,600	-3.0%	63,380	166	28,200	1,262	(338)	30,000	2.0	22/05/2024
CSTB2309	110	-57.7%	10,440	20	28,200	69	(41)	30,560	5.0	28/12/2023
CSTB2310	500	-2.0%	2,450	82	28,200	286	(214)	30,330	5.0	28/02/2024

CSTB2312	680	0.0%	0	195	28,200	355	(325)	33,330	5.0	20/06/2024
CSTB2313	770	0.0%	4,020	286	28,200	394	(376)	35,560	5.0	19/09/2024
CSTB2314	330	-2.9%	12,500	76	28,200	168	(162)	32,220	5.0	22/02/2024
CSTB2315	310	0.0%	20,110	105	28,200	149	(161)	34,330	5.0	22/03/2024
CSTB2316	530	0.0%	0	199	28,200	236	(294)	36,330	5.0	24/06/2024
CSTB2317	110	-71.8%	122,530	6	28,200	39	(71)	30,000	3.0	14/12/2023
CSTB2318	620	-3.1%	11,290	159	28,200	450	(170)	32,000	4.0	15/05/2024
CSTB2319	820	6.5%	1,540	129	28,200	385	(435)	27,000	9.0	15/04/2024
CSTB2321	400	-14.9%	86,360	52	28,200	364	(36)	29,000	4.0	29/01/2024
CSTB2322	1,140	5.6%	4,430	146	28,200	579	(561)	30,000	4.0	02/05/2024
CSTB2323	410	-21.2%	31,920	45	28,200	332	(78)	29,000	4.0	22/01/2024
CSTB2324	1,020	13.3%	380	146	28,200	493	(527)	31,000	4.0	02/05/2024
CSTB2325	1,110	-0.9%	280	237	28,200	666	(444)	31,500	4.0	01/08/2024
CSTB2326	1,250	0.0%	0	137	28,200	660	(590)	33,000	2.0	23/04/2024
CSTB2327	610	-1.6%	36,180	243	28,200	427	(183)	32,000	6.0	07/08/2024
CSTB2328	640	0.0%	2,680	396	28,200	425	(215)	33,000	8.0	07/01/2025
CSTB2329	380	-5.0%	4,050	55	28,200	160	(220)	31,890	4.0	01/02/2024
CSTB2330	660	-7.0%	4,110	146	28,200	296	(364)	34,000	4.0	02/05/2024
CSTB2331	680	0.0%	10	208	28,200	300	(380)	35,000	5.0	03/07/2024
CSTB2332	890	6.0%	10	300	28,200	399	(491)	35,890	5.0	03/10/2024
CSTB2333	3,890	3.7%	10	391	28,200	1,280	(2,610)	36,110	2.0	02/01/2025
CSTB2334	2,630	0.0%	0	257	28,200	1,553	(1,077)	27,000	3.0	21/08/2024
CSTB2335	1,600	1.3%	10	136	28,200	621	(979)	31,000	3.0	22/04/2024
CTCB2302	2,190	0.9%	22,050	166	30,950	1,800	(390)	27,000	3.0	22/05/2024
CTCB2304	240	-38.5%	4,500	52	30,950	138	(102)	34,500	4.0	29/01/2024
CTCB2305	430	-4.4%	2,510	45	30,950	287	(143)	32,000	4.0	22/01/2024
CTCB2306	930	-3.1%	570	146	30,950	616	(314)	32,000	4.0	02/05/2024
CTCB2307	1,100	0.0%	0	237	30,950	640	(460)	34,000	4.0	01/08/2024
CTCB2308	410	-30.5%	10,100	97	30,950	194	(216)	37,000	3.0	14/03/2024
CTCB2309	1,370	0.7%	360	290	30,950	884	(486)	35,000	3.0	23/09/2024
CTCB2310	560	1.8%	8,770	304	30,950	344	(216)	35,000	8.0	07/10/2024
CTCB2311	1,950	10.2%	10	136	30,950	786	(1,164)	32,000	3.0	22/04/2024
CTPB2303	300	3.5%	4,830	20	17,450	241	(59)	15,810	7.2	28/12/2023
CTPB2304	770	4.1%	330	146	17,450	246	(524)	18,890	4.0	02/05/2024
CTPB2305	900	1.1%	50	208	17,450	287	(613)	19,330	4.0	03/07/2024
CTPB2306	2,250	0.9%	730	300	17,450	682	(1,568)	19,890	2.0	03/10/2024
CVHM2302	1,010	1.0%	9,940	166	39,650	335	(675)	50,000	4.0	22/05/2024
CVHM2305	110	-35.3%	1,510	82	39,650	10	(100)	57,780	8.0	28/02/2024
CVHM2306	170	6.3%	910	76	39,650	4	(166)	60,670	8.0	22/02/2024
CVHM2307	340	-10.5%	740	199	39,650	49	(291)	62,670	8.0	24/06/2024
CVHM2309	90	-59.1%	60,480	52	39,650	0	(90)	62,000	8.0	29/01/2024
CVHM2310	100	-70.6%	36,250	45	39,650	1	(99)	59,000	5.0	22/01/2024
CVHM2311	370	-2.6%	44,770	237	39,650	146	(224)	60,500	5.0	01/08/2024
CVHM2312	280	-33.3%	20,230	146	39,650	97	(183)	56,000	5.0	02/05/2024
CVHM2313	490	4.3%	53,330	304	39,650	272	(218)	50,000	10.0	07/10/2024
CVHM2314	270	-3.6%	90,310	55	39,650	36	(234)	48,890	8.0	01/02/2024
CVHM2315	510	-10.5%	2,310	146	39,650	125	(385)	50,890	8.0	02/05/2024
CVHM2316	680	1.5%	10,180	208	39,650	195	(485)	51,230	8.0	03/07/2024
CVHM2317	910	-2.2%	10	300	39,650	276	(634)	52,350	8.0	03/10/2024
CVHM2318	1,810	2.3%	10	391	39,650	555	(1,255)	53,460	5.0	02/01/2025
CVHM2319	860	-7.5%	14,610	136	39,650	153	(707)	52,000	5.0	22/04/2024
CVIB2302	1,250	-3.9%	500	166	19,350	1,131	(119)	19,150	1.7	22/05/2024
CVIB2304	810	3.9%	540	243	19,350	486	(324)	20,000	4.0	07/08/2024
CVIB2305	600	3.5%	1,290	396	19,350	314	(286)	22,000	6.0	07/01/2025
CVIB2306	2,090	2.0%	430	257	19,350	1,799	(291)	17,000	2.0	21/08/2024
CVIC2303	20	-90.5%	12,880	13	42,950	0	(20)	57,780	8.0	21/12/2023
CVIC2304	310	3.3%	3,050	104	42,950	31	(279)	59,890	8.0	21/03/2024
CVIC2305	210	5.0%	3,290	76	42,950	10	(200)	61,110	8.0	22/02/2024
CVIC2306	1,180	19.2%	20	199	42,950	90	(1,090)	62,220	8.0	24/06/2024
CVIC2308	520	2.0%	108,790	243	42,950	316	(204)	50,000	10.0	07/08/2024

CVIC2309	560	1.8%	11,210	304	42,950	330	(230)	52,000	10.0	07/10/2024
CVIC2310	410	-2.4%	2,040	55	42,950	74	(336)	50,000	8.0	01/02/2024
CVIC2311	500	0.0%	11,180	83	42,950	89	(411)	52,000	8.0	29/02/2024
CVIC2312	840	0.0%	10	208	42,950	218	(622)	52,350	10.0	03/07/2024
CVIC2313	1,070	1.9%	10	300	42,950	292	(778)	53,460	10.0	03/10/2024
CVIC2314	2,630	-1.5%	2,500	391	42,950	707	(1,923)	54,570	5.0	02/01/2025
CVNM2304	810	19.1%	43,800	82	69,000	326	(484)	68,760	9.7	28/02/2024
CVNM2305	550	0.0%	10,310	76	69,000	209	(341)	71,020	9.7	22/02/2024
CVNM2306	970	5.4%	2,400	199	69,000	322	(648)	73,170	9.7	24/06/2024
CVNM2308	990	5.3%	48,410	146	69,000	517	(473)	69,000	8.0	02/05/2024
CVNM2309	200	-64.9%	370	60	69,000	14	(186)	82,000	5.0	06/02/2024
CVNM2310	740	5.7%	21,910	243	69,000	175	(565)	80,000	10.0	07/08/2024
CVNM2311	1,100	1.9%	150	396	69,000	313	(787)	80,000	10.0	07/01/2025
CVNM2312	260	-29.7%	4,230	55	69,000	11	(249)	80,000	10.0	01/02/2024
CVNM2313	510	6.3%	3,010	146	69,000	42	(468)	83,980	10.0	02/05/2024
CVNM2314	1,170	6.4%	10	300	69,000	139	(1,031)	86,890	8.0	03/10/2024
CVNM2315	3,560	3.2%	10	391	69,000	358	(3,202)	88,890	4.0	02/01/2025
CVNM2316	1,390	3.0%	10	136	69,000	633	(757)	65,000	10.0	22/04/2024
CVPB2304	230	0.0%	62,800	20	19,600	224	(6)	16,200	15.3	28/12/2023
CVPB2305	1,360	-1.5%	154,000	129	19,600	1,082	(278)	17,160	2.9	15/04/2024
CVPB2306	430	-27.1%	23,860	6	19,600	370	(60)	19,060	1.9	14/12/2023
CVPB2308	180	-10.0%	121,530	52	19,600	139	(41)	20,970	3.8	29/01/2024
CVPB2309	400	-7.0%	111,070	146	19,600	282	(118)	21,450	3.8	02/05/2024
CVPB2310	610	0.0%	0	45	19,600	322	(288)	20,490	1.9	22/01/2024
CVPB2311	1,360	-4.9%	2,000	146	19,600	959	(401)	19,540	1.9	02/05/2024
CVPB2312	1,800	5.9%	3,210	237	19,600	1,117	(683)	20,020	1.9	01/08/2024
CVPB2313	300	-40.0%	830	60	19,600	89	(211)	23,260	1.9	06/02/2024
CVPB2314	560	5.7%	82,490	243	19,600	309	(251)	22,880	3.8	07/08/2024
CVPB2315	520	-1.9%	16,510	396	19,600	298	(222)	23,350	5.7	07/01/2025
CVPB2316	580	1.8%	10	146	19,600	170	(410)	22,360	4.8	02/05/2024
CVPB2317	700	1.5%	12,010	208	19,600	265	(435)	22,880	3.8	03/07/2024
CVPB2318	890	2.3%	980	300	19,600	340	(550)	23,420	3.8	03/10/2024
CVPB2319	2,910	2.1%	10	391	19,600	802	(2,108)	23,950	1.9	02/01/2025
CVPB2320	1,130	3.7%	10	136	19,600	402	(728)	20,970	2.9	22/04/2024
CVRE2303	1,260	0.0%	7,460	166	23,350	601	(659)	25,000	3.0	22/05/2024
CVRE2306	200	17.7%	20,390	82	23,350	47	(153)	29,330	5.0	28/02/2024
CVRE2307	110	-45.0%	11,110	76	23,350	27	(83)	30,330	5.0	22/02/2024
CVRE2308	330	6.5%	8,310	199	23,350	121	(209)	31,330	5.0	24/06/2024
CVRE2310	60	0.0%	81,940	52	23,350	11	(49)	30,000	6.0	29/01/2024
CVRE2311	120	-52.0%	12,510	45	23,350	20	(100)	29,000	4.0	22/01/2024
CVRE2312	440	12.8%	91,740	146	23,350	233	(207)	27,500	4.0	02/05/2024
CVRE2313	540	10.2%	140	237	23,350	271	(269)	29,500	4.0	01/08/2024
CVRE2314	80	-73.3%	3,200	60	23,350	3	(77)	34,100	3.0	06/02/2024
CVRE2315	330	6.5%	42,250	304	23,350	167	(163)	30,000	8.0	07/10/2024
CVRE2316	360	16.1%	530	55	23,350	31	(329)	29,000	4.0	01/02/2024
CVRE2317	440	4.8%	4,280	146	23,350	127	(313)	30,000	4.0	02/05/2024
CVRE2318	600	11.1%	500	208	23,350	172	(428)	31,000	4.0	03/07/2024
CVRE2319	800	2.6%	110	300	23,350	252	(548)	31,780	4.0	03/10/2024
CVRE2320	2,880	2.9%	10	391	23,350	662	(2,218)	32,330	2.0	02/01/2025
CVRE2321	660	0.0%	110	105	23,350	101	(559)	29,000	4.0	22/03/2024

(\*) All are buying stock rights, conducted in European style and payment method is in cash

(\*\*) PHS evaluates in Black-Scholes model

## LIST OF CODES ANALYZED

Ticker	Exchange	Market price	Reasonable price *	Report date	2022F EAT (bil. VND)	PE forward	PB forward
<a href="#">FRT</a>	HOSE	101,100	117,700	07/12/2023	305	45.5	9.3
<a href="#">NLG</a>	HOSE	36,900	40,600	07/12/2023	631	18.5	1.5
<a href="#">TCM</a>	HOSE	40,900	55,300	28/11/2023	221	15.5	1.7
<a href="#">DPR</a>	HOSE	29,750	44,000	27/11/2023	300	10.4	1.1
<a href="#">GEG</a>	HOSE	13,450	18,900	23/11/2023	208	18.8	1.6
<a href="#">MWG</a>	HOSE	42,600	65,900	17/11/2023	356	165.2	2.5
<a href="#">SIP</a>	HOSE	58,500	83,400	17/11/2023	1,123	9.7	3.1
<a href="#">DPM</a>	HOSE	33,700	35,000	15/11/2023	900	13.1	1.2
<a href="#">SAB</a>	HOSE	65,600	88,050	15/11/2023	5,639	17.7	3.7
<a href="#">VCB</a>	HOSE	85,000	87,300	14/11/2023	37,497	13.0	2.2
<a href="#">STK</a>	HOSE	26,300	34,450	13/11/2023	82	19.3	1.3
<a href="#">TCB</a>	HOSE	30,950	45,100	10/11/2023	18,401	7.0	1.0
<a href="#">FMC</a>	HOSE	46,400	59,400	07/11/2023	272	10.4	1.3
<a href="#">DCM</a>	HOSE	32,350	38,900	25/10/2023	1,823	11.3	1.9
<a href="#">KDH</a>	HOSE	31,750	40,900	23/10/2023	1,008	29.1	2.1
<a href="#">VCG</a>	HOSE	24,200	33,000	18/10/2023	492	30.9	1.7
<a href="#">VRE</a>	HOSE	23,350	39,400	16/10/2023	4,036	22.7	2.6
<a href="#">POW</a>	HOSE	11,650	14,800	22/09/2023	1,817	23.6	1.1
<a href="#">VPB</a>	HOSE	19,600	24,400	21/09/2023	14,007	11.8	1.0
<a href="#">ANV</a>	HOSE	31,300	44,600	20/09/2023	574	10.3	1.7
<a href="#">BSR</a>	UPCOM	18,891	20,200	30/08/2023	7,288	8.7	1.1
<a href="#">VNM</a>	HOSE	69,000	73,100	25/08/2023	9,365	16.3	4.9
<a href="#">MSH</a>	HOSE	37,550	49,350	23/08/2023	270	13.7	2.0
<a href="#">GAS</a>	HOSE	77,600	111,000	17/08/2023	13,268	16.2	3.2
<a href="#">DGW</a>	HOSE	53,200	50,800	14/08/2023	440	18.8	3.1
<a href="#">IDC</a>	HNX	49,900	48,527	03/08/2023	48,527	6.1	2.8
<a href="#">PNJ</a>	HOSE	78,600	89,000	03/08/2023	1,729	12.2	3.0
<a href="#">NT2</a>	HOSE	24,850	32,500	02/08/2023	671	13.9	2.1
<a href="#">STB</a>	HOSE	28,200	38,000	14/07/2023	7,259	9.9	1.6
<a href="#">PLX</a>	HOSE	35,650	45,100	05/07/2023	3,513	18.3	2.5
<a href="#">ACB</a>	HOSE	22,400	25,400	30/06/2023	14,955	6.6	1.3
<a href="#">BID</a>	HOSE	41,900	57,956	13/06/2023	23,019	12.7	2.3
<a href="#">CTG</a>	HOSE	26,900	39,700	13/06/2023	19,121	10.0	1.5
<a href="#">MBB</a>	HOSE	18,200	27,200	13/06/2023	21,242	5.8	1.2
<a href="#">HDB</a>	HOSE	18,750	23,170	13/06/2023	10,216	6.2	1.3
<a href="#">TPB</a>	HOSE	17,450	24,000	13/06/2023	6,732	5.7	1.0
<a href="#">OCB</a>	HOSE	14,100	22,700	13/06/2023	4,354	7.2	1.1
<a href="#">VIB</a>	HOSE	19,350	29,300	13/06/2023	9,378	6.6	1.5
<a href="#">LPB</a>	HOSE	16,350	18,800	13/06/2023	4,925	6.6	1.1
<a href="#">MSB</a>	HOSE	13,050	21,900	13/06/2023	4,803	9.1	1.4
<a href="#">SHB</a>	HOSE	11,000	15,600	13/06/2023	8,035	6.0	0.9
<a href="#">DHG</a>	HOSE	102,100	111,600	13/06/2023	1,061	13.8	3.0
<a href="#">IMP</a>	HOSE	55,200	68,000	13/06/2023	286	15.9	2.2
<a href="#">QTP</a>	UPCOM	15,103	23,900	13/06/2023	1,300	8.3	1.6
<a href="#">PVS</a>	HNX	38,800	30,700	13/06/2023	1,059	16.8	1.2
<a href="#">MPC</a>	UPCOM	17,869	19,200	13/06/2023	597	12.9	1.3
<a href="#">VHM</a>	HOSE	39,650	83,100	13/06/2023	29,034	12.5	2.3
<a href="#">KBC</a>	HOSE	32,550	32,000	13/06/2023	2,073	11.9	1.3
<a href="#">HPG</a>	HOSE	27,700	35,400	13/06/2023	7,698	16.6	1.2
<a href="#">SBT</a>	HOSE	13,500	16,700	13/06/2023	827	15.7	1.1
<a href="#">PVI</a>	HNX	45,300	47,002	19/12/2022	996	13.8	1.3
<a href="#">BMI</a>	HOSE	21,200	25,190	19/12/2022	427	9.0	1.0
<a href="#">BVH</a>	HOSE	39,550	70,900	19/12/2022	2,967	17.7	2.3

<a href="#">VHC</a>	HOSE	74,900	69,000	19/12/2022	1,510	8.4	1.5
<a href="#">SZC</a>	HOSE	43,000	42,700	19/12/2022	585	7.5	2.6
<a href="#">GVR</a>	HOSE	20,050	29,755	19/12/2022	5,521	27.8	2.1
<a href="#">LHG</a>	HOSE	30,300	42,250	19/12/2022	653	3.5	1.2
<a href="#">PVT</a>	HOSE	26,000	26,900	19/12/2022	831	14.1	1.2
<a href="#">TRA</a>	HOSE	79,500	117,400	19/12/2022	349	13.9	2.8

Source: PHS

\*Reasonable price hasn't been adjusted with operated rights after reporting date

### **Analyst Certification**

The report is made by Pham Quang Chuong, analyst – Phu Hung Securities Joint Stock Company. Each research analyst(s), strategist(s) or research associate(s) responsible for the preparation and content of all or any identified portion of this research report hereby certifies that, with respect to each issuer or security or any identified portion of the report with respect to each issuer or security that the research analyst, strategist or research associate covers in this research report, all of the views expressed by that research analyst, strategist or research associate in this research report accurately reflect their personal views about those issuer(s) or securities. Each research analyst(s), strategist(s) or research associate(s) also certify that no part of their compensation was, is, or will be, directly or indirectly, related to the specific recommendation(s) or view(s) expressed by that research analyst, strategist or research associate in this research report.

### **Ratings Definition**

Buy = higher than domestic market by over 10%  
Hold = similar to domestic market at the rate of +10% ~ -10%  
Sell = lower than domestic market by below 10%  
No rating = the code is not rated in Phu Hung or not yet listed  
The performance is determined by total recollection in 12 months (including dividend).

### **Analyst Certification**

This information has been compiled from sources we believe to be reliable, but we do not hold ourselves responsible for its completeness or accuracy. It is not an offer to sell or solicitation of an offer to buy any securities. Phu Hung Securities and its affiliates and their officers and employees may or may not have a position in or with respect to the securities mentioned herein. Phu Hung Securities (or one of its affiliates) may from time to time perform investment banking or other services or solicit investment banking or other business for any company mentioned in this report. All opinions and estimates included in this report constitute our judgment as of this date and are subject to change without notice.

#### **© Phu Hung Securities Corporation**

F21, Phu My Hung Tower, 08 Hoang Van Thai, Tan Phu Ward, District 7, HCMC  
Phone: (84-28) 5 413 5479 Fax: (84-28) 5 413 5472  
Customer Service: 1900 25 23 58 Call Center: (84-28) 5 413 5488  
E-mail: [info@phs.vn](mailto:info@phs.vn) / [support@phs.vn](mailto:support@phs.vn) Web: [www.phs.vn](http://www.phs.vn)

#### **Phu My Hung Trading office**

Ground Floor, CR2-08, 107 Ton  
Dat Tien, Tan Phu Ward, District 7,  
Ho Chi Minh City  
Tel: (84-28) 5 413 5478  
Fax: (84-28) 5 413 5473

#### **District 3 Branch**

4th & 5th Floor, 458 Nguyen  
Thi Minh Khai, Ward 2,  
District 3, Ho Chi Minh City  
Tel: (84-28) 3 820 8068  
Fax: (84-28) 3 820 8206

#### **Thanh Xuan Branch**

5th Floor, UDIC Complex Building, N04  
Hoang Dao Thuy, Trung Hoa Ward, Cau  
Giay District, Ha Noi  
Tel: (84-24) 6 250 9999  
Fax: (84-24) 6 250 6666

#### **Tan Binh Branch**

Park Legend Building, 251 Hoang  
Van Thu Street, Ward 2, Tan Binh  
District, Ho Chi Minh City  
Tel: (84-28) 3 813 2401  
Fax: (84-28) 3 813 2415

#### **Hanoi Branch**

5th Floor, Vinafor Building,  
No.127 Lo Duc, Dong Mac  
Ward, Hai Ba Trung District,  
Ha Noi  
Tel: (84-24) 3 933 4566  
Fax: (84-24) 3 933 4820

#### **Hai Phong Branch**

2nd Floor, Building No.18 Tran Hung  
Dao, Hoang Van Thu Ward, Hong Bang  
District, Hai Phong  
Tel: (84-225) 384 1810  
Fax: (84-225) 384 1801

#### **District 1 Branch**

Room 1003A, 10th Floor, No. 81-  
83-83B-85 Ham Nghi Street,  
Nguyen Thai Binh Ward, District 1,  
Ho Chi Minh City  
Tel: ((84-28) 3 535 6060  
Fax: (84-28) 3 535 2912