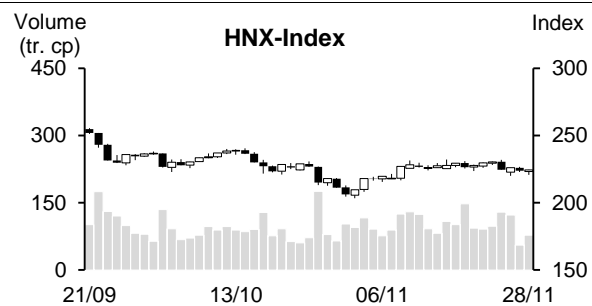
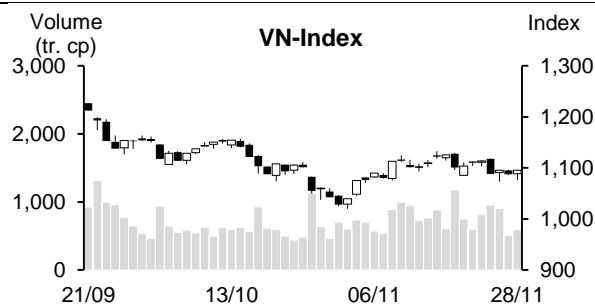


28/11/2023	HOSE		VN30		HNX	
	Value	Change %	Value	Change %	Value	Change %
Closing rate	1,095.43	0.68%	1,088.51	0.94%	224.39	0.22%
Total volume (mil. shares)	682.06	14.60%	176.10	14.33%	81.16	37.23%
Matched volume (mil. shares)	593.43	16.97%	132.96	4.43%	77.89	40.75%
20-session average (mil. shares)	763.05	-22.23%	184.75	-28.03%	102.30	-23.86%
Total value (bil dong)	14,065	19.06%	4,992	16.42%	1,457	30.07%
Matched value (bil dong)	12,055	20.78%	3,760	5.45%	1,414	35.72%
20-session average (bil dong)	15,263	-21.02%	5,217	-27.92%	1,910	-25.94%
	Weight %		Weight %		Weight %	
Number of gainers	290	48%	22	73%	84	36%
Number of droppers	210	35%	4	13%	68	29%
Stand still codes	100	17%	4	13%	79	34%



REMARKABLE POINTS ON THE MARKET

The market went against the stream dramatically. The situation was similar to that on Friday as red took control in most trading time. However, when VN-Index dropped to around 1,070-1,080 points, buyers started catching bottom. Pillar codes took turn to gain, including steel, securities, real estate, or banking. The gain was also supported by other groups so main indexes closed at day highest level, and the market balance was also positive again. The liquidity was better than yesterday but still quite low, showing that investors are still cautious. Foreign investors saw net selling in most trading time but suddenly bought at the end and saw the 3rd net buying session in a row.

TECHNICAL POINT OF VIEW

In technical term, VN-Index gained again. The volume was higher than previous session but was still below 10 and 20-session average, showing that the cash flow is not positive. Not just that, the index hasn't escaped MA5 and 20 pressure, and -DI widened the gap from +DI, showing that correcting pressure is still there. However, MA5, 20, and 50 are meeting around MA200, and the index gained and created base-withdraw candle with long shadow below from support level of 1,070-1,080 points, showing that Sideway status within a range of 1,070-1,130 points is still maintained. Therefore, the index might move to challenge upper line around 1,130 points. For HNX, HNX-Index saw similar situation. It also moved within a small range around MA lines from 5 to 200 that are meeting, along with a gain with base-withdraw candle, showing that the index is still moving within Sideway range of 220-230 points and might recover from lower to higher range. In general, the market is showing sign supporting Sideway within a range after the gain on November 28. Therefore, investors might keep a balance weight and surf on existed stocks. In which, having priority on good-fundamental codes with profit growth prospect that can attract strong cash flow.

Recommending code: VRE (Buy)

Observing code: HAH, FRT

(Details in page 2)

RECOMMENDING CODES AS PER TECHNICAL SIGNS

Codes of the day

No	Ticker	Recommend	Recommended date	Current Price	Operation Price	Current profit/loss	Target Price	Expected profit	Cut loss price	Expected Loss	Note
1	VRE	Buy	29/11/23	22.8	22.8	0.0%	25.1	10.1%	22	-3.5%	Might recover again

No	Ticker	Recommend	Recommended date	Current Price	Resistance	Cut loss	Technical sign
1	HAH	Observe to buy	29/11/23	36	39-41	34	Positive gaining candle surpassing recent correcting peak with higher vol. -> might continue on gaining trend to old peak
2	FRT	Observe to buy	29/11/23	98.8	105-107	95	Base-withdraw candle at support level of 95-98 after the correction that is not too negative -> might recover to old peak

List of recommended codes

No	Ticker	Recommend	Recommended date	Current Price	04/11/22	Current profit/loss	Target Price	Expected profit	Cut loss price	Expected Loss	Note
1	TCM	Buy	08/11/23	41.3	41.7	-1%	44.5	6.7%	40.3	-3.4%	
2	MSN	Buy	15/11/23	61.3	62.6	-2.1%	70.3	12.3%	59	-6%	
3	HDG	Buy	23/11/23	27.5	28.2	-2.5%	31.9	13.1%	27	-4%	
4	DHT	Buy	27/11/23	23	23	0.0%	27.3	18.7%	21.5	-7%	

DAILY NEWS**Domestic news****Deposit in banks increased further, despite record low interest rate**

The data from SBV showed that as of the end of September 2023, total payment means in the economic is over 15,000 trillion, 5.62% higher than the end of 2022. Deposit from the people in banking system increased strongly by 9.95% from the end of last year, to over 6,440 trillion. Meanwhile, deposit from economic institutes in banking system increased by 4.65% to over 6,230 trillion. In September alone, economic institutes' deposit increased by 217,353 billion.

Deposit from the people and institutes flew into banks despite the fact that mobilizing interest rate has dropped to a record low level.

At the moment, deposit interest rate in banks is at low level. Savings interest rate for 1-3-month terms is about 2.8-4.75%/year, 6-9-month is about 4.1-5.6%, 12-month is about 4.2-5.9%/year.

Vietnam is second biggest shrimp supplier in the world, export to 100 countries

According to Department of Sea products (Ministry of Agriculture and Rural Development), in 2010-2023, Vietnam brackish-water shrimp farming area is 644,000-737,000ha, shrimp is exported to about 100 countries with 5 big markets: EU, America, Japan, China, and Korea.

These figures made Vietnam the second biggest shrimp supplier in the world with export value accounting 13-14% total world shrimp export value.

SJC gold price created new record at 73.4 million dong/tael

SJC gold price on November 28 surpassed record created in March last year. At 10:35, SJC gold price in Doji system was sold at 73.4 million dong/tael, 1 million dong higher than yesterday, and is 1 million dong higher than buying side.

Domestic gold price gaining trend was triggered from September after many months being flat within 66-68 million dong/tael.

World gold price this morning is still above important rate of 2,000 USD/ounce.

Source: Vietstock, Vietnambiz

Listing Company News

Dinh Vu Port will soon spend 100 billion dong on 2023 dividend advance

BoM of Dinh Vu Port Investment and Development (HOSE: DVP) approved 2023 cash dividend advance at the rate of 25%. Record date is in December 2023. Advancing time is before January 15, 2024. With 40 million outstanding shares, Dinh Vu Port expects to spend 100 billion dong on this advance.

DVP Q3/2023 results are not too positive with a drop in core business. EAT dropped by 45% YoY to over 51 billion – the lowest profit in the last 10 quarters.

SBT wants to mobilize a maximum of 500 billion from bonds to spend in the project of expanding domestic and export market share in sugar section

BoM of Thanh Thanh Cong – Bien Hoa (TTC AgriS, HOSE: SBT) approved maximum issuance of 5,000 bonds at par value of 100,000 dong/bond, total value is 500 billion. The bonds are non-convertible, with no stock right attached, guaranteed by Techcombank, and no guaranteed asset.

Maximum term is 36 months, interest rate is mix of fixed and floating rate. For the first 4 interest rate payment terms, the rate is fixed at 10.5%/year. For 8 following terms, the rate is float as total of 3.5%/year and referenced rate. Issuing time is expected to be in Q4/2023.

For usage plan, SBT expects to use all 500 billion dong to invest in the cooperation with Bien Hoa Consumption products (BHC) – subsidiary company 90% owned by SBT.

For mobilization, in early November 2023, BoM of SBT approved to offer 148 million shares to existed shareholders at the rate of 12%, offering rate as 12,000 dong/share. These shares will see no transfer limit. Expected selling time is before December 31, 2024, after being approved by SSC.

Total collection is expected at over 1,777 billion, will be used to pay sugar and fertilizer buying contracts with subsidiary companies. In which, having priority for using 910 billion to pay sugar buying contracts with BHC.

Thuan An Wood saw over 134 million dong of fine and tax rear-collection

On November 22, Binh Duong Tax Department issued administrative penalty for Thuan An Wood (HOSE: GTA). The penalties are personal income tax rear-collection of over 90 million; false tax declare administrative fine of nearly 31 million; personal income tax late submit of over 13.5 million. In total, the penalty and rear-submission is over 134 million.

For business results, GTA profit is nearly 2.4 billion in Q3, down by 20.6% YoY. The reason is the impact from Russia-Ukraine war, and long-lasting inflation which lowered wood demand, so customers required extending delivering time, even canceling orders, so revenue and profit dropped.

Source: Vietstock

MARKET STATISTICS**Statistics on matching trade****TOP 5 IMPACTING GAINERS**

HOSE			
Ticker	Closing (VND)	Change %	Impact %
VHM	40,750	2.39%	0.09%
BID	38,850	1.81%	0.08%
HPG	26,700	1.52%	0.05%
TCB	29,950	2.22%	0.05%
VIC	42,400	1.31%	0.05%

HNX			
Ticker	Closing (VND)	Change %	Impact %
MBS	21,400	2.39%	0.07%
IDC	48,500	1.04%	0.05%
SHS	17,600	1.15%	0.05%
VGS	22,600	6.10%	0.02%
PTI	50,000	1.21%	0.02%

TOP 5 IMPACTING DROPPERS

HOSE			
Ticker	Closing (VND)	Change %	Impact %
CTG	29,300	-0.34%	-0.01%
EIB	18,150	-0.82%	-0.01%
TMP	58,100	-4.75%	0.00%
DHG	102,000	-1.45%	0.00%
PGV	21,700	-0.69%	0.00%

HNX			
Ticker	Closing (VND)	Change %	Impact %
NVB	10,600	-1.85%	-0.04%
PRE	16,500	-4.62%	-0.03%
HTP	21,500	-4.02%	-0.03%
VNT	47,600	-9.33%	-0.03%
DTK	10,800	-0.92%	-0.02%

TOP 5 IN MATCHING VOLUME

HOSE			
Ticker	Closing (VND)	Change %	Volume (share)
VIX	16,250	0.93%	35,577,979
NVL	17,450	0.58%	28,257,219
VND	20,800	0.97%	26,429,176
SSI	31,400	1.29%	21,401,318
HAG	10,700	0.94%	20,232,179

HNX			
Ticker	Closing (VND)	Change %	Volume (share)
SHS	17,600	1.15%	19,877,096
CEO	21,600	0.00%	17,235,960
HUT	19,300	0.00%	5,125,679
MBS	21,400	2.39%	4,693,460
PVS	37,200	0.27%	2,809,208

TOP 5 IN MATCHING VALUE

HOSE			
Ticker	Closing (VND)	Change %	Value (bil. VND)
SSI	31,400	1.29%	657.8
VIX	16,250	0.93%	564.8
VND	20,800	0.97%	538.8
HPG	26,700	1.52%	498.0
NVL	17,450	0.58%	483.1

HNX			
Ticker	Closing (VND)	Change %	Value (bil. VND)
CEO	21,600	0.00%	366.4
SHS	17,600	1.15%	343.6
PVS	37,200	0.27%	103.9
MBS	21,400	2.39%	98.1
HUT	19,300	0.00%	97.6

Statistics on agreement trades**TOP 5 IN AGREEMENT TRADES**

HOSE		
Ticker	Agreement vol. (share)	Agreement value (bil. VND)
TCB	30,243,400	827.70
EIB	19,639,514	363.56
MSB	16,919,000	214.87
FPT	1,948,100	180.58
VPB	5,221,500	103.58

HNX		
Ticker	Agreement vol. (share)	Agreement value (bil. VND)
GKM	559,000	18.49
SEB	211,000	9.50
CTP	1,495,000	5.98
C69	894,000	5.78
HTP	100,000	2.46

Statistics on foreign investors' trade

Exchange	Buying vol. (mil. share)	Buying value (bil. VND)	Selling vol. (mil. share)	Selling value (bil. VND)	Net selling/ buying value (mil. share)	Net selling/ buying value (bil. VND)
HOSE	36.18	896.51	34.52	848.50	1.66	48.00
HNX	0.75	16.34	0.57	11.57	0.18	4.77
Total	36.92	912.85	35.08	860.07	1.84	52.77



TOP 5 BOUGHT-IN

HOSE			
Ticker	Closing (VND)	Buying vol. (share)	Buying value (bil. VND)
DGC	94,300	970,600	91.23
VHM	40,750	1,982,900	79.73
HPG	26,700	2,975,800	78.46
VPB	19,350	2,520,800	48.42
MWG	38,000	1,248,800	47.08

HNX			
Ticker	Closing (VND)	Buying vol. (share)	Buying value (bil. VND)
PVS	37,200	150,500	5.57
IDC	48,500	72,648	3.47
VGS	22,600	90,800	2.03
NRC	4,900	204,100	0.99
PVI	44,800	21,200	0.95

TOP 5 SOLD-OUT

HOSE			
Ticker	Closing (VND)	Selling vol. (share)	Selling value (bil. VND)
MWG	38,000	1,725,100	65.26
HPG	26,700	2,268,051	59.64
VNM	68,500	797,125	54.12
VHM	40,750	1,277,500	51.37
VCB	85,800	527,003	44.86

HNX			
Ticker	Closing (VND)	Selling vol. (share)	Selling value (bil. VND)
CEO	21,600	214,200	4.54
TNG	18,300	108,000	1.94
VCS	57,500	26,257	1.47
MBS	21,400	34,900	0.72
PVI	44,800	14,900	0.67

TOP 5 NET BUYING

HOSE			
Ticker	Closing (VND)	Net vol. (share)	Net value (bil VND)
DGC	94,300	754,300	71.10
VPB	19,350	1,752,200	33.63
VHM	40,750	705,400	28.36
HPG	26,700	707,749	18.82
DIG	24,500	500,100	12.01

HNX			
Ticker	Closing (VND)	Net vol. (share)	Net value (bil VND)
PVS	37,200	150,500	5.57
IDC	48,500	72,648	3.47
VGS	22,600	90,800	2.03
NRC	4,900	204,100	0.99
GIC	14,500	29,000	0.41

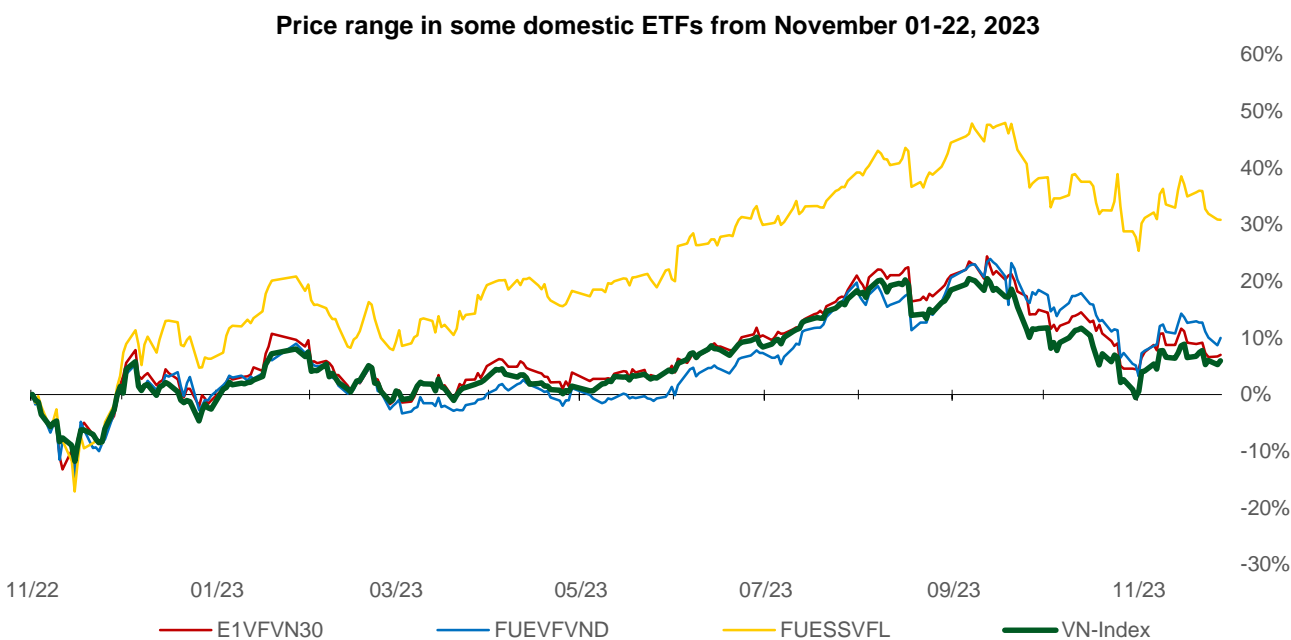
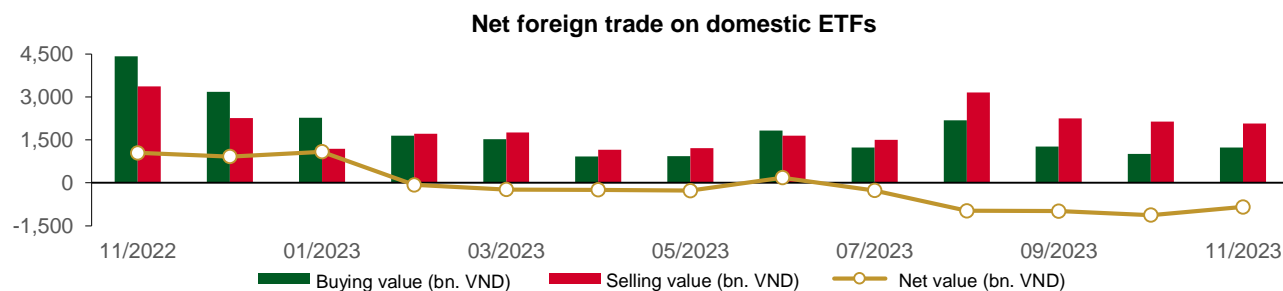
TOP 5 NET SELLING

HOSE			
Ticker	Closing (VND)	Net vol. (share)	Net value (bil VND)
VNM	68,500	(484,025)	(32.87)
VCI	40,650	(671,600)	(27.23)
VCB	85,800	(247,503)	(21.04)
VND	20,800	(989,200)	(20.40)
KBC	31,000	(601,966)	(18.25)

HNX			
Ticker	Closing (VND)	Net vol. (share)	Net value (bil VND)
CEO	21,600	(170,700)	(3.61)
VCS	57,500	(21,157)	(1.18)
TNG	18,300	(64,500)	(1.15)
VIG	7,600	(85,700)	(0.64)
MBS	21,400	(30,000)	(0.62)

Statistics on domestic ETF share trade

PRICE					FOREIGN TRADE			
Ticker	Closing	Change	Volume	Value	Ticker	Buying	Selling	Net value
	VND	(%)	(share)	(bil VND)		(bil VND)	(bil VND)	(bil VND)
E1VFN30	18,750	0.3%	1,256,769	23.33	E1VFN30	19.10	19.76	(0.66)
FUEMAV30	12,950	1.2%	2,300	0.03	FUEMAV30	0.02	0.00	0.02
FUESSV30	13,450	1.3%	12,935	0.17	FUESSV30	0.04	0.13	(0.09)
FUESSV50	16,630	0.0%	8,300	0.14	FUESSV50	0.00	0.00	0.00
FUESSVFL	17,660	-0.1%	206,409	3.60	FUESSVFL	3.30	3.30	(0.00)
FUEVFN30	24,690	1.2%	987,960	24.05	FUEVFN30	13.17	21.63	(8.46)
FUEVN100	14,670	-0.1%	80,900	1.17	FUEVN100	0.00	0.68	(0.68)
FUEIP100	8,010	-4.1%	1,339	0.01	FUEIP100	0.00	0.00	0.00
FUEKIV30	7,100	-0.6%	900	0.01	FUEKIV30	0.01	0.00	0.00
FUEDCMID	10,450	1.5%	3,120	0.03	FUEDCMID	0.01	0.02	(0.01)
FUEKIVFS	10,250	1.0%	100	0.00	FUEKIVFS	0.00	0.00	0.00
FUEMAVND	10,360	0.1%	5,500	0.06	FUEMAVND	0.00	0.06	(0.05)
FUEFCV50	12,320	-0.2%	6,000	0.07	FUEFCV50	0.00	0.00	0.00
FUEBFVND	12,510	0.0%	0	0.00	FUEBFVND	0.00	0.00	0.00
Total			2,572,532	52.67	Total	35.65	45.58	(9.93)



This news is distributed by Research Department – Phu Hung Securities JSC. All the above information is collected from trusted sources. However, because the stock market sees influences from many complicated factors and is hard to predict, investors must be responsible for their own investments.

Statistics on guaranteed warrant trade

Warrant code (*)	Closing rate (VND)	Change (%)	Matched volume	Day to maturity	Price (VND)	Theoretical buying rate (VND) (**)	Difference from closing rate (VND)	Operating price (VND)	Converting rate n:1	Matured date
CACB2302	90	-60.9%	22,580	2	21,900	40	(50)	22,000	4.0	30/11/2023
CACB2303	360	2.9%	15,990	62	21,900	178	(182)	22,500	4.0	29/01/2024
CACB2304	1,200	-4.0%	250	300	21,900	592	(608)	23,000	3.0	23/09/2024
CACB2305	610	-1.6%	680	314	21,900	244	(366)	24,000	6.0	07/10/2024
CFPT2304	2,040	2.5%	28,560	16	91,100	2,022	(18)	71,170	9.9	14/12/2023
CFPT2305	2,630	-5.7%	2,010	139	91,100	2,488	(142)	67,210	9.9	15/04/2024
CFPT2306	1,640	5.1%	18,280	2	91,100	1,649	9	78,090	7.9	30/11/2023
CFPT2307	1,880	3.9%	14,900	62	91,100	1,593	(287)	79,070	7.9	29/01/2024
CFPT2308	1,700	4.3%	1,140	55	91,100	1,465	(235)	80,060	7.9	22/01/2024
CFPT2309	2,140	-9.7%	1,880	156	91,100	1,653	(487)	80,060	7.9	02/05/2024
CFPT2310	2,300	3.6%	2,160	247	91,100	1,419	(881)	84,510	7.9	01/08/2024
CFPT2311	830	2.5%	7,510	107	91,100	594	(236)	88,960	9.9	14/03/2024
CFPT2312	2,040	13.3%	20	70	91,100	728	(1,312)	91,530	4.9	06/02/2024
CFPT2313	1,300	2.4%	2,890	253	91,100	400	(900)	100,000	10.0	07/08/2024
CFPT2314	1,750	0.6%	460	406	91,100	611	(1,139)	100,000	10.0	07/01/2025
CHDB2303	410	-8.9%	10,200	23	18,050	238	(172)	17,500	3.5	21/12/2023
CHDB2304	780	0.0%	0	114	18,050	300	(480)	18,280	3.5	21/03/2024
CHDB2305	600	1.7%	10	86	18,050	231	(369)	18,470	3.5	22/02/2024
CHDB2306	880	-2.2%	10	209	18,050	304	(576)	19,340	3.5	24/06/2024
CHPG2307	1,080	2.9%	133,620	30	26,700	1,047	(33)	22,670	4.0	28/12/2023
CHPG2309	1,500	2.7%	45,420	176	26,700	1,531	31	24,000	3.0	22/05/2024
CHPG2311	1,310	-3.0%	19,290	1	26,700	1,368	58	21,230	4.0	29/11/2023
CHPG2312	850	3.7%	67,400	30	26,700	806	(44)	23,780	4.0	28/12/2023
CHPG2313	1,180	2.6%	26,780	92	26,700	1,068	(112)	23,330	4.0	28/02/2024
CHPG2314	2,940	1.4%	9,630	91	26,700	2,863	(77)	21,450	2.0	27/02/2024
CHPG2315	1,650	10.0%	10	205	26,700	741	(909)	27,780	4.0	20/06/2024
CHPG2316	1,110	-2.6%	7,270	296	26,700	817	(293)	28,890	4.0	19/09/2024
CHPG2317	640	-4.5%	51,370	86	26,700	526	(114)	26,890	4.0	22/02/2024
CHPG2318	540	3.9%	7,500	115	26,700	391	(149)	29,220	4.0	22/03/2024
CHPG2319	770	1.3%	1,760	209	26,700	544	(226)	30,110	4.0	24/06/2024
CHPG2320	470	-29.9%	15,910	16	26,700	406	(64)	27,000	2.0	14/12/2023
CHPG2321	1,600	-1.2%	17,930	139	26,700	1,321	(279)	24,500	3.0	15/04/2024
CHPG2322	1,780	3.5%	10,730	230	26,700	1,192	(588)	30,000	2.0	15/07/2024
CHPG2323	160	-48.4%	190,240	2	26,700	210	50	26,000	4.0	30/11/2023
CHPG2324	420	2.4%	175,300	36	26,700	445	25	26,000	4.0	03/01/2024
CHPG2325	370	5.7%	253,220	62	26,700	376	6	27,500	4.0	29/01/2024
CHPG2326	670	1.5%	32,110	156	26,700	656	(14)	27,500	4.0	02/05/2024
CHPG2327	640	-16.9%	400	55	26,700	442	(198)	29,000	2.0	22/01/2024
CHPG2328	1,430	5.2%	20	156	26,700	1,117	(313)	28,500	2.0	02/05/2024
CHPG2329	1,790	0.0%	0	247	26,700	1,427	(363)	29,000	2.0	01/08/2024
CHPG2330	390	-22.0%	23,090	107	26,700	333	(57)	31,000	3.0	14/03/2024
CHPG2331	800	2.6%	540	314	26,700	622	(178)	28,000	6.0	07/10/2024
CHPG2332	820	0.0%	1,360	345	26,700	627	(193)	28,500	6.0	07/11/2024
CHPG2333	830	-2.4%	1,150	373	26,700	628	(202)	29,000	6.0	05/12/2024
CHPG2334	640	0.0%	4,160	406	26,700	476	(164)	29,500	8.0	07/01/2025
CHPG2335	640	-8.6%	2,000	65	26,700	429	(211)	27,110	4.0	01/02/2024
CHPG2336	1,010	-3.8%	10	156	26,700	595	(415)	28,110	4.0	02/05/2024
CHPG2337	1,160	0.0%	0	218	26,700	598	(562)	29,670	4.0	03/07/2024
CHPG2338	1,400	0.7%	700	310	26,700	748	(652)	30,000	4.0	03/10/2024
CHPG2339	4,070	-1.7%	60	401	26,700	1,767	(2,303)	30,220	2.0	02/01/2025
CMBB2305	490	0.0%	0	30	17,850	408	(82)	14,420	8.5	28/12/2023
CMBB2306	1,520	9.4%	45,230	176	17,850	1,211	(309)	16,970	1.7	22/05/2024
CMBB2307	30	-82.4%	42,480	2	17,850	33	3	18,000	4.0	30/11/2023
CMBB2308	260	8.3%	59,920	62	17,850	162	(98)	18,500	4.0	29/01/2024

CMBB2309	430	4.9%	6,630	156	17,850	255	(175)	19,000	4.0	02/05/2024
CMBB2310	450	9.8%	80	55	17,850	215	(235)	19,000	2.0	22/01/2024
CMBB2311	940	0.0%	0	156	17,850	509	(431)	19,000	2.0	02/05/2024
CMBB2312	1,330	16.7%	1,080	247	17,850	623	(707)	19,500	2.0	01/08/2024
CMBB2313	490	0.0%	0	107	17,850	145	(345)	21,000	2.0	14/03/2024
CMBB2314	590	3.5%	4,440	253	17,850	278	(312)	20,000	4.0	07/08/2024
CMBB2315	830	1.2%	2,370	406	17,850	413	(417)	20,000	4.0	07/01/2025
CMBB2316	820	0.0%	10	156	17,850	143	(677)	18,000	10.0	02/05/2024
CMSN2302	1,530	4.8%	1,610	176	61,300	789	(741)	66,000	6.0	22/05/2024
CMSN2304	10	-95.5%	25,070	1	61,300	0	(10)	75,680	10.0	29/11/2023
CMSN2305	260	0.0%	3,500	92	61,300	76	(184)	76,790	10.0	28/02/2024
CMSN2306	190	-38.7%	10,240	86	61,300	42	(148)	80,000	10.0	22/02/2024
CMSN2307	510	-7.3%	11,900	209	61,300	156	(354)	83,000	10.0	24/06/2024
CMSN2308	10	-96.3%	90	2	61,300	0	(10)	80,000	8.0	30/11/2023
CMSN2309	70	-75.9%	50,570	62	61,300	9	(61)	85,000	8.0	29/01/2024
CMSN2310	120	-61.3%	12,310	55	61,300	9	(111)	83,000	8.0	22/01/2024
CMSN2311	520	10.6%	8,480	247	61,300	173	(347)	88,500	8.0	01/08/2024
CMSN2312	180	-77.5%	7,460	70	61,300	2	(178)	98,100	5.0	06/02/2024
CMSN2313	680	0.0%	17,460	314	61,300	333	(347)	80,000	10.0	07/10/2024
CMSN2314	300	0.0%	0	65	61,300	26	(274)	79,000	10.0	01/02/2024
CMSN2315	470	0.0%	0	156	61,300	105	(365)	82,000	10.0	02/05/2024
CMSN2316	1,120	-5.1%	10	310	61,300	261	(859)	83,980	10.0	03/10/2024
CMSN2317	1,770	-4.3%	10	401	61,300	399	(1,371)	86,870	8.0	02/01/2025
CMWG2304	370	12.1%	2,590	30	38,000	239	(131)	33,680	19.8	28/12/2023
CMWG2305	1,820	0.6%	24,000	176	38,000	1,424	(396)	35,660	4.0	22/05/2024
CMWG2306	10	-94.1%	124,560	2	38,000	0	(10)	50,000	8.0	30/11/2023
CMWG2307	120	-14.3%	52,230	62	38,000	22	(98)	50,000	8.0	29/01/2024
CMWG2308	180	-47.1%	7,360	55	38,000	14	(166)	52,000	5.0	22/01/2024
CMWG2309	370	-2.6%	3,140	156	38,000	117	(253)	54,000	5.0	02/05/2024
CMWG2310	480	-2.0%	8,470	247	38,000	244	(236)	54,500	5.0	01/08/2024
CMWG2311	190	-64.2%	2,950	70	38,000	8	(182)	58,900	3.0	06/02/2024
CMWG2312	460	-34.3%	5,000	147	38,000	131	(329)	56,000	3.0	23/04/2024
CMWG2313	550	-1.8%	36,390	253	38,000	320	(230)	50,000	6.0	07/08/2024
CMWG2314	500	0.0%	55,470	406	38,000	287	(213)	52,000	10.0	07/01/2025
CMWG2315	560	-1.8%	200	156	38,000	58	(502)	48,890	20.0	02/05/2024
CMWG2316	750	0.0%	6,260	267	38,000	406	(344)	48,000	6.0	21/08/2024
CNVL2303	900	12.5%	2,050	114	17,450	628	(272)	17,330	4.0	21/03/2024
CNVL2304	640	-1.5%	4,090	24	17,450	571	(69)	15,560	4.0	22/12/2023
CNVL2305	1,400	-0.7%	320	209	17,450	881	(519)	17,000	4.0	24/06/2024
CPDR2303	2,200	3.3%	57,420	114	27,000	1,999	(201)	19,890	4.0	21/03/2024
CPDR2304	2,280	3.2%	160,560	24	27,000	2,260	(20)	18,000	4.0	22/12/2023
CPDR2305	2,490	2.9%	21,660	209	27,000	2,159	(331)	20,220	4.0	24/06/2024
CPOW2303	50	-75.0%	2,650	23	11,300	0	(50)	15,330	2.0	21/12/2023
CPOW2304	260	0.0%	0	114	11,300	10	(250)	16,330	2.0	21/03/2024
CPOW2305	130	-50.0%	2,340	86	11,300	16	(114)	15,000	2.0	22/02/2024
CPOW2306	350	-5.4%	1,010	209	11,300	64	(286)	16,000	2.0	24/06/2024
CPOW2307	40	-81.8%	41,950	16	11,300	1	(39)	13,500	2.0	14/12/2023
CPOW2308	290	-3.3%	33,620	139	11,300	131	(159)	12,000	5.0	15/04/2024
CPOW2309	320	-8.6%	2,540	169	11,300	99	(221)	14,500	2.0	15/05/2024
CPOW2310	200	-60.8%	510	55	11,300	31	(169)	14,000	1.0	22/01/2024
CPOW2311	100	-76.2%	1,140	70	11,300	9	(91)	15,500	1.0	06/02/2024
CPOW2312	470	-7.8%	28,900	65	11,300	149	(321)	12,220	2.0	01/02/2024
CPOW2313	1,000	0.0%	10	218	11,300	309	(691)	12,890	2.0	03/07/2024
CPOW2314	1,250	-2.3%	10	310	11,300	394	(856)	13,110	2.0	03/10/2024
CPOW2315	1,450	-1.4%	510	401	11,300	447	(1,003)	13,460	2.0	02/01/2025
CSHB2301	760	2.7%	70	65	10,850	241	(519)	11,330	2.0	01/02/2024
CSHB2302	1,110	-1.8%	10	156	10,850	317	(793)	12,000	2.0	02/05/2024
CSHB2303	1,310	-1.5%	10	217	10,850	361	(949)	12,350	2.0	02/07/2024
CSHB2304	740	-7.5%	15,010	218	10,850	189	(551)	11,670	5.0	03/07/2024
CSHB2305	810	1.3%	10	310	10,850	183	(627)	12,560	5.0	03/10/2024

CSHB2306	1,940	0.5%	20	401	10,850	534	(1,406)	12,780	2.0	02/01/2025
CSTB2305	280	7.7%	43,580	30	28,150	192	(88)	29,110	5.0	28/12/2023
CSTB2306	1,690	12.7%	42,890	176	28,150	1,300	(390)	30,000	2.0	22/05/2024
CSTB2308	70	-70.8%	84,250	1	28,150	109	39	27,800	5.0	29/11/2023
CSTB2309	200	11.1%	76,920	30	28,150	105	(95)	30,560	5.0	28/12/2023
CSTB2310	530	3.9%	1,320	92	28,150	308	(222)	30,330	5.0	28/02/2024
CSTB2311	290	-49.1%	35,360	0	28,150	265	(25)	27,700	2.0	28/11/2023
CSTB2312	570	-12.3%	1,090	205	28,150	369	(201)	33,330	5.0	20/06/2024
CSTB2313	720	1.4%	60	296	28,150	405	(315)	35,560	5.0	19/09/2024
CSTB2314	320	6.7%	3,790	86	28,150	188	(132)	32,220	5.0	22/02/2024
CSTB2315	330	10.0%	20,740	115	28,150	165	(165)	34,330	5.0	22/03/2024
CSTB2316	470	0.0%	0	209	28,150	248	(222)	36,330	5.0	24/06/2024
CSTB2317	170	-56.4%	13,850	16	28,150	121	(49)	30,000	3.0	14/12/2023
CSTB2318	580	3.6%	7,400	169	28,150	469	(111)	32,000	4.0	15/05/2024
CSTB2319	780	-6.0%	130	139	28,150	394	(386)	27,000	9.0	15/04/2024
CSTB2320	40	-84.0%	239,900	2	28,150	68	28	28,500	4.0	30/11/2023
CSTB2321	660	1.5%	9,190	62	28,150	400	(260)	29,000	4.0	29/01/2024
CSTB2322	760	-38.2%	850	156	28,150	599	(161)	30,000	4.0	02/05/2024
CSTB2323	540	3.9%	2,630	55	28,150	371	(169)	29,000	4.0	22/01/2024
CSTB2324	970	-30.7%	190	156	28,150	513	(457)	31,000	4.0	02/05/2024
CSTB2325	1,260	-16.0%	370	247	28,150	682	(578)	31,500	4.0	01/08/2024
CSTB2326	1,240	0.0%	0	147	28,150	701	(539)	33,000	2.0	23/04/2024
CSTB2327	630	1.6%	68,470	253	28,150	437	(193)	32,000	6.0	07/08/2024
CSTB2328	650	3.2%	46,100	406	28,150	431	(219)	33,000	8.0	07/01/2025
CSTB2329	410	5.1%	8,340	65	28,150	190	(220)	31,890	4.0	01/02/2024
CSTB2330	690	1.5%	770	156	28,150	315	(375)	34,000	4.0	02/05/2024
CSTB2331	650	6.6%	1,640	218	28,150	313	(337)	35,000	5.0	03/07/2024
CSTB2332	850	6.3%	4,010	310	28,150	410	(440)	35,890	5.0	03/10/2024
CSTB2333	3,670	-1.9%	10	401	28,150	1,302	(2,368)	36,110	2.0	02/01/2025
CSTB2334	2,530	5.9%	13,610	267	28,150	1,569	(961)	27,000	3.0	21/08/2024
CTCB2302	1,910	7.9%	3,580	176	29,950	1,578	(332)	27,000	3.0	22/05/2024
CTCB2303	10	-96.2%	11,090	2	29,950	0	(10)	33,500	4.0	30/11/2023
CTCB2304	200	-42.9%	8,470	62	29,950	112	(88)	34,500	4.0	29/01/2024
CTCB2305	370	-14.0%	10,750	55	29,950	229	(141)	32,000	4.0	22/01/2024
CTCB2306	840	5.0%	2,060	156	29,950	521	(319)	32,000	4.0	02/05/2024
CTCB2307	960	0.0%	0	247	29,950	552	(408)	34,000	4.0	01/08/2024
CTCB2308	350	-35.2%	70	107	29,950	159	(191)	37,000	3.0	14/03/2024
CTCB2309	1,460	0.0%	0	300	29,950	769	(691)	35,000	3.0	23/09/2024
CTCB2310	480	-2.0%	10,830	314	29,950	300	(180)	35,000	8.0	07/10/2024
CTPB2303	290	-3.3%	1,220	30	16,750	172	(118)	15,810	7.2	28/12/2023
CTPB2304	680	-5.6%	10	156	16,750	192	(488)	18,890	4.0	02/05/2024
CTPB2305	850	0.0%	20	218	16,750	230	(620)	19,330	4.0	03/07/2024
CTPB2306	2,000	-2.4%	100	310	16,750	562	(1,438)	19,890	2.0	03/10/2024
CVHM2302	1,010	4.1%	16,860	176	40,750	435	(575)	50,000	4.0	22/05/2024
CVHM2304	10	-94.4%	22,220	1	40,750	0	(10)	53,560	8.0	29/11/2023
CVHM2305	190	-5.0%	850	92	40,750	20	(170)	57,780	8.0	28/02/2024
CVHM2306	220	-4.4%	100	86	40,750	9	(211)	60,670	8.0	22/02/2024
CVHM2307	320	-20.0%	490	209	40,750	69	(251)	62,670	8.0	24/06/2024
CVHM2308	10	-94.4%	40	2	40,750	0	(10)	61,000	8.0	30/11/2023
CVHM2309	80	-60.0%	35,050	62	40,750	2	(78)	62,000	8.0	29/01/2024
CVHM2310	90	-71.0%	14,570	55	40,750	4	(86)	59,000	5.0	22/01/2024
CVHM2311	450	9.8%	38,220	247	40,750	190	(260)	60,500	5.0	01/08/2024
CVHM2312	320	-23.8%	40,600	156	40,750	139	(181)	56,000	5.0	02/05/2024
CVHM2313	540	10.2%	55,060	314	40,750	321	(219)	50,000	10.0	07/10/2024
CVHM2314	400	8.1%	100,940	65	40,750	69	(331)	48,890	8.0	01/02/2024
CVHM2315	600	11.1%	4,510	156	40,750	169	(431)	50,890	8.0	02/05/2024
CVHM2316	780	5.4%	400	218	40,750	245	(535)	51,230	8.0	03/07/2024
CVHM2317	970	5.4%	10	310	40,750	331	(639)	52,350	8.0	03/10/2024
CVHM2318	1,910	3.2%	1,300	401	40,750	646	(1,264)	53,460	5.0	02/01/2025
CVIB2302	1,200	3.5%	150	176	18,700	951	(249)	19,150	1.7	22/05/2024

CVIB2303	10	-94.1%	128,970	2	18,700	0	(10)	20,500	4.0	30/11/2023
CVIB2304	740	1.4%	2,390	253	18,700	415	(325)	20,000	4.0	07/08/2024
CVIB2305	550	0.0%	840	406	18,700	273	(277)	22,000	6.0	07/01/2025
CVIB2306	1,760	-2.2%	2,590	267	18,700	1,582	(178)	17,000	2.0	21/08/2024
CVIC2303	70	-61.1%	13,780	23	42,400	0	(70)	57,780	8.0	21/12/2023
CVIC2304	320	10.3%	1,760	114	42,400	34	(286)	59,890	8.0	21/03/2024
CVIC2305	290	0.0%	50	86	42,400	12	(278)	61,110	8.0	22/02/2024
CVIC2306	1,040	0.0%	0	209	42,400	90	(950)	62,220	8.0	24/06/2024
CVIC2307	10	-94.7%	106,390	2	42,400	0	(10)	58,500	8.0	30/11/2023
CVIC2308	510	4.1%	91,020	253	42,400	306	(204)	50,000	10.0	07/08/2024
CVIC2309	550	1.9%	18,430	314	42,400	320	(230)	52,000	10.0	07/10/2024
CVIC2310	470	4.4%	5,640	65	42,400	80	(390)	50,000	8.0	01/02/2024
CVIC2311	570	-5.0%	10	93	42,400	92	(478)	52,000	8.0	29/02/2024
CVIC2312	840	3.7%	10	218	42,400	212	(628)	52,350	10.0	03/07/2024
CVIC2313	1,040	1.0%	10	310	42,400	282	(758)	53,460	10.0	03/10/2024
CVIC2314	2,630	0.4%	10	401	42,400	685	(1,945)	54,570	5.0	02/01/2025
CVNM2303	60	-80.7%	43,030	1	68,500	91	31	67,790	9.7	29/11/2023
CVNM2304	700	1.5%	4,720	92	68,500	318	(382)	68,760	9.7	28/02/2024
CVNM2305	560	1.8%	9,330	86	68,500	207	(353)	71,020	9.7	22/02/2024
CVNM2306	930	0.0%	43,010	209	68,500	313	(617)	73,170	9.7	24/06/2024
CVNM2307	10	-96.7%	50	2	68,500	0	(10)	75,000	8.0	30/11/2023
CVNM2308	980	0.0%	49,240	156	68,500	502	(478)	69,000	8.0	02/05/2024
CVNM2309	220	-60.0%	2,190	70	68,500	19	(201)	82,000	5.0	06/02/2024
CVNM2310	750	-3.9%	300	253	68,500	171	(579)	80,000	10.0	07/08/2024
CVNM2311	1,070	-3.6%	110	406	68,500	304	(766)	80,000	10.0	07/01/2025
CVNM2312	280	-26.3%	6,280	65	68,500	14	(266)	80,000	10.0	01/02/2024
CVNM2313	540	0.0%	1,040	156	68,500	43	(497)	83,980	10.0	02/05/2024
CVNM2314	1,200	1.7%	1,020	310	68,500	136	(1,064)	86,890	8.0	03/10/2024
CVNM2315	3,520	-2.0%	10	401	68,500	350	(3,170)	88,890	4.0	02/01/2025
CVPB2304	260	8.3%	16,660	30	19,350	210	(50)	16,200	15.3	28/12/2023
CVPB2305	1,390	3.0%	16,450	139	19,350	1,033	(357)	17,160	2.9	15/04/2024
CVPB2306	550	5.8%	25,720	16	19,350	387	(163)	19,060	1.9	14/12/2023
CVPB2307	10	-94.4%	25,860	2	19,350	2	(8)	20,490	3.8	30/11/2023
CVPB2308	210	16.7%	237,520	62	19,350	141	(69)	20,970	3.8	29/01/2024
CVPB2309	420	2.4%	47,280	156	19,350	271	(149)	21,450	3.8	02/05/2024
CVPB2310	610	-1.6%	60	55	19,350	324	(286)	20,490	1.9	22/01/2024
CVPB2311	1,430	-1.4%	130	156	19,350	918	(512)	19,540	1.9	02/05/2024
CVPB2312	1,770	0.0%	0	247	19,350	1,072	(698)	20,020	1.9	01/08/2024
CVPB2313	160	-61.9%	520	70	19,350	97	(63)	23,260	1.9	06/02/2024
CVPB2314	570	1.8%	3,440	253	19,350	298	(272)	22,880	3.8	07/08/2024
CVPB2315	530	-1.9%	20	406	19,350	287	(243)	23,350	5.7	07/01/2025
CVPB2316	630	-1.6%	10	156	19,350	164	(466)	22,360	4.8	02/05/2024
CVPB2317	720	1.4%	25,470	218	19,350	256	(464)	22,880	3.8	03/07/2024
CVPB2318	920	-1.1%	10	310	19,350	327	(593)	23,420	3.8	03/10/2024
CVPB2319	2,910	0.3%	10	401	19,350	772	(2,138)	23,950	1.9	02/01/2025
CVRE2303	1,250	-0.8%	440	176	22,800	544	(706)	25,000	3.0	22/05/2024
CVRE2305	10	-93.8%	79,890	1	22,800	0	(10)	27,110	5.0	29/11/2023
CVRE2306	180	5.9%	9,800	92	22,800	44	(136)	29,330	5.0	28/02/2024
CVRE2307	120	-7.7%	9,000	86	22,800	26	(94)	30,330	5.0	22/02/2024
CVRE2308	310	-3.1%	6,660	209	22,800	109	(201)	31,330	5.0	24/06/2024
CVRE2309	10	-92.3%	90	2	22,800	0	(10)	29,000	6.0	30/11/2023
CVRE2310	70	16.7%	22,350	62	22,800	11	(59)	30,000	6.0	29/01/2024
CVRE2311	120	-52.0%	26,890	55	22,800	21	(99)	29,000	4.0	22/01/2024
CVRE2312	410	2.5%	22,720	156	22,800	210	(200)	27,500	4.0	02/05/2024
CVRE2313	520	2.0%	180	247	22,800	246	(274)	29,500	4.0	01/08/2024
CVRE2314	90	-71.0%	10,110	70	22,800	4	(86)	34,100	3.0	06/02/2024
CVRE2315	310	0.0%	27,240	314	22,800	153	(157)	30,000	8.0	07/10/2024
CVRE2316	410	0.0%	10	65	22,800	31	(379)	29,000	4.0	01/02/2024
CVRE2317	400	-11.1%	10,000	156	22,800	115	(285)	30,000	4.0	02/05/2024
CVRE2318	580	-1.7%	23,280	218	22,800	156	(424)	31,000	4.0	03/07/2024

CVRE2319	800	6.7%	680	310	22,800	230	(570)	31,780	4.0	03/10/2024
CVRE2320	2,780	-0.4%	10	401	22,800	607	(2,173)	32,330	2.0	02/01/2025

(*) All are buying stock rights, conducted in European style and payment method is in cash

(**) PHS evaluates in Black-Scholes model

LIST OF CODES ANALYZED

Ticker	Exchange	Market price	Reasonable price *	Report date	2022F EAT (bil. VND)	PE forward	PB forward
DPR	HOSE	29,300	44,000	27/11/2023	300	10.4	1.1
GEG	HOSE	12,950	18,900	23/11/2023	208	18.8	1.6
MWG	HOSE	38,000	65,900	17/11/2023	356	165.2	2.5
SIP	HOSE	57,600	83,400	17/11/2023	1,123	9.7	3.1
DPM	HOSE	32,300	35,000	15/11/2023	900	13.1	1.2
SAB	HOSE	64,900	88,050	15/11/2023	5,639	17.7	3.7
VCB	HOSE	85,800	87,300	14/11/2023	37,497	13.0	2.2
STK	HOSE	26,000	34,450	13/11/2023	82	19.3	1.3
TCB	HOSE	29,950	45,100	10/11/2023	18,401	7.0	1.0
FMC	HOSE	46,100	59,400	07/11/2023	272	10.4	1.3
DCM	HOSE	31,200	38,900	25/10/2023	1,823	11.3	1.9
KDH	HOSE	31,300	40,900	23/10/2023	1,008	29.1	2.1
VCG	HOSE	22,650	33,000	18/10/2023	492	30.9	1.7
VRE	HOSE	22,800	39,400	16/10/2023	4,036	22.7	2.6
NLG	HOSE	37,200	40,900	28/09/2023	642	22.9	1.4
POW	HOSE	11,300	14,800	22/09/2023	1,817	23.6	1.1
VPB	HOSE	19,350	24,400	21/09/2023	14,007	11.8	1.0
ANV	HOSE	29,250	44,600	20/09/2023	574	10.3	1.7
BSR	UPCOM	18,580	20,200	30/08/2023	7,288	8.7	1.1
VNM	HOSE	68,500	73,100	25/08/2023	9,365	16.3	4.9
MSH	HOSE	39,000	49,350	23/08/2023	270	13.7	2.0
GAS	HOSE	77,000	111,000	17/08/2023	13,268	16.2	3.2
DGW	HOSE	49,750	50,800	14/08/2023	440	18.8	3.1
IDC	HNX	48,500	48,527	03/08/2023	48,527	6.1	2.8
PNJ	HOSE	79,100	89,000	03/08/2023	1,729	12.2	3.0
NT2	HOSE	24,200	32,500	02/08/2023	671	13.9	2.1
STB	HOSE	28,150	38,000	14/07/2023	7,259	9.9	1.6
TCM	HOSE	41,300	52,300	06/07/2023	211	20.4	2.1
PLX	HOSE	33,700	45,100	05/07/2023	3,513	18.3	2.5
ACB	HOSE	21,900	25,400	30/06/2023	14,955	6.6	1.3
BID	HOSE	38,850	57,956	13/06/2023	23,019	12.7	2.3
CTG	HOSE	29,300	39,700	13/06/2023	19,121	10.0	1.5
MBB	HOSE	17,850	27,200	13/06/2023	21,242	5.8	1.2
HDB	HOSE	18,050	23,170	13/06/2023	10,216	6.2	1.3
TPB	HOSE	16,750	24,000	13/06/2023	6,732	5.7	1.0
OCB	HOSE	13,350	22,700	13/06/2023	4,354	7.2	1.1
VIB	HOSE	18,700	29,300	13/06/2023	9,378	6.6	1.5
LPB	HOSE	15,000	18,800	13/06/2023	4,925	6.6	1.1
MSB	HOSE	12,750	21,900	13/06/2023	4,803	9.1	1.4
SHB	HOSE	10,850	15,600	13/06/2023	8,035	6.0	0.9
DHG	HOSE	102,000	111,600	13/06/2023	1,061	13.8	3.0
IMP	HOSE	54,800	68,000	13/06/2023	286	15.9	2.2
QTP	UPCOM	14,395	23,900	13/06/2023	1,300	8.3	1.6
PVS	HNX	37,200	30,700	13/06/2023	1,059	16.8	1.2
MPC	UPCOM	17,054	19,200	13/06/2023	597	12.9	1.3
VHM	HOSE	40,750	83,100	13/06/2023	29,034	12.5	2.3
KBC	HOSE	31,000	32,000	13/06/2023	2,073	11.9	1.3
FRT	HOSE	98,800	85,000	13/06/2023	107	111.1	6.6

HPG	HOSE	26,700	35,400	13/06/2023	7,698	16.6	1.2
SBT	HOSE	13,300	16,700	13/06/2023	827	15.7	1.1
PVI	HNX	44,800	47,002	19/12/2022	996	13.8	1.3
BMT	HOSE	21,250	25,190	19/12/2022	427	9.0	1.0
BVH	HOSE	39,600	70,900	19/12/2022	2,967	17.7	2.3
VHC	HOSE	68,300	69,000	19/12/2022	1,510	8.4	1.5
SZC	HOSE	43,300	42,700	19/12/2022	585	7.5	2.6
GVR	HOSE	19,600	29,755	19/12/2022	5,521	27.8	2.1
LHG	HOSE	30,000	42,250	19/12/2022	653	3.5	1.2
PVT	HOSE	25,550	26,900	19/12/2022	831	14.1	1.2
TRA	HOSE	77,900	117,400	19/12/2022	349	13.9	2.8

Source: PHS

*Reasonable price hasn't been adjusted with operated rights after reporting date

Analyst Certification

The report is made by Pham Quang Chuong, analyst – Phu Hung Securities Joint Stock Company. Each research analyst(s), strategist(s) or research associate(s) responsible for the preparation and content of all or any identified portion of this research report hereby certifies that, with respect to each issuer or security or any identified portion of the report with respect to each issuer or security that the research analyst, strategist or research associate covers in this research report, all of the views expressed by that research analyst, strategist or research associate in this research report accurately reflect their personal views about those issuer(s) or securities. Each research analyst(s), strategist(s) or research associate(s) also certify that no part of their compensation was, is, or will be, directly or indirectly, related to the specific recommendation(s) or view(s) expressed by that research analyst, strategist or research associate in this research report.

Ratings Definition

Buy = higher than domestic market by over 10%
Hold = similar to domestic market at the rate of +10% ~ -10%
Sell = lower than domestic market by below 10%
No rating = the code is not rated in Phu Hung or not yet listed
The performance is determined by total recollection in 12 months (including dividend).

Analyst Certification

This information has been compiled from sources we believe to be reliable, but we do not hold ourselves responsible for its completeness or accuracy. It is not an offer to sell or solicitation of an offer to buy any securities. Phu Hung Securities and its affiliates and their officers and employees may or may not have a position in or with respect to the securities mentioned herein. Phu Hung Securities (or one of its affiliates) may from time to time perform investment banking or other services or solicit investment banking or other business for any company mentioned in this report. All opinions and estimates included in this report constitute our judgment as of this date and are subject to change without notice.

© Phu Hung Securities Corporation

F21, Phu My Hung Tower, 08 Hoang Van Thai, Tan Phu Ward, District 7, HCMC
Phone: (84-28) 5 413 5479 Fax: (84-28) 5 413 5472
Customer Service: 1900 25 23 58 Call Center: (84-28) 5 413 5488
E-mail: info@phs.vn / support@phs.vn Web: www.phs.vn

Phu My Hung Trading office

Ground Floor, CR2-08, 107 Ton
Dat Tien, Tan Phu Ward, District 7,
Ho Chi Minh City
Tel: (84-28) 5 413 5478
Fax: (84-28) 5 413 5473

District 3 Branch

4th & 5th Floor, 458 Nguyen
Thi Minh Khai, Ward 2,
District 3, Ho Chi Minh City
Tel: (84-28) 3 820 8068
Fax: (84-28) 3 820 8206

Thanh Xuan Branch

5th Floor, UDIC Complex Building, N04
Hoang Dao Thuy, Trung Hoa Ward, Cau
Giay District, Ha Noi
Tel: (84-24) 6 250 9999
Fax: (84-24) 6 250 6666

Tan Binh Branch

Park Legend Building, 251 Hoang
Van Thu Street, Ward 2, Tan Binh
District, Ho Chi Minh City
Tel: (84-28) 3 813 2401
Fax: (84-28) 3 813 2415

Hanoi Branch

5th Floor, Vinafor Building,
No.127 Lo Duc, Dong Mac
Ward, Hai Ba Trung District,
Ha Noi
Tel: (84-24) 3 933 4566
Fax: (84-24) 3 933 4820

Hai Phong Branch

2nd Floor, Building No.18 Tran Hung
Dao, Hoang Van Thu Ward, Hong Bang
District, Hai Phong
Tel: (84-225) 384 1810
Fax: (84-225) 384 1801

District 1 Branch

Room 1003A, 10th Floor, No. 81-
83-83B-85 Ham Nghi Street,
Nguyen Thai Binh Ward, District 1,
Ho Chi Minh City
Tel: ((84-28) 3 535 6060
Fax: (84-28) 3 535 2912