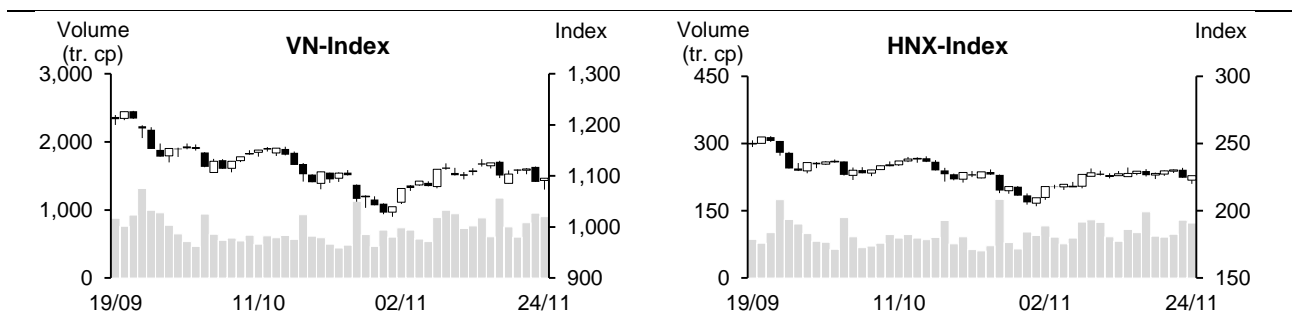


24/11/2023	HOSE		VN30		HNX	
	Value	Change %	Value	Change %	Value	Change %
Closing rate	1,095.61	0.65%	1,087.34	0.43%	226.10	0.70%
<b>Total volume (mil. shares)</b>	<b>958.60</b>	<b>-6.80%</b>	<b>225.49</b>	<b>16.88%</b>	<b>123.75</b>	<b>-7.68%</b>
<b>Matched volume (mil. shares)</b>	<b>901.09</b>	<b>-5.41%</b>	<b>188.32</b>	<b>10.68%</b>	<b>122.45</b>	<b>-5.20%</b>
20-session average (mil. shares)	766.62	17.54%	187.88	0.23%	104.00	17.73%
<b>Total value (bil dong)</b>	<b>19,250</b>	<b>-6.75%</b>	<b>6,197</b>	<b>15.20%</b>	<b>2,273</b>	<b>-18.23%</b>
<b>Matched value (bil dong)</b>	<b>17,782</b>	<b>-7.21%</b>	<b>5,279</b>	<b>10.12%</b>	<b>2,243</b>	<b>-15.83%</b>
20-session average (bil dong)	15,284	16.34%	5,305	-0.50%	1,938	15.72%
	Weight %		Weight %		Weight %	
<b>Number of gainers</b>	146	24%	17	57%	57	26%
<b>Number of droppers</b>	381	63%	9	30%	102	46%
<b>Stand still codes</b>	77	13%	4	13%	62	28%



### REMARKABLE POINTS ON THE MARKET

The market saw an emotional session at the end of the week as the indexes shook strongly before gaining to close at day highest level. The pressure from yesterday shocking drop was still there as the market showed complete control from droppers during the session. It seemed that yesterday scenario will repeat itself as the selling was high after 2pm so VN-Index broke 1,080 points at a point. However, it was a surprise that bottom-catching cash flow joined in strongly and focused mainly on pillars. This helped main indexes recovering quickly and gaining again during ATC. In which, standing out were banking, real estate, securities, steel, industrial park, pork, fertilizer, and retail. For foreign investors, after two consecutive selling sessions, they also started catching bottom again today.

### TECHNICAL POINT OF VIEW

In technical term, VN-Index gained again. The volume stayed above 10 and 20-session average, showing that the cash flow was still there. Not just that, the index closed above MA20 again with positive base-withdraw candle, showing that correcting pressure might drop already after previous strong drop. At the same time, MA5, 20, and 50 tended to meet around MA200, and MA20 tended to be flat again after a while of dropping, showing that the index might move to create Sideway range within 1,070-1,130 points, before forming a clearer trend. For HNX, HNX-Index saw similar situation. It also gained and moved within a small range around Malines from 5 to 200 that are meeting, showing that the index might also move to create Sideway range within a small range of 220-230. In general, the market is turning to a Sideway within a small range. Therefore, investors should only surf with reasonable weight. Having priority on good fundamental codes with growing prospect that can attract the cash flow.

**Recommending code:** DHT (Buy)

**Observing code:** SSB, VPG

(Details in page 2)

## RECOMMENDING CODES AS PER TECHNICAL SIGNS

## Codes of the day

No	Ticker	Recommend	Recommended date	Current Price	Operation Price	Current profit/loss	Target Price	Expected profit	Cut loss price	Expected Loss	Note
1	DHT	Buy	27/11/23	23	23	0.0%	27.3	18.7%	21.5	-6.5%	The code is collected and might recover again

No	Ticker	Recommend	Recommended date	Current Price	Resistance	Cut loss	Technical sign
1	SSB	Observe to buy	27/11/23	37.5	38   40	33.4	The price drops to support level of 21-23, show sign of resisting the market dropping trend -> might recover again if the market recovers
2	VPG	Observe to buy	27/11/23	69.7	71-73	65	Sign of base-withdraw candle sweeping closest bottom at 15.75 + sign of resisting the market dropping trend -> might recover again if the market recovers

## List of recommended codes

No	Ticker	Recommend	Recommended date	Current Price	04/11/22	Current profit/loss	Target Price	Expected profit	Cut loss price	Expected Loss	Note
1	TCM	Buy	08/11/23	41.4	41.7	-0.7%	44.5	6.7%	40.3	-3.4%	
2	MSN	Buy	15/11/23	61.8	62.6	-1.3%	70.3	12.3%	59	-6%	
3	NT2	Buy	22/11/23	24.35	24.8	-1.8%	28.3	14.1%	23.9	-4%	
4	HDG	Buy	23/11/23	28.1	28.2	-0.4%	31.9	13.1%	27	-4%	

## MARKET STATISTICS

## Statistics on matching trade

## TOP 5 IMPACTING GAINERS

HOSE			
Ticker	Closing (VND)	Change %	Impact %
SAB	63,000	4.30%	0.08%
BID	43,650	1.51%	0.08%
HPG	26,400	2.13%	0.07%
VCB	86,000	0.58%	0.06%
CTG	29,600	1.37%	0.04%

HNX			
Ticker	Closing (VND)	Change %	Impact %
MBS	21,500	8.04%	0.23%
SHS	17,800	4.71%	0.22%
IDC	48,900	2.30%	0.12%
PVS	37,000	1.37%	0.08%
CEO	22,400	1.82%	0.07%

## TOP 5 IMPACTING DROPPERS

HOSE			
Ticker	Closing (VND)	Change %	Impact %
MSN	61,800	-2.37%	-0.05%
TCB	30,050	-1.15%	-0.03%
VNM	68,300	-0.58%	-0.02%
ACB	22,050	-0.68%	-0.01%
PLX	33,400	-0.89%	-0.01%

HNX			
Ticker	Closing (VND)	Change %	Impact %
VIF	17,000	-5.56%	-0.12%
KSV	30,000	-2.91%	-0.06%
DTK	11,000	-1.79%	-0.05%
CDN	25,600	-4.48%	-0.04%
VFS	18,800	-4.57%	-0.04%

## TOP 5 IN MATCHING VOLUME

HOSE			
Ticker	Closing (VND)	Change %	Volume (share)
VIX	16,600	3.75%	56,872,317
NVL	17,600	3.53%	47,258,508
HAG	10,400	6.12%	34,286,697
DIG	25,000	1.01%	34,213,884
VND	21,300	3.40%	31,436,815

HNX			
Ticker	Closing (VND)	Change %	Volume (share)
SHS	17,800	4.71%	38,198,427
CEO	22,400	1.82%	23,606,344
HUT	20,000	0.00%	7,143,193
MBS	21,500	8.04%	7,079,785
PVS	37,000	1.37%	5,262,046

## TOP 5 IN MATCHING VALUE

HOSE			
Ticker	Closing (VND)	Change %	Value (bil. VND)
VIX	16,600	3.75%	914.4
DIG	25,000	1.01%	834.5
NVL	17,600	3.53%	808.2
SSI	32,000	3.56%	769.0
HPG	26,400	2.13%	680.0

HNX			
Ticker	Closing (VND)	Change %	Value (bil. VND)
SHS	17,800	4.71%	659.8
CEO	22,400	1.82%	517.5
PVS	37,000	1.37%	192.6
MBS	21,500	8.04%	144.8
HUT	20,000	0.00%	139.6

## Statistics on agreement trades

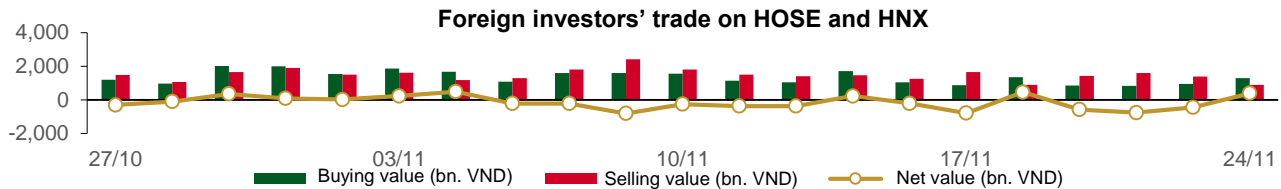
## TOP 5 IN AGREEMENT TRADES

HOSE		
Ticker	Agreement vol. (share)	Agreement value (bil. VND)
TCB	15,835,800	487.48
EIB	9,105,000	171.16
KDC	2,240,000	138.82
SHB	11,000,000	120.45
MSN	1,624,000	105.01

HNX		
Ticker	Agreement vol. (share)	Agreement value (bil. VND)
GKM	400,000	13.32
HTP	624,100	11.34
VCS	38,000	2.17
HUT	106,000	1.91
TAR	140,000	1.23

## Statistics on foreign investors' trade

Exchange	Buying vol. (mil. share)	Buying value (bil. VND)	Selling vol. (mil. share)	Selling value (bil. VND)	Net selling/ buying value (mil. share)	Net selling/ buying value (bil. VND)
HOSE	46.88	1,283.06	38.63	884.42	8.24	398.63
HNX	0.21	3.73	0.19	4.07	0.02	(0.34)
<b>Total</b>	<b>47.08</b>	<b>1,286.79</b>	<b>38.82</b>	<b>888.49</b>	<b>8.26</b>	<b>398.29</b>



### TOP 5 BOUGHT-IN

HOSE				HNX			
Ticker	Closing (VND)	Buying vol. (share)	Buying value (bil. VND)	Ticker	Closing (VND)	Buying vol. (share)	Buying value (bil. VND)
HPG	26,400	3,871,900	100.33	SHS	17,800	93,100	1.60
PNJ	80,400	942,600	81.42	PVI	44,800	10,000	0.45
TCB	30,050	2,282,400	73.13	CEO	22,400	12,500	0.28
MWG	38,550	1,697,600	64.18	MBS	21,500	13,200	0.27
SSI	32,000	1,730,480	53.71	HUT	20,000	10,700	0.21

### TOP 5 SOLD-OUT

HOSE				HNX			
Ticker	Closing (VND)	Selling vol. (share)	Selling value (bil. VND)	Ticker	Closing (VND)	Selling vol. (share)	Selling value (bil. VND)
HPG	26,400	4,926,400	127.57	CEO	22,400	102,500	2.30
VNM	68,300	1,282,257	87.40	MBS	21,500	32,100	0.68
PNJ	80,400	938,973	81.13	PVS	37,000	11,000	0.41
VHM	39,100	2,031,275	78.17	NVB	10,700	23,000	0.24
TCB	30,050	2,282,400	73.13	LHC	52,600	1,700	0.09

### TOP 5 NET BUYING

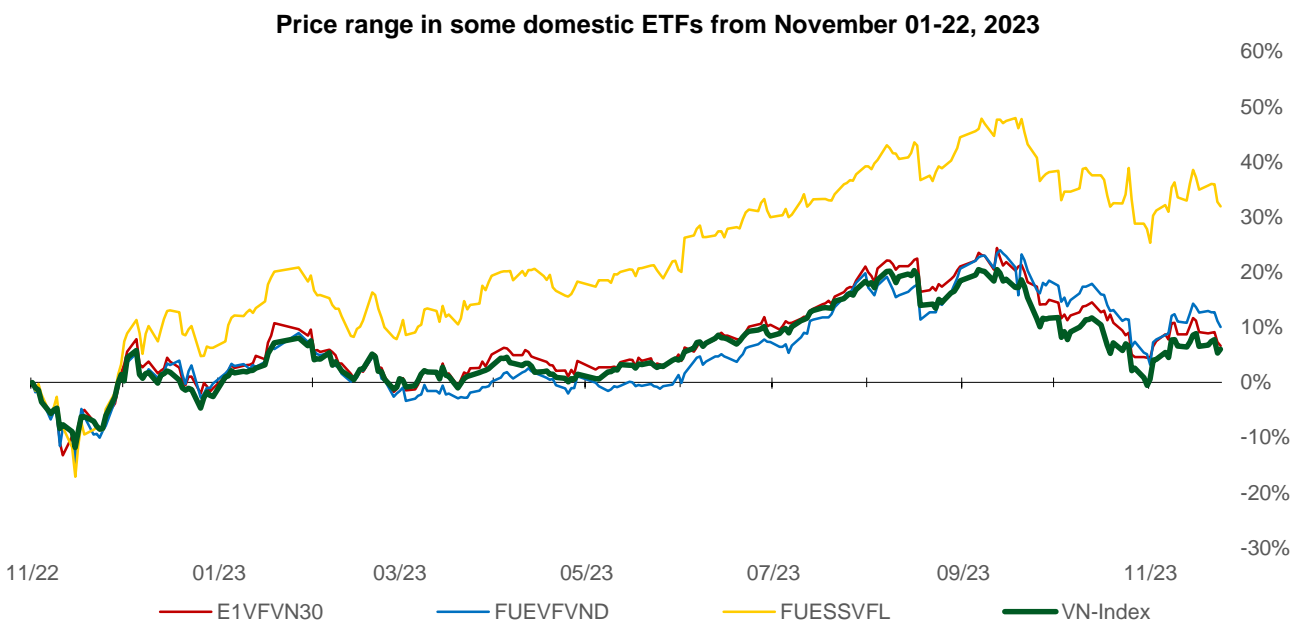
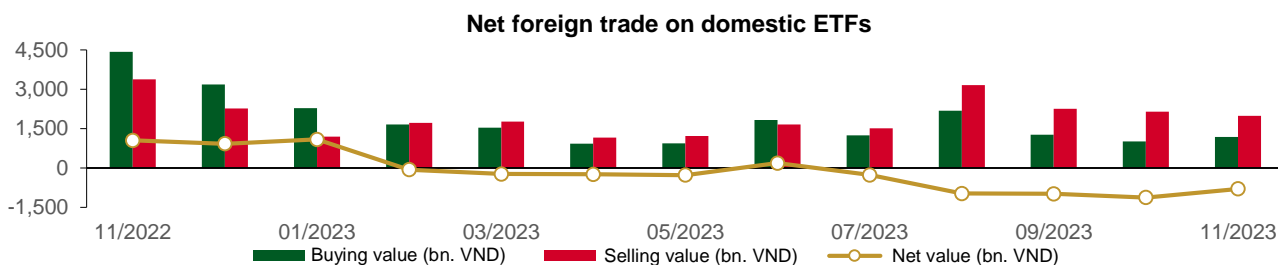
HOSE				HNX			
Ticker	Closing (VND)	Net vol. (share)	Net value (bil VND)	Ticker	Closing (VND)	Net vol. (share)	Net value (bil VND)
DGC	95,500	551,600	51.57	SHS	17,800	93,100	1.60
SSI	32,000	1,506,827	46.79	PVI	44,800	10,000	0.45
NLG	36,900	1,165,600	41.62	HUT	20,000	10,700	0.21
CTG	29,600	1,427,100	41.60	L14	46,600	3,400	0.15
VPB	19,200	2,037,200	39.27	VGS	21,500	7,000	0.15

### TOP 5 NET SELLING

HOSE				HNX			
Ticker	Closing (VND)	Net vol. (share)	Net value (bil VND)	Ticker	Closing (VND)	Net vol. (share)	Net value (bil VND)
VHM	39,100	(1,289,875)	(49.62)	CEO	22,400	(90,000)	(2.02)
VNM	68,300	(706,498)	(48.14)	MBS	21,500	(18,900)	(0.41)
VRE	22,600	(1,352,600)	(30.19)	PVS	37,000	(10,100)	(0.37)
HPG	26,400	(1,054,500)	(27.25)	NVB	10,700	(23,000)	(0.24)
GMD	68,900	(338,700)	(23.05)	LHC	52,600	(1,700)	(0.09)

### Statistics on domestic ETF share trade

PRICE					FOREIGN TRADE			
Ticker	Closing	Change	Volume	Value	Ticker	Buying	Selling	Net value
	VND	(%)	(share)	(bil VND)		(bil VND)	(bil VND)	(bil VND)
E1VFN30	18,680	-0.6%	738,816	13.74	E1VFN30	4.90	8.50	(3.60)
FUEMAV30	12,900	-0.2%	4,600	0.06	FUEMAV30	0.03	0.03	(0.01)
FUESSV30	13,400	0.0%	122,400	1.65	FUESSV30	0.03	0.26	(0.23)
FUESSV50	16,530	-2.7%	8,600	0.14	FUESSV50	0.00	0.00	0.00
FUESSVFL	17,810	-0.6%	951,320	16.86	FUESSVFL	9.03	14.21	(5.18)
FUEVFN30	24,710	-1.0%	627,052	15.41	FUEVFN30	4.20	10.51	(6.31)
FUEVN100	15,000	1.2%	194,033	2.84	FUEVN100	0.88	1.92	(1.04)
FUEIP100	8,550	0.0%	0	0.00	FUEIP100	0.00	0.00	0.00
FUEKIV30	7,050	-2.1%	2,200	0.02	FUEKIV30	0.00	0.01	(0.01)
FUEDCMID	10,190	-3.0%	215,300	2.19	FUEDCMID	2.07	2.14	(0.06)
FUEKIVFS	10,150	-2.7%	100	0.00	FUEKIVFS	0.00	0.00	0.00
FUEMAVND	10,310	-2.7%	31,100	0.32	FUEMAVND	0.31	0.32	(0.01)
FUEFCV50	12,630	-1.3%	4,100	0.05	FUEFCV50	0.00	0.00	0.00
FUEBFVND	12,510	0.0%	0	0.00	FUEBFVND	0.00	0.00	0.00
<b>Total</b>			<b>2,899,621</b>	<b>53.29</b>	<b>Total</b>	<b>21.45</b>	<b>37.91</b>	<b>(16.46)</b>



## Statistics on guaranteed warrant trade

Warrant code (*)	Closing rate (VND)	Change (%)	Matched volume	Day to maturity	Price (VND)	Theoretical buying rate (VND) (**)	Difference from closing rate (VND)	Operating price (VND)	Converting rate n:1	Matured date
CACB2302	120	-33.3%	40,830	6	22,050	86	(34)	22,000	4.0	30/11/2023
CACB2303	370	-17.8%	62,610	66	22,050	203	(167)	22,500	4.0	29/01/2024
CACB2304	1,270	-9.9%	300	304	22,050	623	(647)	23,000	3.0	23/09/2024
CACB2305	630	-7.4%	2,240	318	22,050	258	(372)	24,000	6.0	07/10/2024
CFPT2304	2,050	-3.8%	30,650	20	91,200	2,035	(15)	71,170	9.9	14/12/2023
CFPT2305	2,810	0.0%	2,730	143	91,200	2,501	(309)	67,210	9.9	15/04/2024
CFPT2306	1,660	-8.8%	26,830	6	91,200	1,665	5	78,090	7.9	30/11/2023
CFPT2307	1,870	-4.6%	16,870	66	91,200	1,612	(258)	79,070	7.9	29/01/2024
CFPT2308	1,730	-1.7%	13,070	59	91,200	1,484	(246)	80,060	7.9	22/01/2024
CFPT2309	2,200	-12.0%	2,680	160	91,200	1,671	(529)	80,060	7.9	02/05/2024
CFPT2310	2,280	-0.9%	32,680	251	91,200	1,436	(844)	84,510	7.9	01/08/2024
CFPT2311	850	-4.5%	72,700	111	91,200	609	(241)	88,960	9.9	14/03/2024
CFPT2312	1,800	0.0%	0	74	91,200	762	(1,038)	91,530	4.9	06/02/2024
CFPT2313	1,310	-7.1%	20,850	257	91,200	410	(900)	100,000	10.0	07/08/2024
CFPT2314	1,820	-3.2%	5,230	410	91,200	620	(1,200)	100,000	10.0	07/01/2025
CHDB2303	490	-2.0%	16,140	27	18,300	300	(190)	17,500	3.5	21/12/2023
CHDB2304	780	-7.1%	10	118	18,300	345	(435)	18,280	3.5	21/03/2024
CHDB2305	650	-7.1%	1,630	90	18,300	274	(376)	18,470	3.5	22/02/2024
CHDB2306	970	-4.0%	10	213	18,300	340	(630)	19,340	3.5	24/06/2024
CHPG2307	1,010	-9.0%	113,620	34	26,400	988	(22)	22,670	4.0	28/12/2023
CHPG2309	1,470	-2.0%	129,140	180	26,400	1,472	2	24,000	3.0	22/05/2024
CHPG2311	1,240	-10.1%	13,250	5	26,400	1,295	55	21,230	4.0	29/11/2023
CHPG2312	740	-15.9%	88,680	34	26,400	757	17	23,780	4.0	28/12/2023
CHPG2313	1,100	-8.3%	91,400	96	26,400	1,019	(81)	23,330	4.0	28/02/2024
CHPG2314	2,800	-7.0%	26,170	95	26,400	2,746	(54)	21,450	2.0	27/02/2024
CHPG2315	1,120	-27.3%	180	209	26,400	710	(410)	27,780	4.0	20/06/2024
CHPG2316	1,040	-12.6%	6,740	300	26,400	786	(254)	28,890	4.0	19/09/2024
CHPG2317	600	-11.8%	24,410	90	26,400	499	(101)	26,890	4.0	22/02/2024
CHPG2318	500	-9.1%	7,620	119	26,400	372	(128)	29,220	4.0	22/03/2024
CHPG2319	700	-17.7%	4,220	213	26,400	521	(179)	30,110	4.0	24/06/2024
CHPG2320	400	-21.6%	41,700	20	26,400	391	(9)	27,000	2.0	14/12/2023
CHPG2321	1,540	-7.2%	35,150	143	26,400	1,265	(275)	24,500	3.0	15/04/2024
CHPG2322	1,730	-11.3%	13,860	234	26,400	1,142	(588)	30,000	2.0	15/07/2024
CHPG2323	160	-52.9%	236,860	6	26,400	205	45	26,000	4.0	30/11/2023
CHPG2324	400	-9.1%	479,080	40	26,400	418	18	26,000	4.0	03/01/2024
CHPG2325	340	-5.6%	512,420	66	26,400	356	16	27,500	4.0	29/01/2024
CHPG2326	640	-4.5%	73,710	160	26,400	627	(13)	27,500	4.0	02/05/2024
CHPG2327	570	-33.7%	2,800	59	26,400	420	(150)	29,000	2.0	22/01/2024
CHPG2328	1,360	-11.7%	550	160	26,400	1,067	(293)	28,500	2.0	02/05/2024
CHPG2329	1,790	-17.5%	750	251	26,400	1,370	(420)	29,000	2.0	01/08/2024
CHPG2330	390	-4.9%	52,560	111	26,400	317	(73)	31,000	3.0	14/03/2024
CHPG2331	760	-11.6%	18,980	318	26,400	600	(160)	28,000	6.0	07/10/2024
CHPG2332	760	-12.6%	13,600	349	26,400	604	(156)	28,500	6.0	07/11/2024
CHPG2333	770	-11.5%	5,500	377	26,400	606	(164)	29,000	6.0	05/12/2024
CHPG2334	600	-7.7%	52,480	410	26,400	459	(141)	29,500	8.0	07/01/2025
CHPG2335	600	-21.1%	3,860	69	26,400	406	(194)	27,110	4.0	01/02/2024
CHPG2336	990	-8.3%	10	160	26,400	568	(422)	28,110	4.0	02/05/2024
CHPG2337	1,070	-11.6%	10	222	26,400	573	(497)	29,670	4.0	03/07/2024
CHPG2338	1,270	-15.9%	4,050	314	26,400	720	(550)	30,000	4.0	03/10/2024
CHPG2339	3,940	-7.7%	40	405	26,400	1,706	(2,234)	30,220	2.0	02/01/2025
CMBB2305	500	11.1%	200	34	17,850	409	(91)	14,420	8.5	28/12/2023
CMBB2306	1,430	-7.1%	35,020	180	17,850	1,221	(209)	16,970	1.7	22/05/2024
CMBB2307	60	-70.0%	17,380	6	17,850	58	(2)	18,000	4.0	30/11/2023
CMBB2308	270	-3.6%	67,680	66	17,850	169	(101)	18,500	4.0	29/01/2024

CMBB2309	430	-4.4%	4,460	160	17,850	260	(170)	19,000	4.0	02/05/2024
CMBB2310	540	0.0%	0	59	17,850	229	(311)	19,000	2.0	22/01/2024
CMBB2311	940	-11.3%	410	160	17,850	519	(421)	19,000	2.0	02/05/2024
CMBB2312	1,140	-8.8%	3,510	251	17,850	631	(509)	19,500	2.0	01/08/2024
CMBB2313	370	-27.5%	1,900	111	17,850	153	(217)	21,000	2.0	14/03/2024
CMBB2314	580	-6.5%	720	257	17,850	282	(298)	20,000	4.0	07/08/2024
CMBB2315	820	-7.9%	4,810	410	17,850	416	(404)	20,000	4.0	07/01/2025
CMBB2316	820	-2.4%	10	160	17,850	145	(675)	18,000	10.0	02/05/2024
CMSN2302	1,430	-13.9%	5,780	180	61,800	841	(589)	66,000	6.0	22/05/2024
CMSN2304	10	-95.7%	34,090	5	61,800	0	(10)	75,680	10.0	29/11/2023
CMSN2305	280	-28.2%	9,170	96	61,800	89	(191)	76,790	10.0	28/02/2024
CMSN2306	200	-23.1%	32,680	90	61,800	51	(149)	80,000	10.0	22/02/2024
CMSN2307	590	-15.7%	230	213	61,800	171	(419)	83,000	10.0	24/06/2024
CMSN2308	20	-92.9%	11,200	6	61,800	0	(20)	80,000	8.0	30/11/2023
CMSN2309	90	-71.9%	15,950	66	61,800	13	(77)	85,000	8.0	29/01/2024
CMSN2310	80	-76.5%	27,410	59	61,800	13	(67)	83,000	8.0	22/01/2024
CMSN2311	490	-21.0%	19,660	251	61,800	188	(302)	88,500	8.0	01/08/2024
CMSN2312	150	-71.2%	60	74	61,800	3	(147)	98,100	5.0	06/02/2024
CMSN2313	700	-12.5%	20,210	318	61,800	353	(347)	80,000	10.0	07/10/2024
CMSN2314	310	-27.9%	830	69	61,800	34	(276)	79,000	10.0	01/02/2024
CMSN2315	450	-25.0%	11,500	160	61,800	118	(332)	82,000	10.0	02/05/2024
CMSN2316	1,210	-11.0%	10	314	61,800	279	(931)	83,980	10.0	03/10/2024
CMSN2317	1,880	-10.1%	10	405	61,800	421	(1,459)	86,870	8.0	02/01/2025
CMWG2304	390	5.4%	3,750	34	38,550	267	(123)	33,680	19.8	28/12/2023
CMWG2305	1,940	-3.0%	32,300	180	38,550	1,529	(411)	35,660	4.0	22/05/2024
CMWG2306	20	-88.2%	247,100	6	38,550	0	(20)	50,000	8.0	30/11/2023
CMWG2307	170	0.0%	47,910	66	38,550	31	(139)	50,000	8.0	29/01/2024
CMWG2308	140	-60.0%	26,100	59	38,550	22	(118)	52,000	5.0	22/01/2024
CMWG2309	380	0.0%	12,500	160	38,550	138	(242)	54,000	5.0	02/05/2024
CMWG2310	520	-21.2%	70,970	251	38,550	273	(247)	54,500	5.0	01/08/2024
CMWG2311	210	-61.1%	5,880	74	38,550	12	(198)	58,900	3.0	06/02/2024
CMWG2312	530	-30.3%	5,010	151	38,550	157	(373)	56,000	3.0	23/04/2024
CMWG2313	560	-17.7%	121,830	257	38,550	353	(207)	50,000	6.0	07/08/2024
CMWG2314	500	-7.4%	148,700	410	38,550	309	(191)	52,000	10.0	07/01/2025
CMWG2315	590	-7.8%	1,030	160	38,550	66	(524)	48,890	20.0	02/05/2024
CMWG2316	770	-8.3%	1,870	271	38,550	444	(326)	48,000	6.0	21/08/2024
CNVL2303	890	4.7%	1,550	118	17,600	661	(229)	17,330	4.0	21/03/2024
CNVL2304	650	0.0%	15,690	28	17,600	617	(33)	15,560	4.0	22/12/2023
CNVL2305	1,390	-0.7%	4,190	213	17,600	913	(477)	17,000	4.0	24/06/2024
CPDR2303	2,250	-3.4%	91,490	118	27,450	2,106	(144)	19,890	4.0	21/03/2024
CPDR2304	2,350	-4.5%	152,830	28	27,450	2,374	24	18,000	4.0	22/12/2023
CPDR2305	2,520	-3.1%	49,130	213	27,450	2,260	(260)	20,220	4.0	24/06/2024
CPOW2303	40	-81.8%	3,260	27	11,400	0	(40)	15,330	2.0	21/12/2023
CPOW2304	150	-46.4%	19,780	118	11,400	13	(137)	16,330	2.0	21/03/2024
CPOW2305	160	-42.9%	2,430	90	11,400	20	(140)	15,000	2.0	22/02/2024
CPOW2306	370	-14.0%	10	213	11,400	72	(298)	16,000	2.0	24/06/2024
CPOW2307	40	-81.8%	53,740	20	11,400	2	(38)	13,500	2.0	14/12/2023
CPOW2308	300	-6.3%	62,150	143	11,400	143	(157)	12,000	5.0	15/04/2024
CPOW2309	360	-10.0%	160	173	11,400	111	(249)	14,500	2.0	15/05/2024
CPOW2310	260	-54.4%	1,120	59	11,400	43	(217)	14,000	1.0	22/01/2024
CPOW2311	110	-76.6%	400	74	11,400	13	(97)	15,500	1.0	06/02/2024
CPOW2312	530	-8.6%	13,940	69	11,400	174	(356)	12,220	2.0	01/02/2024
CPOW2313	1,020	-7.3%	60	222	11,400	334	(686)	12,890	2.0	03/07/2024
CPOW2314	1,270	-5.9%	10	314	11,400	418	(852)	13,110	2.0	03/10/2024
CPOW2315	1,460	-5.8%	10	405	11,400	471	(989)	13,460	2.0	02/01/2025
CSHB2301	780	-11.4%	75,590	69	10,950	274	(506)	11,330	2.0	01/02/2024
CSHB2302	1,170	-9.3%	510	160	10,950	344	(826)	12,000	2.0	02/05/2024
CSHB2303	1,370	-8.1%	10	221	10,950	387	(983)	12,350	2.0	02/07/2024
CSHB2304	820	-5.8%	10	222	10,950	201	(619)	11,670	5.0	03/07/2024
CSHB2305	830	-4.6%	3,000	314	10,950	193	(637)	12,560	5.0	03/10/2024



CSTB2306	1,950	-6.3%	190	405	10,950	560	(1,390)	12,780	2.0	02/01/2025
CSTB2305	300	-18.9%	28,380	34	28,300	223	(77)	29,110	5.0	28/12/2023
CSTB2306	1,850	-5.1%	109,510	180	28,300	1,357	(493)	30,000	2.0	22/05/2024
CSTB2308	170	-29.2%	204,690	5	28,300	176	6	27,800	5.0	29/11/2023
CSTB2309	230	-8.0%	110,060	34	28,300	129	(101)	30,560	5.0	28/12/2023
CSTB2310	530	0.0%	31,210	96	28,300	331	(199)	30,330	5.0	28/02/2024
CSTB2311	460	-43.9%	51,570	4	28,300	448	(12)	27,700	2.0	28/11/2023
CSTB2312	650	-11.0%	2,600	209	28,300	387	(263)	33,330	5.0	20/06/2024
CSTB2313	770	-9.4%	50,120	300	28,300	421	(349)	35,560	5.0	19/09/2024
CSTB2314	320	-15.8%	1,040	90	28,300	207	(113)	32,220	5.0	22/02/2024
CSTB2315	340	-12.8%	27,310	119	28,300	180	(160)	34,330	5.0	22/03/2024
CSTB2316	500	-16.7%	18,250	213	28,300	262	(238)	36,330	5.0	24/06/2024
CSTB2317	210	-58.0%	29,740	20	28,300	167	(43)	30,000	3.0	14/12/2023
CSTB2318	620	-15.1%	17,590	173	28,300	494	(126)	32,000	4.0	15/05/2024
CSTB2319	830	18.6%	160	143	28,300	409	(421)	27,000	9.0	15/04/2024
CSTB2320	100	-70.6%	456,620	6	28,300	139	39	28,500	4.0	30/11/2023
CSTB2321	660	-1.5%	49,300	66	28,300	433	(227)	29,000	4.0	29/01/2024
CSTB2322	1,150	-7.3%	50,480	160	28,300	628	(522)	30,000	4.0	02/05/2024
CSTB2323	650	-1.5%	41,380	59	28,300	405	(245)	29,000	4.0	22/01/2024
CSTB2324	1,400	-15.2%	110	160	28,300	540	(860)	31,000	4.0	02/05/2024
CSTB2325	1,500	-3.9%	160	251	28,300	707	(793)	31,500	4.0	01/08/2024
CSTB2326	1,320	-17.5%	500	151	28,300	745	(575)	33,000	2.0	23/04/2024
CSTB2327	670	-9.5%	14,550	257	28,300	453	(217)	32,000	6.0	07/08/2024
CSTB2328	670	-9.5%	81,400	410	28,300	443	(227)	33,000	8.0	07/01/2025
CSTB2329	480	-18.6%	8,020	69	28,300	213	(267)	31,890	4.0	01/02/2024
CSTB2330	740	-20.4%	930	160	28,300	335	(405)	34,000	4.0	02/05/2024
CSTB2331	660	-14.3%	920	222	28,300	329	(331)	35,000	5.0	03/07/2024
CSTB2332	830	-11.7%	850	314	28,300	426	(404)	35,890	5.0	03/10/2024
CSTB2333	3,820	-7.7%	10	405	28,300	1,344	(2,476)	36,110	2.0	02/01/2025
CSTB2334	2,500	-11.4%	46,330	271	28,300	1,612	(888)	27,000	3.0	21/08/2024
CTCB2302	1,840	-6.6%	24,450	180	30,050	1,613	(227)	27,000	3.0	22/05/2024
CTCB2303	20	-92.9%	159,500	6	30,050	2	(18)	33,500	4.0	30/11/2023
CTCB2304	240	-41.5%	40,570	66	30,050	127	(113)	34,500	4.0	29/01/2024
CTCB2305	430	-25.9%	2,000	59	30,050	253	(177)	32,000	4.0	22/01/2024
CTCB2306	920	3.4%	2,510	160	30,050	542	(378)	32,000	4.0	02/05/2024
CTCB2307	1,010	-12.9%	220	251	30,050	570	(440)	34,000	4.0	01/08/2024
CTCB2308	480	-11.1%	560	111	30,050	174	(306)	37,000	3.0	14/03/2024
CTCB2309	1,460	0.0%	0	304	30,050	791	(669)	35,000	3.0	23/09/2024
CTCB2310	510	-13.6%	18,890	318	30,050	309	(201)	35,000	8.0	07/10/2024
CTPB2303	320	6.7%	800	34	17,000	203	(117)	15,810	7.2	28/12/2023
CTPB2304	740	-8.6%	20	160	17,000	220	(520)	18,890	4.0	02/05/2024
CTPB2305	860	-4.4%	20	222	17,000	258	(602)	19,330	4.0	03/07/2024
CTPB2306	2,180	-3.5%	10	314	17,000	617	(1,563)	19,890	2.0	03/10/2024
CVHM2302	950	-8.7%	14,670	180	39,100	337	(613)	50,000	4.0	22/05/2024
CVHM2304	10	-94.4%	32,980	5	39,100	0	(10)	53,560	8.0	29/11/2023
CVHM2305	200	0.0%	0	96	39,100	13	(187)	57,780	8.0	28/02/2024
CVHM2306	240	-4.0%	20	90	39,100	6	(234)	60,670	8.0	22/02/2024
CVHM2307	390	-15.2%	630	213	39,100	52	(338)	62,670	8.0	24/06/2024
CVHM2308	10	-94.1%	170	6	39,100	0	(10)	61,000	8.0	30/11/2023
CVHM2309	70	-65.0%	26,400	66	39,100	1	(69)	62,000	8.0	29/01/2024
CVHM2310	70	-78.1%	20,730	59	39,100	3	(67)	59,000	5.0	22/01/2024
CVHM2311	340	-10.5%	91,070	251	39,100	148	(192)	60,500	5.0	01/08/2024
CVHM2312	250	-40.5%	56,150	160	39,100	102	(148)	56,000	5.0	02/05/2024
CVHM2313	470	0.0%	192,780	318	39,100	266	(204)	50,000	10.0	07/10/2024
CVHM2314	330	-13.2%	17,240	69	39,100	45	(285)	48,890	8.0	01/02/2024
CVHM2315	490	-12.5%	10	160	39,100	128	(362)	50,890	8.0	02/05/2024
CVHM2316	700	-5.4%	1,460	222	39,100	194	(506)	51,230	8.0	03/07/2024
CVHM2317	840	-8.7%	160	314	39,100	271	(569)	52,350	8.0	03/10/2024
CVHM2318	1,700	-5.6%	10	405	39,100	542	(1,158)	53,460	5.0	02/01/2025
CVIB2302	1,160	-10.8%	1,930	180	18,800	995	(165)	19,150	1.7	22/05/2024



CVIB2303	10	-94.7%	137,850	6	18,800	3	(7)	20,500	4.0	30/11/2023
CVIB2304	750	-8.5%	1,550	257	18,800	432	(318)	20,000	4.0	07/08/2024
CVIB2305	570	-8.1%	6,900	410	18,800	282	(288)	22,000	6.0	07/01/2025
CVIB2306	1,910	-7.3%	12,700	271	18,800	1,626	(284)	17,000	2.0	21/08/2024
CVIC2303	130	-48.0%	3,410	27	41,350	0	(130)	57,780	8.0	21/12/2023
CVIC2304	280	12.0%	6,710	118	41,350	27	(253)	59,890	8.0	21/03/2024
CVIC2305	280	-17.7%	740	90	41,350	10	(270)	61,110	8.0	22/02/2024
CVIC2306	900	0.0%	0	213	41,350	76	(824)	62,220	8.0	24/06/2024
CVIC2307	10	-94.7%	183,720	6	41,350	0	(10)	58,500	8.0	30/11/2023
CVIC2308	480	-4.0%	92,360	257	41,350	271	(209)	50,000	10.0	07/08/2024
CVIC2309	520	-3.7%	27,420	318	41,350	286	(234)	52,000	10.0	07/10/2024
CVIC2310	430	-6.5%	2,770	69	41,350	65	(365)	50,000	8.0	01/02/2024
CVIC2311	560	-15.2%	10	97	41,350	75	(485)	52,000	8.0	29/02/2024
CVIC2312	780	-10.3%	20	222	41,350	185	(595)	52,350	10.0	03/07/2024
CVIC2313	1,000	-8.3%	100	314	41,350	252	(748)	53,460	10.0	03/10/2024
CVIC2314	2,520	-7.4%	10	405	41,350	618	(1,902)	54,570	5.0	02/01/2025
CVNM2303	140	-61.1%	64,390	5	68,300	108	(32)	67,790	9.7	29/11/2023
CVNM2304	700	-7.9%	5,140	96	68,300	314	(386)	68,760	9.7	28/02/2024
CVNM2305	570	-12.3%	700	90	68,300	206	(364)	71,020	9.7	22/02/2024
CVNM2306	930	-7.9%	9,980	213	68,300	310	(620)	73,170	9.7	24/06/2024
CVNM2307	10	-96.8%	70,870	6	68,300	0	(10)	75,000	8.0	30/11/2023
CVNM2308	1,000	-7.4%	4,340	160	68,300	496	(504)	69,000	8.0	02/05/2024
CVNM2309	150	-73.7%	12,370	74	68,300	20	(130)	82,000	5.0	06/02/2024
CVNM2310	780	-6.0%	11,080	257	68,300	170	(610)	80,000	10.0	07/08/2024
CVNM2311	1,100	-12.7%	1,940	410	68,300	301	(799)	80,000	10.0	07/01/2025
CVNM2312	290	-14.7%	31,020	69	68,300	16	(274)	80,000	10.0	01/02/2024
CVNM2313	560	-6.7%	10	160	68,300	43	(517)	83,980	10.0	02/05/2024
CVNM2314	1,200	-6.3%	10	314	68,300	135	(1,065)	86,890	8.0	03/10/2024
CVNM2315	3,610	-3.7%	10	405	68,300	347	(3,263)	88,890	4.0	02/01/2025
CVPB2304	250	-3.9%	42,510	34	19,200	201	(49)	16,200	15.3	28/12/2023
CVPB2305	1,360	-2.9%	64,630	143	19,200	1,002	(358)	17,160	2.9	15/04/2024
CVPB2306	550	1.9%	9,350	20	19,200	376	(174)	19,060	1.9	14/12/2023
CVPB2307	20	-88.9%	382,530	6	19,200	10	(10)	20,490	3.8	30/11/2023
CVPB2308	190	5.6%	156,330	66	19,200	137	(53)	20,970	3.8	29/01/2024
CVPB2309	410	0.0%	40,470	160	19,200	262	(148)	21,450	3.8	02/05/2024
CVPB2310	620	-3.1%	40	59	19,200	314	(306)	20,490	1.9	22/01/2024
CVPB2311	1,450	3.6%	30,300	160	19,200	888	(562)	19,540	1.9	02/05/2024
CVPB2312	1,760	-5.9%	20	251	19,200	1,041	(719)	20,020	1.9	01/08/2024
CVPB2313	150	-64.3%	1,510	74	19,200	96	(54)	23,260	1.9	06/02/2024
CVPB2314	540	-8.5%	6,580	257	19,200	289	(251)	22,880	3.8	07/08/2024
CVPB2315	540	-5.3%	6,520	410	19,200	279	(261)	23,350	5.7	07/01/2025
CVPB2316	640	-8.6%	10	160	19,200	159	(481)	22,360	4.8	02/05/2024
CVPB2317	710	-6.6%	13,970	222	19,200	248	(462)	22,880	3.8	03/07/2024
CVPB2318	930	-7.0%	10	314	19,200	317	(613)	23,420	3.8	03/10/2024
CVPB2319	2,930	0.3%	10	405	19,200	751	(2,179)	23,950	1.9	02/01/2025
CVRE2303	1,230	-6.1%	3,330	180	22,600	525	(705)	25,000	3.0	22/05/2024
CVRE2305	20	-87.5%	112,830	5	22,600	0	(20)	27,110	5.0	29/11/2023
CVRE2306	170	6.3%	1,000	96	22,600	43	(127)	29,330	5.0	28/02/2024
CVRE2307	120	-14.3%	15,190	90	22,600	26	(94)	30,330	5.0	22/02/2024
CVRE2308	310	-6.1%	6,660	213	22,600	106	(204)	31,330	5.0	24/06/2024
CVRE2309	10	-92.3%	380	6	22,600	0	(10)	29,000	6.0	30/11/2023
CVRE2310	60	0.0%	77,930	66	22,600	11	(49)	30,000	6.0	29/01/2024
CVRE2311	100	-61.5%	53,410	59	22,600	21	(79)	29,000	4.0	22/01/2024
CVRE2312	370	-5.1%	63,070	160	22,600	203	(167)	27,500	4.0	02/05/2024
CVRE2313	510	-7.3%	1,890	251	22,600	238	(272)	29,500	4.0	01/08/2024
CVRE2314	100	-67.7%	3,670	74	22,600	4	(96)	34,100	3.0	06/02/2024
CVRE2315	300	0.0%	67,810	318	22,600	148	(152)	30,000	8.0	07/10/2024
CVRE2316	380	-15.6%	10	69	22,600	31	(349)	29,000	4.0	01/02/2024
CVRE2317	450	-4.3%	60	160	22,600	111	(339)	30,000	4.0	02/05/2024
CVRE2318	570	-8.1%	11,260	222	22,600	151	(419)	31,000	4.0	03/07/2024

CVRE2319	770	-3.8%	20	314	22,600	222	(548)	31,780	4.0	03/10/2024
CVRE2320	2,660	-6.0%	10	405	22,600	588	(2,072)	32,330	2.0	02/01/2025

(\*) All are buying stock rights, conducted in European style and payment method is in cash

(\*\*) PHS evaluates in Black-Scholes model

## LIST OF CODES ANALYZED

Ticker	Exchange	Market price	Reasonable price *	Report date	2022F EAT (bil. VND)	PE forward	PB forward
<a href="#">GEG</a>	HOSE	13,250	18,900	23/11/2023	208	18.8	1.6
<a href="#">MWG</a>	HOSE	38,550	65,900	17/11/2023	356	165.2	2.5
<a href="#">SIP</a>	HOSE	58,000	83,400	17/11/2023	1,123	9.7	3.1
<a href="#">DPM</a>	HOSE	32,800	35,000	15/11/2023	900	13.1	1.2
<a href="#">SAB</a>	HOSE	63,000	88,050	15/11/2023	5,639	17.7	3.7
<a href="#">VCB</a>	HOSE	86,000	87,300	14/11/2023	37,497	13.0	2.2
<a href="#">STK</a>	HOSE	26,300	34,450	13/11/2023	82	19.3	1.3
<a href="#">TCB</a>	HOSE	30,050	45,100	10/11/2023	18,401	7.0	1.0
<a href="#">FMC</a>	HOSE	46,250	59,400	07/11/2023	272	10.4	1.3
<a href="#">DCM</a>	HOSE	31,900	38,900	25/10/2023	1,823	11.3	1.9
<a href="#">KDH</a>	HOSE	31,400	40,900	23/10/2023	1,008	29.1	2.1
<a href="#">VCG</a>	HOSE	22,650	33,000	18/10/2023	492	30.9	1.7
<a href="#">VRE</a>	HOSE	22,600	39,400	16/10/2023	4,036	22.7	2.6
<a href="#">NLG</a>	HOSE	36,900	40,900	28/09/2023	642	22.9	1.4
<a href="#">POW</a>	HOSE	11,400	14,800	22/09/2023	1,817	23.6	1.1
<a href="#">VPB</a>	HOSE	19,200	24,400	21/09/2023	14,007	11.8	1.0
<a href="#">ANV</a>	HOSE	30,000	44,600	20/09/2023	574	10.3	1.7
<a href="#">BSR</a>	UPCOM	18,747	20,200	30/08/2023	7,288	8.7	1.1
<a href="#">VNM</a>	HOSE	68,300	73,100	25/08/2023	9,365	16.3	4.9
<a href="#">MSH</a>	HOSE	38,000	49,350	23/08/2023	270	13.7	2.0
<a href="#">DPR</a>	HOSE	30,000	88,000	18/08/2023	302	10.4	1.1
<a href="#">GAS</a>	HOSE	77,500	111,000	17/08/2023	13,268	16.2	3.2
<a href="#">DGW</a>	HOSE	50,800	50,800	14/08/2023	440	18.8	3.1
<a href="#">IDC</a>	HNX	48,900	48,527	03/08/2023	48,527	6.1	2.8
<a href="#">PNJ</a>	HOSE	80,400	89,000	03/08/2023	1,729	12.2	3.0
<a href="#">NT2</a>	HOSE	24,350	32,500	02/08/2023	671	13.9	2.1
<a href="#">STB</a>	HOSE	28,300	38,000	14/07/2023	7,259	9.9	1.6
<a href="#">TCM</a>	HOSE	41,400	52,300	06/07/2023	211	20.4	2.1
<a href="#">PLX</a>	HOSE	33,400	45,100	05/07/2023	3,513	18.3	2.5
<a href="#">ACB</a>	HOSE	22,050	25,400	30/06/2023	14,955	6.6	1.3
<a href="#">BID</a>	HOSE	43,650	57,956	13/06/2023	23,019	12.7	2.3
<a href="#">CTG</a>	HOSE	29,600	39,700	13/06/2023	19,121	10.0	1.5
<a href="#">MBB</a>	HOSE	17,850	27,200	13/06/2023	21,242	5.8	1.2
<a href="#">HDB</a>	HOSE	18,300	23,170	13/06/2023	10,216	6.2	1.3
<a href="#">TPB</a>	HOSE	17,000	24,000	13/06/2023	6,732	5.7	1.0
<a href="#">OCB</a>	HOSE	13,550	22,700	13/06/2023	4,354	7.2	1.1
<a href="#">VIB</a>	HOSE	18,800	29,300	13/06/2023	9,378	6.6	1.5
<a href="#">LPB</a>	HOSE	15,150	18,800	13/06/2023	4,925	6.6	1.1
<a href="#">MSB</a>	HOSE	12,850	21,900	13/06/2023	4,803	9.1	1.4
<a href="#">SHB</a>	HOSE	10,950	15,600	13/06/2023	8,035	6.0	0.9
<a href="#">DHG</a>	HOSE	102,700	111,600	13/06/2023	1,061	13.8	3.0
<a href="#">IMP</a>	HOSE	55,200	68,000	13/06/2023	286	15.9	2.2
<a href="#">QTP</a>	UPCOM	14,023	23,900	13/06/2023	1,300	8.3	1.6
<a href="#">PVS</a>	HNX	37,000	30,700	13/06/2023	1,059	16.8	1.2
<a href="#">MPC</a>	UPCOM	17,031	19,200	13/06/2023	597	12.9	1.3
<a href="#">VHM</a>	HOSE	39,100	83,100	13/06/2023	29,034	12.5	2.3
<a href="#">KBC</a>	HOSE	31,350	32,000	13/06/2023	2,073	11.9	1.3
<a href="#">FRT</a>	HOSE	102,000	85,000	13/06/2023	107	111.1	6.6

<a href="#">HPG</a>	HOSE	26,400	35,400	13/06/2023	7,698	16.6	1.2
<a href="#">SBT</a>	HOSE	13,400	16,700	13/06/2023	827	15.7	1.1
<a href="#">PVI</a>	HNX	44,800	47,002	19/12/2022	996	13.8	1.3
<a href="#">BMI</a>	HOSE	21,350	25,190	19/12/2022	427	9.0	1.0
<a href="#">BVH</a>	HOSE	40,250	70,900	19/12/2022	2,967	17.7	2.3
<a href="#">VHC</a>	HOSE	69,500	69,000	19/12/2022	1,510	8.4	1.5
<a href="#">SZC</a>	HOSE	43,250	42,700	19/12/2022	585	7.5	2.6
<a href="#">GVR</a>	HOSE	19,550	29,755	19/12/2022	5,521	27.8	2.1
<a href="#">LHG</a>	HOSE	30,500	42,250	19/12/2022	653	3.5	1.2
<a href="#">PVT</a>	HOSE	25,200	26,900	19/12/2022	831	14.1	1.2
<a href="#">TRA</a>	HOSE	79,000	117,400	19/12/2022	349	13.9	2.8

Source: PHS

\*Reasonable price hasn't been adjusted with operated rights after reporting date

### **Analyst Certification**

The report is made by Pham Quang Chuong, analyst – Phu Hung Securities Joint Stock Company. Each research analyst(s), strategist(s) or research associate(s) responsible for the preparation and content of all or any identified portion of this research report hereby certifies that, with respect to each issuer or security or any identified portion of the report with respect to each issuer or security that the research analyst, strategist or research associate covers in this research report, all of the views expressed by that research analyst, strategist or research associate in this research report accurately reflect their personal views about those issuer(s) or securities. Each research analyst(s), strategist(s) or research associate(s) also certify that no part of their compensation was, is, or will be, directly or indirectly, related to the specific recommendation(s) or view(s) expressed by that research analyst, strategist or research associate in this research report.

### **Ratings Definition**

Buy = higher than domestic market by over 10%  
Hold = similar to domestic market at the rate of +10% ~ -10%  
Sell = lower than domestic market by below 10%  
No rating = the code is not rated in Phu Hung or not yet listed  
The performance is determined by total recollection in 12 months (including dividend).

### **Analyst Certification**

This information has been compiled from sources we believe to be reliable, but we do not hold ourselves responsible for its completeness or accuracy. It is not an offer to sell or solicitation of an offer to buy any securities. Phu Hung Securities and its affiliates and their officers and employees may or may not have a position in or with respect to the securities mentioned herein. Phu Hung Securities (or one of its affiliates) may from time to time perform investment banking or other services or solicit investment banking or other business for any company mentioned in this report. All opinions and estimates included in this report constitute our judgment as of this date and are subject to change without notice.

#### **© Phu Hung Securities Corporation**

F21, Phu My Hung Tower, 08 Hoang Van Thai, Tan Phu Ward, District 7, HCMC  
Phone: (84-28) 5 413 5479 Fax: (84-28) 5 413 5472  
Customer Service: (84-28) 5 411 8855 Call Center: (84-28) 5 413 5488  
E-mail: [info@phs.vn](mailto:info@phs.vn) / [support@phs.vn](mailto:support@phs.vn) Web: [www.phs.vn](http://www.phs.vn)

#### **Phu My Hung Trading office**

Ground Floor, CR2-08, 107 Ton  
Dat Tien, Tan Phu Ward, District 7,  
Ho Chi Minh City  
Tel: (84-28) 5 413 5478  
Fax: (84-28) 5 413 5473

#### **District 3 Branch**

4th & 5th Floor, 458 Nguyen  
Thi Minh Khai, Ward 2,  
District 3, Ho Chi Minh City  
Tel: (84-28) 3 820 8068  
Fax: (84-28) 3 820 8206

#### **Thanh Xuan Branch**

5th Floor, UDIC Complex Building, N04  
Hoang Dao Thuy, Trung Hoa Ward, Cau  
Giay District, Ha Noi  
Tel: (84-24) 6 250 9999  
Fax: (84-24) 6 250 6666

#### **Tan Binh Branch**

Park Legend Building, 251 Hoang  
Van Thu Street, Ward 2, Tan Binh  
District, Ho Chi Minh City  
Tel: (84-28) 3 813 2401  
Fax: (84-28) 3 813 2415

#### **Hanoi Branch**

5th Floor, Vinafor Building,  
No.127 Lo Duc, Dong Mac  
Ward, Hai Ba Trung District,  
Ha Noi  
Tel: (84-24) 3 933 4566  
Fax: (84-24) 3 933 4820

#### **Hai Phong Branch**

2nd Floor, Building No.18 Tran Hung  
Dao, Hoang Van Thu Ward, Hong Bang  
District, Hai Phong  
Tel: (84-225) 384 1810  
Fax: (84-225) 384 1801

#### **District 1 Branch**

Room 1003A, 10th Floor, No. 81-  
83-83B-85 Ham Nghi Street,  
Nguyen Thai Binh Ward, District 1,  
Ho Chi Minh City  
Tel: ((84-28) 3 535 6060  
Fax: (84-28) 3 535 2912