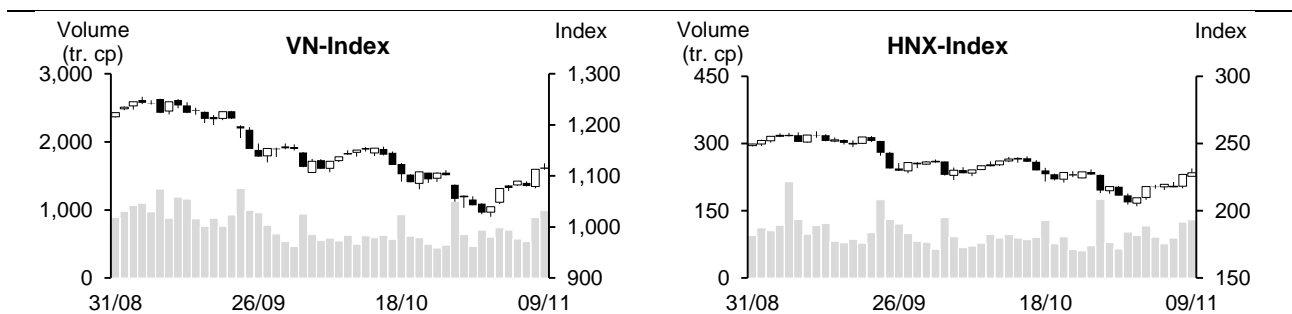


09/11/2023	HOSE		VN30		HNX	
	Value	Change %	Value	Change %	Value	Change %
Closing rate	1,113.89	0.04%	1,122.95	-0.62%	228.22	0.53%
<b>Total volume (mil. shares)</b>	<b>1,052.39</b>	<b>10.45%</b>	<b>252.55</b>	<b>-3.25%</b>	<b>130.88</b>	<b>4.70%</b>
<b>Matched volume (mil. shares)</b>	<b>997.17</b>	<b>12.49%</b>	<b>232.10</b>	<b>-0.62%</b>	<b>130.00</b>	<b>4.30%</b>
20-session average (mil. shares)	666.32	49.65%	175.43	32.30%	95.20	36.56%
<b>Total value (bil dong)</b>	<b>21,998</b>	<b>18.26%</b>	<b>7,709</b>	<b>6.96%</b>	<b>2,431</b>	<b>6.24%</b>
<b>Matched value (bil dong)</b>	<b>20,371</b>	<b>17.93%</b>	<b>6,766</b>	<b>3.80%</b>	<b>2,410</b>	<b>6.37%</b>
20-session average (bil dong)	13,455	51.40%	5,059	33.75%	1,777	35.58%
	Weight %		Weight %		Weight %	
<b>Number of gainers</b>	342	55%	8	27%	115	49%
<b>Number of droppers</b>	202	33%	18	60%	66	28%
<b>Stand still codes</b>	76	12%	4	13%	55	23%



### REMARKABLE POINTS ON THE MARKET

The market struggled as main indexes closed at near lowest level of the day. From the morning, the market was excited as the cash flow was strong on real estate and securities. The liquidity increased strongly and the market also leaned on buyers during the whole session. However, the indexes' gain was limited as red covered banking codes. On the other hand, some other pillar groups like steel, retail, food and beverage, and aviation also differentiated in the second half of the session. Foreign investors also placed pressure with the strongest net selling in 1 month.

### TECHNICAL POINT OF VIEW

In technical term, VN-Index saw another gain. The volume stayed above 10 and 20-session average, showing that the cash flow is positive. Not just that, the index closed above MA5, and MA5 showed sign of cutting up to MA20, showing that short-term recovering trend is still there and the index might move to challenge resistant target around 1,147 points (MA50). However, the index approached MA200 and there is small candle with long upper shadow, showing that selling pressure is there. Therefore, the index might need a technical shake to MA20 before returning to the main trend in short-term. For HNX, HNX-Index saw similar situation. The index also gained and stayed above MA20, and MACD increased to above Signal, supporting buying sign, showing that short-term recovering trend is still there and the index might increase to challenge 235 points (MA50). In general, the market might need a technical shake to support short-term recovering trend. Therefore, investors might use the shake to restructure short-term positions. In which, having priority on good-fundamental codes with growth prospect that can attract strong cash flow.

**Recommending code:** ACB (Buy)

**Observing code:** CTD, DXG

(Details in page 2)

## RECOMMENDING CODES AS PER TECHNICAL SIGNS

## Codes of the day

No	Ticker	Recommend	Recommended date	Current Price	Operation Price	Current profit/loss	Target Price	Expected profit	Cut loss price	Expected Loss	Note
1	ACB	Buy	10/11/23	22.55	22.55	0.0%	24.4	8.2%	21.5	-4.7%	Might start gaining trend

No	Ticker	Recommend	Recommended date	Current Price	Resistance	Cut loss	Technical sign
1	CTD	Observe to buy	10/11/23	62	65   72	54.5	See head-withdraw candle after sign of surpassing peak around 61, showing possibility of a few corrections to retest -> might consider buying at 56-58
2	DXG	Observe to buy	10/11/23	19.45	21.5-23	17.5	See head-withdraw candle after previous strong gain, showing possibility of a few corrections to retest -> might consider buying at 18-18.5

## List of recommended codes

No	Ticker	Recommend	Recommended date	Current Price	04/11/22	Current profit/loss	Target Price	Expected profit	Cut loss price	Expected Loss	Note
1	DHT	Buy	01/11/23	23.2	21	10.5%	25.4	21.0%	19.4	-7.6%	
2	BCM	Buy	03/11/23	61.0	58.8	3.7%	63.6	8.2%	56.5	-4%	
3	TCM	Buy	08/11/23	42.35	41.7	1.6%	44.5	6.7%	40.3	-3%	
4	VSC	Buy	09/11/23	26.75	25	7.0%	27.9	11.6%	23.5	-6%	

**DAILY NEWS****Domestic news****Many banks lowered deposit interest rate**

VND deposit interest rate in November in many banks dropped further by 0.1-0.3% depending on terms, reaching bottom level of Covid-19.

In Techcombank, from November 6, customers' deposit of less than 1 billion, in 12-36-month terms will see interest rate of only 5.15%/year. 6-month to less-than-1-year rate is 4.65-4.7%/year. The lowest is 1-month term at 3.25%/year.

From November 8, BaoViet Bank also applied 12-13-month rate at 5.9%/year instead of over 6%.

Many other banks also lowered interest rate like NCB, SHB, Nam A Bank, and Bac A Bank. Update list of mobilizing interest rate as of November 6 made by WiGroup – a statistics organization showed that for 1-month term, the highest rate is in Nam A Bank at 4.65%. The highest rate for 3-month term is 4.75% in BaoViet Bank. For longer term like 6-month, the highest rate is 5.7%/year in Ocean Bank.

So, for less-than-6-month terms, nearly no bank seeing interest rate of 6%/year. For higher interest rate, customers must choose the terms of more than 12 months in some banks.

**Only 13 America FDI projects investing in Vietnam agriculture**

Export to America accounted 30% total export value, Vietnam is the 8<sup>th</sup> biggest trading partner of this country.

As of October, America is number 11 over 143 countries and regions investing in Vietnam with 1,306 projects, total registered FDI is about 11.8 billion USD.

However, according to Department of Foreign Investment (Ministry of Planning and Investment), as of the end of December 2022, total number of America FDI projects in agriculture is only 13, total registered investment is 149 million USD, accounting 1.3% total America FDI in Vietnam.

**Tra fish export to EU increased by 11%**

Vietnam Association of Sea products export and processing (VASEP) stated that in September 2023, Vietnam Tra fish export to EU saw positive growth again with over 14 million USD, up by 11% YoY.

In Q3/2023 alone, EU bought 50 million USD of Tra fish from Vietnam, down by 17% YoY. In 9 months, Tra fish export to this market is 129 million USD, down by 19% YoY.

In which, Holland is still leading country in EU for Tra fish import from Vietnam with over 10 million USD, up by 9% in Q3/2023. However, in 9 months, it still dropped by 20% YoY to 35 million USD. In Q3/2023, Holland Tra fish demand gradually recovered comparing to previous quarters with positive growth for the first time since the beginning of the year in July (+13%) and September (+26%), in August it dropped slightly by 4%.

Source: Fireant, Vietnambiz

## Listing Company News

### **Binh Dien Fertilizer (BFC) Q3/2023 report in Q3/2023 is 20 times of same period**

Binh Dien Fertilizer (HOSE: BFC) released Q3/2023 finance statements with EBT of 87 billion, up by 13 times YoY. However, cost also increased by 12.7% YoY to 2,370 billion. However, selling net revenue increased by 18.5% YoY to 2,708 billion. Therefore, selling gross profit reached 338 billion, up strongly by 85% YoY.

Besides, the company finance revenue also increased by 2.2 times YoY to 8.4 billion.

BFC finance expense dropped by 34.4% YoY to 25.7 billion. In which, loan interest expense dropped by 8.2% YoY to 24.8 billion.

On the other side, selling and management expenses increased strongly by 72% and 55% YoY to 176.6 and 58.4 billion. As the results, BFC EAT is 58.6 billion, up by nearly 20 times YoY.

However, in 9 months, the company EAT only reached 84.2 billion, down by 48.6% YoY. Net revenue and gross profit only dropped by 4.62% and 3.41% YoY to 6,385 and 680 billion.

### **SZL will soon raise capital up by 1.5 times**

Sonadezi Long Thanh (HOSE: SZL) saw closing date for issuing shares to raise capital, record date is November 17, 2023. Accordingly, at payment rate of 2:1. With over 18.2 million outstanding shares, SZL expects to issue over 9.1 million shares. If the issuance succeeds, SZL chartered capital will increase to 273.4 billion.

Until now, Industrial Park Development (UPCoM: SNZ) is parent company with over 10.2 million shares or 56.16%. So, after this issuance, SNZ will receive over 5.1 million shares.

SZL has two other major shareholders America LLC and Dong Nai Development Investment Fund with 17.02% and 6.21% capital, and will receive over 3.1 and over 1.1 million shares.

### **HVN will soon receive over 43 billion dong of dividend from Noi Bai Cargo Service**

BoM of Noi Bai Cargo Service (HOSE: NCT) has approved 2023 first term cash dividend advance, closing date is November 22. Ex-rights date is November 21. At operating rate of 30% and nearly 26.2 million outstanding shares, NCT expects to spend nearly 78.5 billion and expected payment time is December 22, 2023.

At the end of Q3/2023, Vietnam Airlines (HOSE: HVN) is biggest shareholder of NCT, at owning rate of 55.13% or 14.4 million shares. So, HVN might receive over 43 billion dong of dividend from this advance.

According to Q3/2023 finance statements, NCT net revenue and net profit reached 190 and 65 billion, up by 9% and 16% YoY. But net revenue and net profit in 9 months dropped by 9% and 5% YoY to 496 and 162 billion.

Source: Fireant, Vietstock

**MARKET STATISTICS****Statistics on matching trade****TOP 5 IMPACTING GAINERS**

HOSE			
Ticker	Closing (VND)	Change %	Impact %
VIC	45,400	5.58%	0.20%
VHM	42,900	4.63%	0.18%
NVL	16,300	5.16%	0.03%
BCM	61,000	2.35%	0.03%
VRE	24,300	2.53%	0.03%

HNX			
Ticker	Closing (VND)	Change %	Impact %
KSF	40,700	2.01%	0.08%
IDC	48,900	1.45%	0.08%
HUT	20,100	1.01%	0.06%
DTK	10,400	1.96%	0.04%
NTP	38,500	2.67%	0.04%

**TOP 5 IMPACTING DROPPERS**

HOSE			
Ticker	Closing (VND)	Change %	Impact %
VCB	87,900	-1.79%	-0.20%
VPB	20,000	-1.72%	-0.06%
VJC	108,400	-4.07%	-0.06%
SAB	63,900	-1.84%	-0.03%
VNM	70,700	-0.98%	-0.03%

HNX			
Ticker	Closing (VND)	Change %	Impact %
PVS	36,800	-1.08%	-0.06%
PRE	17,900	-4.28%	-0.03%
SHS	17,300	-0.57%	-0.03%
KSV	33,200	-0.90%	-0.02%
PGS	28,000	-3.45%	-0.02%

**TOP 5 IN MATCHING VOLUME**

HOSE			
Ticker	Closing (VND)	Change %	Volume (share)
VIX	15,600	6.85%	61,702,532
NVL	16,300	5.16%	56,512,280
SSI	30,850	1.82%	33,989,844
VND	20,050	2.56%	32,288,567
HPG	26,700	-0.93%	31,376,600

HNX			
Ticker	Closing (VND)	Change %	Volume (share)
SHS	17,300	-0.57%	36,449,787
CEO	24,100	0.84%	14,727,762
HUT	20,100	1.01%	7,765,444
MBS	20,400	-0.49%	7,057,145
PVS	36,800	-1.08%	6,847,987

**TOP 5 IN MATCHING VALUE**

HOSE			
Ticker	Closing (VND)	Change %	Value (bil. VND)
SSI	30,850	1.82%	1,057.2
VIX	15,600	6.85%	954.1
NVL	16,300	5.16%	918.9
HPG	26,700	-0.93%	846.6
PDR	25,450	6.93%	790.2

HNX			
Ticker	Closing (VND)	Change %	Value (bil. VND)
SHS	17,300	-0.57%	645.5
CEO	24,100	0.84%	362.3
PVS	36,800	-1.08%	253.2
IDC	48,900	1.45%	198.5
HUT	20,100	1.01%	157.5

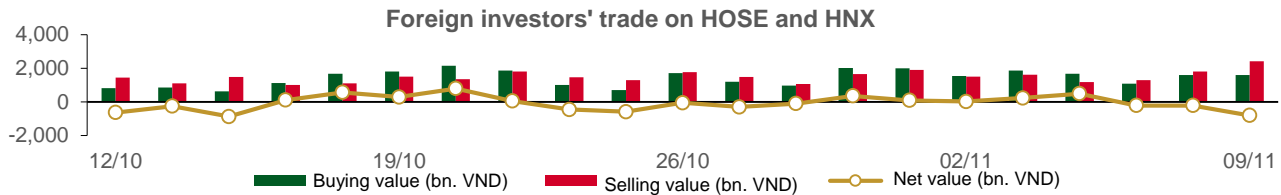
**Statistics on agreement trades****TOP 5 IN AGREEMENT TRADES**

HOSE		
Ticker	Agreement vol. (share)	Agreement value (bil. VND)
VJC	2,492,100	264.16
VIC	5,673,000	243.92
FUESSVFL	7,500,000	136.44
VCB	1,125,000	99.04
FPT	900,600	89.16

HNX		
Ticker	Agreement vol. (share)	Agreement value (bil. VND)
HUT	403,000	8.06
PVS	150,400	5.35
GKM	130,000	4.42
SHS	100,000	1.72
HTP	65,000	1.59

## Statistics on foreign investors' trade

Exchange	Buying vol. (mil. share)	Buying value (bil. VND)	Selling vol. (mil. share)	Selling value (bil. VND)	Net selling/ buying value (mil. share)	Net selling/ buying value (bil. VND)
HOSE	58.88	1,548.02	83.15	2,354.25	(24.26)	(806.22)
HNX	2.06	58.27	2.43	53.46	(0.37)	4.80
<b>Total</b>	<b>60.94</b>	<b>1,606.29</b>	<b>85.58</b>	<b>2,407.71</b>	<b>(24.64)</b>	<b>(801.42)</b>



### TOP 5 BOUGHT-IN

HOSE				HNX			
Ticker	Closing (VND)	Buying vol. (share)	Buying value (bil. VND)	Ticker	Closing (VND)	Buying vol. (share)	Buying value (bil. VND)
HPG	26,700	6,077,700	164.10	IDC	48,900	603,300	29.40
FPT	92,500	906,030	89.66	SHS	17,300	363,700	6.43
DGC	92,800	884,300	82.82	PVS	36,800	92,300	3.43
SSI	30,850	2,314,500	72.07	CEO	24,100	133,100	3.28
KBC	30,700	2,030,300	62.64	HUT	20,100	108,500	2.19

### TOP 5 SOLD-OUT

HOSE				HNX			
Ticker	Closing (VND)	Selling vol. (share)	Selling value (bil. VND)	Ticker	Closing (VND)	Selling vol. (share)	Selling value (bil. VND)
VHM	42,900	7,834,918	333.28	SHS	17,300	1,375,700	24.35
FUESSVFL	18,400	10,699,900	195.27	IDC	48,900	225,200	10.97
VCB	87,900	1,904,158	168.02	PVS	36,800	227,900	8.45
VNM	70,700	2,087,126	149.08	MBS	20,400	139,065	2.92
HPG	26,700	4,872,955	131.52	TIG	11,500	182,200	2.09

### TOP 5 NET BUYING

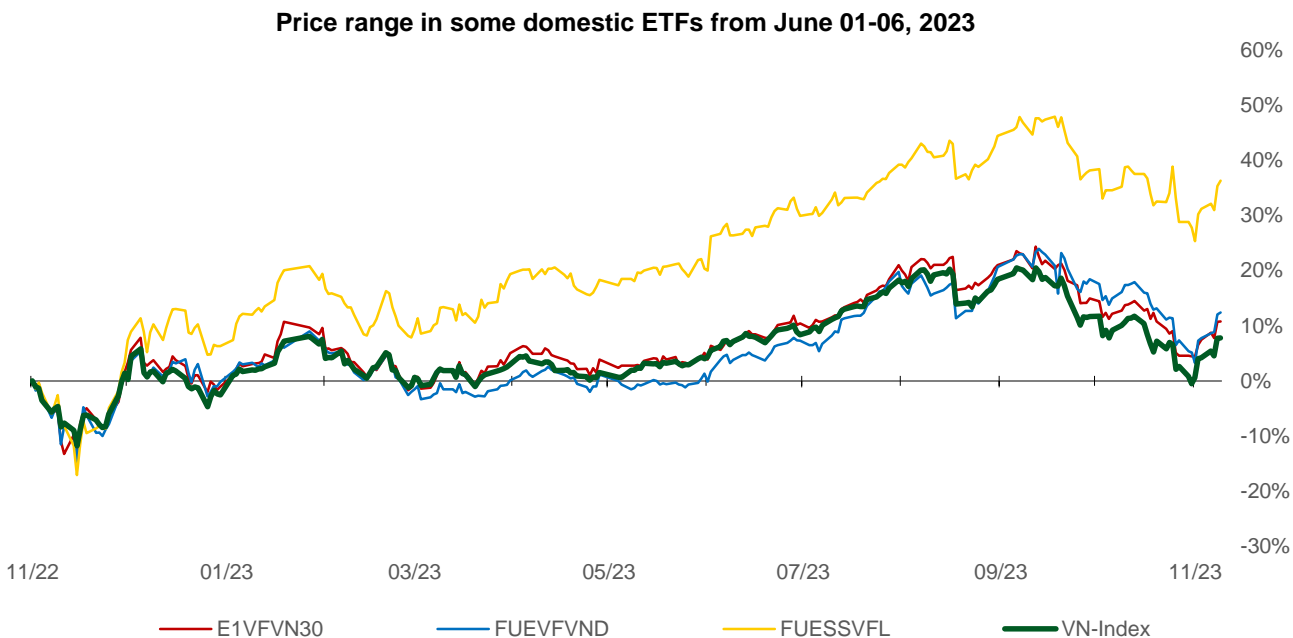
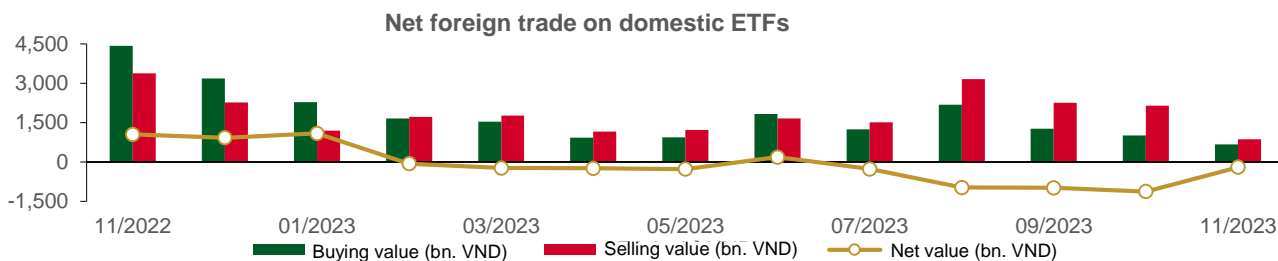
HOSE				HNX			
Ticker	Closing (VND)	Net vol. (share)	Net value (bil VND)	Ticker	Closing (VND)	Net vol. (share)	Net value (bil VND)
DGC	92,800	771,743	72.32	IDC	48,900	378,100	18.43
KBC	30,700	1,472,300	45.49	CEO	24,100	125,600	3.10
NKG	20,750	2,085,284	44.04	HUT	20,100	106,690	2.15
HPG	26,700	1,204,745	32.58	SLS	154,000	7,800	1.20
CTG	29,500	1,002,100	29.56	PVI	45,000	24,912	1.12

### TOP 5 NET SELLING

HOSE				HNX			
Ticker	Closing (VND)	Net vol. (share)	Net value (bil VND)	Ticker	Closing (VND)	Net vol. (share)	Net value (bil VND)
VHM	42,900	(6,728,618)	(286.30)	SHS	17,300	(1,012,000)	(17.92)
FUESSVFL	18,400	(10,075,000)	(183.83)	PVS	36,800	(135,600)	(5.02)
VCB	87,900	(1,621,704)	(142.95)	TIG	11,500	(145,500)	(1.67)
VNM	70,700	(1,430,226)	(102.15)	MBS	20,400	(44,965)	(0.97)
MWG	40,300	(1,320,780)	(53.96)	VCS	57,500	(13,900)	(0.80)

### Statistics on domestic ETF share trade

PRICE					FOREIGN TRADE			
Ticker	Closing	Change	Volume	Value	Ticker	Buying	Selling	Net value
	VND	(%)	(share)	(bil VND)		(bil VND)	(bil VND)	(bil VND)
E1VFN30	19,410	0.1%	1,495,102	28.94	E1VFN30	25.20	23.16	2.04
FUEMAV30	13,300	-0.4%	29,200	0.39	FUEMAV30	0.38	0.07	0.31
FUESSV30	13,910	0.2%	13,700	0.19	FUESSV30	0.09	0.00	0.09
FUESSV50	16,500	-1.0%	20,069	0.34	FUESSV50	0.00	0.00	0.00
FUESSVFL	18,400	0.7%	10,736,870	195.95	FUESSVFL	11.44	195.27	(183.83)
FUEVFN30	25,230	0.3%	2,781,765	69.40	FUEVFN30	41.79	33.04	8.76
FUEVN100	15,090	0.3%	82,349	1.24	FUEVN100	0.45	0.70	(0.25)
FUEIP100	8,290	-0.2%	400	0.00	FUEIP100	0.00	0.00	0.00
FUEKIV30	7,280	-1.2%	24,600	0.18	FUEKIV30	0.08	0.17	(0.09)
FUEDCMID	10,300	1.5%	31,700	0.33	FUEDCMID	0.02	0.12	(0.10)
FUEKIVFS	10,530	3.2%	100	0.00	FUEKIVFS	0.00	0.00	0.00
FUEMAVND	10,550	0.0%	0	0.00	FUEMAVND	0.00	0.00	0.00
FUEFCV50	13,330	-1.3%	6,300	0.08	FUEFCV50	0.00	0.00	0.00
FUEBFVND	12,510	0.0%	0	0.00	FUEBFVND	0.00	0.00	0.00
<b>Total</b>			<b>15,222,155</b>	<b>297.04</b>	<b>Total</b>	<b>79.46</b>	<b>252.52</b>	<b>(173.07)</b>



## Statistics on guaranteed warrant trade

Warrant code (*)	Closing rate (VND)	Change (%)	Matched volume	Day to maturity	Price (VND)	Theoretical buying rate (VND) (**)	Difference from closing rate (VND)	Operating price (VND)	Converting rate n:1	Matured date
CACB2302	340	-2.9%	6,030	21	22,550	226	(114)	22,000	4.0	30/11/2023
CACB2303	510	-5.6%	4,640	81	22,550	298	(212)	22,500	4.0	29/01/2024
CACB2304	1,460	-1.4%	300	319	22,550	743	(717)	23,000	3.0	23/09/2024
CACB2305	740	-1.3%	11,830	333	22,550	312	(428)	24,000	6.0	07/10/2024
CFPT2304	2,180	1.9%	41,910	35	92,500	2,177	(3)	71,170	9.9	14/12/2023
CFPT2305	2,880	0.0%	6,560	158	92,500	2,650	(230)	67,210	9.9	15/04/2024
CFPT2306	1,900	4.4%	68,770	21	92,500	1,843	(57)	78,090	7.9	30/11/2023
CFPT2307	2,070	3.5%	41,240	81	92,500	1,798	(272)	79,070	7.9	29/01/2024
CFPT2308	1,960	20.3%	2,250	74	92,500	1,671	(289)	80,060	7.9	22/01/2024
CFPT2309	2,400	1.7%	700	175	92,500	1,853	(547)	80,060	7.9	02/05/2024
CFPT2310	2,450	-0.8%	2,700	266	92,500	1,604	(846)	84,510	7.9	01/08/2024
CFPT2311	950	5.6%	79,200	126	92,500	735	(215)	88,960	9.9	14/03/2024
CFPT2312	1,910	-11.2%	840	89	92,500	1,000	(910)	91,530	4.9	06/02/2024
CFPT2313	1,510	4.1%	2,260	272	92,500	493	(1,017)	100,000	10.0	07/08/2024
CFPT2314	2,040	3.0%	5,220	425	92,500	714	(1,326)	100,000	10.0	07/01/2025
CHDB2302	680	0.0%	29,550	12	18,750	637	(43)	16,540	3.5	21/11/2023
CHDB2303	680	0.0%	1,410	42	18,750	434	(246)	17,500	3.5	21/12/2023
CHDB2304	940	-1.1%	5,270	133	18,750	447	(493)	18,280	3.5	21/03/2024
CHDB2305	760	-3.8%	5,880	105	18,750	373	(387)	18,470	3.5	22/02/2024
CHDB2306	1,090	0.9%	1,010	228	18,750	426	(664)	19,340	3.5	24/06/2024
CHPG2307	1,180	-2.5%	30,990	49	26,700	1,093	(87)	22,670	4.0	28/12/2023
CHPG2309	1,460	0.0%	96,330	195	26,700	1,592	132	24,000	3.0	22/05/2024
CHPG2311	1,400	-2.8%	38,010	20	26,700	1,379	(21)	21,230	4.0	29/11/2023
CHPG2312	960	-4.0%	11,210	49	26,700	869	(91)	23,780	4.0	28/12/2023
CHPG2313	1,240	-3.1%	55,030	111	26,700	1,117	(123)	23,330	4.0	28/02/2024
CHPG2314	3,020	2.7%	7,520	110	26,700	2,939	(81)	21,450	2.0	27/02/2024
CHPG2315	1,300	-23.5%	150	224	26,700	788	(512)	27,780	4.0	20/06/2024
CHPG2316	1,220	0.8%	650	315	26,700	859	(361)	28,890	4.0	19/09/2024
CHPG2317	710	-2.7%	10,830	105	26,700	588	(122)	26,890	4.0	22/02/2024
CHPG2318	620	3.3%	16,400	134	26,700	444	(176)	29,220	4.0	22/03/2024
CHPG2319	810	-3.6%	6,360	228	26,700	589	(221)	30,110	4.0	24/06/2024
CHPG2320	740	-3.9%	97,490	35	26,700	629	(111)	27,000	2.0	14/12/2023
CHPG2321	1,800	-1.1%	21,800	158	26,700	1,387	(413)	24,500	3.0	15/04/2024
CHPG2322	2,530	-1.2%	18,650	249	26,700	1,279	(1,251)	30,000	2.0	15/07/2024
CHPG2323	390	-2.5%	151,610	21	26,700	366	(24)	26,000	4.0	30/11/2023
CHPG2324	560	-1.8%	240,570	55	26,700	528	(32)	26,000	4.0	03/01/2024
CHPG2325	450	-6.3%	213,080	81	26,700	446	(4)	27,500	4.0	29/01/2024
CHPG2326	770	-1.3%	140,270	175	26,700	707	(63)	27,500	4.0	02/05/2024
CHPG2327	890	6.0%	21,830	74	26,700	576	(314)	29,000	2.0	22/01/2024
CHPG2328	1,730	-0.6%	600	175	26,700	1,217	(513)	28,500	2.0	02/05/2024
CHPG2329	2,320	13.2%	1,600	266	26,700	1,515	(805)	29,000	2.0	01/08/2024
CHPG2330	510	2.0%	8,560	126	26,700	398	(112)	31,000	3.0	14/03/2024
CHPG2331	900	4.7%	20,430	333	26,700	650	(250)	28,000	6.0	07/10/2024
CHPG2332	930	6.9%	2,520	364	26,700	654	(276)	28,500	6.0	07/11/2024
CHPG2333	920	-1.1%	1,550	392	26,700	655	(265)	29,000	6.0	05/12/2024
CHPG2334	700	-1.4%	16,100	425	26,700	496	(204)	29,500	8.0	07/01/2025
CHPG2335	850	-1.2%	8,240	84	26,700	497	(353)	27,110	4.0	01/02/2024
CHPG2336	1,210	16.4%	10	175	26,700	645	(565)	28,110	4.0	02/05/2024
CHPG2337	1,300	15.0%	10	237	26,700	642	(658)	29,670	4.0	03/07/2024
CHPG2338	1,530	-2.6%	2,990	329	26,700	789	(741)	30,000	4.0	03/10/2024
CHPG2339	4,480	9.3%	10	420	26,700	1,847	(2,633)	30,220	2.0	02/01/2025
CMBB2305	530	-1.9%	1,710	49	18,350	471	(59)	14,420	8.5	28/12/2023
CMBB2306	1,780	0.6%	42,510	195	18,350	1,473	(307)	16,970	1.7	22/05/2024
CMBB2307	250	4.2%	105,990	21	18,350	187	(63)	18,000	4.0	30/11/2023



CMBB2308	370	-5.1%	43,830	81	18,350	257	(113)	18,500	4.0	29/01/2024
CMBB2309	540	0.0%	4,480	175	18,350	340	(200)	19,000	4.0	02/05/2024
CMBB2310	670	-5.6%	1,000	74	18,350	383	(287)	19,000	2.0	22/01/2024
CMBB2311	1,170	14.7%	10	175	18,350	680	(490)	19,000	2.0	02/05/2024
CMBB2312	1,410	-25.8%	1,100	266	18,350	787	(623)	19,500	2.0	01/08/2024
CMBB2313	420	-17.7%	160	126	18,350	246	(174)	21,000	2.0	14/03/2024
CMBB2314	740	0.0%	1,140	272	18,350	354	(386)	20,000	4.0	07/08/2024
CMBB2315	990	0.0%	1,050	425	18,350	495	(495)	20,000	4.0	07/01/2025
CMBB2316	850	-6.6%	380	175	18,350	183	(667)	18,000	10.0	02/05/2024
CMSN2302	1,500	-2.6%	6,530	195	62,800	978	(522)	66,000	6.0	22/05/2024
CMSN2304	100	-60.0%	22,780	20	62,800	4	(96)	75,680	10.0	29/11/2023
CMSN2305	410	-4.7%	3,100	111	62,800	132	(278)	76,790	10.0	28/02/2024
CMSN2306	310	-6.1%	13,020	105	62,800	83	(227)	80,000	10.0	22/02/2024
CMSN2307	690	6.2%	10	228	62,800	214	(476)	83,000	10.0	24/06/2024
CMSN2308	20	-93.1%	41,190	21	62,800	1	(19)	80,000	8.0	30/11/2023
CMSN2309	150	-57.1%	16,860	81	62,800	30	(120)	85,000	8.0	29/01/2024
CMSN2310	190	-52.5%	21,440	74	62,800	33	(157)	83,000	8.0	22/01/2024
CMSN2311	530	-15.9%	59,250	266	62,800	234	(296)	88,500	8.0	01/08/2024
CMSN2312	200	-62.3%	3,050	89	62,800	8	(192)	98,100	5.0	06/02/2024
CMSN2313	820	-2.4%	15,240	333	62,800	410	(410)	80,000	10.0	07/10/2024
CMSN2314	440	-4.4%	3,070	84	62,800	64	(376)	79,000	10.0	01/02/2024
CMSN2315	650	22.6%	1,370	175	62,800	157	(493)	82,000	10.0	02/05/2024
CMSN2316	1,380	13.1%	20	329	62,800	328	(1,052)	83,980	10.0	03/10/2024
CMSN2317	2,000	7.0%	2,010	420	62,800	485	(1,515)	86,870	8.0	02/01/2025
CMWG2304	490	-2.0%	10,970	49	40,300	357	(133)	33,680	19.8	28/12/2023
CMWG2305	1,870	6.3%	92,610	195	40,300	1,893	23	35,660	4.0	22/05/2024
CMWG2306	60	-71.4%	199,680	21	40,300	3	(57)	50,000	8.0	30/11/2023
CMWG2307	260	8.3%	30,900	81	40,300	77	(183)	50,000	8.0	29/01/2024
CMWG2308	200	-44.4%	70,170	74	40,300	70	(130)	52,000	5.0	22/01/2024
CMWG2309	430	7.5%	59,350	175	40,300	227	(203)	54,000	5.0	02/05/2024
CMWG2310	710	10.9%	13,430	266	40,300	387	(323)	54,500	5.0	01/08/2024
CMWG2311	360	-71.7%	163,330	89	40,300	43	(317)	58,900	3.0	06/02/2024
CMWG2312	810	12.5%	1,360	166	40,300	274	(536)	56,000	3.0	23/04/2024
CMWG2313	780	16.4%	117,990	272	40,300	478	(302)	50,000	6.0	07/08/2024
CMWG2314	630	8.6%	67,510	425	40,300	391	(239)	52,000	10.0	07/01/2025
CMWG2315	630	0.0%	0	175	40,300	100	(530)	48,890	20.0	02/05/2024
CMWG2316	1,150	-4.2%	3,360	286	40,300	586	(564)	48,000	6.0	21/08/2024
CNVL2302	190	-9.5%	19,630	12	16,300	187	(3)	16,330	4.0	21/11/2023
CNVL2303	950	2.2%	10,680	133	16,300	519	(431)	17,330	4.0	21/03/2024
CNVL2304	680	13.3%	28,140	43	16,300	447	(233)	15,560	4.0	22/12/2023
CNVL2305	1,380	-0.7%	9,760	228	16,300	748	(632)	17,000	4.0	24/06/2024
CPDR2302	1,670	29.5%	44,410	12	25,450	1,701	31	18,670	4.0	21/11/2023
CPDR2303	1,890	21.2%	114,510	133	25,450	1,725	(165)	19,890	4.0	21/03/2024
CPDR2304	1,930	22.9%	77,500	43	25,450	1,900	(30)	18,000	4.0	22/12/2023
CPDR2305	2,150	18.8%	68,580	228	25,450	1,899	(251)	20,220	4.0	24/06/2024
CPOW2302	30	-86.4%	43,300	12	11,550	0	(30)	14,330	2.0	21/11/2023
CPOW2303	80	-66.7%	6,590	42	11,550	1	(79)	15,330	2.0	21/12/2023
CPOW2304	190	-32.1%	14,750	133	11,550	23	(167)	16,330	2.0	21/03/2024
CPOW2305	210	-27.6%	12,280	105	11,550	36	(174)	15,000	2.0	22/02/2024
CPOW2306	440	15.8%	660	228	11,550	94	(346)	16,000	2.0	24/06/2024
CPOW2307	80	-66.7%	46,120	35	11,550	18	(62)	13,500	2.0	14/12/2023
CPOW2308	340	6.3%	76,120	158	11,550	169	(171)	12,000	5.0	15/04/2024
CPOW2309	450	15.4%	3,860	188	11,550	143	(307)	14,500	2.0	15/05/2024
CPOW2310	390	-25.0%	22,990	74	11,550	87	(303)	14,000	1.0	22/01/2024
CPOW2311	170	-64.6%	610	89	11,550	30	(140)	15,500	1.0	06/02/2024
CPOW2312	750	11.9%	25,400	84	11,550	238	(512)	12,220	2.0	01/02/2024
CPOW2313	1,180	9.3%	10	237	11,550	388	(792)	12,890	2.0	03/07/2024
CPOW2314	1,380	4.6%	10	329	11,550	474	(906)	13,110	2.0	03/10/2024
CPOW2315	1,570	4.7%	10	420	11,550	526	(1,044)	13,460	2.0	02/01/2025
CSHB2301	1,030	-1.9%	58,300	84	11,250	388	(642)	11,330	2.0	01/02/2024

CSHB2302	1,350	4.7%	20	175	11,250	440	(910)	12,000	2.0	02/05/2024
CSHB2303	1,550	6.9%	20	236	11,250	479	(1,071)	12,350	2.0	02/07/2024
CSHB2304	920	2.2%	36,620	237	11,250	243	(677)	11,670	5.0	03/07/2024
CSHB2305	940	0.0%	900	329	11,250	231	(709)	12,560	5.0	03/10/2024
CSHB2306	2,140	0.0%	20	420	11,250	655	(1,485)	12,780	2.0	02/01/2025
CSTB2305	580	-6.5%	22,790	49	29,650	425	(155)	29,110	5.0	28/12/2023
CSTB2306	2,490	1.6%	17,070	195	29,650	1,801	(689)	30,000	2.0	22/05/2024
CSTB2308	560	-3.5%	276,300	20	29,650	464	(96)	27,800	5.0	29/11/2023
CSTB2309	420	-4.6%	21,290	49	29,650	290	(130)	30,560	5.0	28/12/2023
CSTB2310	670	-5.6%	53,220	111	29,650	501	(169)	30,330	5.0	28/02/2024
CSTB2311	1,270	-3.8%	1,140	19	29,650	1,186	(84)	27,700	2.0	28/11/2023
CSTB2312	900	0.0%	3,250	224	29,650	528	(372)	33,330	5.0	20/06/2024
CSTB2313	1,000	12.4%	14,230	315	29,650	553	(447)	35,560	5.0	19/09/2024
CSTB2314	550	-5.2%	45,530	105	29,650	343	(207)	32,220	5.0	22/02/2024
CSTB2315	520	-3.7%	11,810	134	29,650	291	(229)	34,330	5.0	22/03/2024
CSTB2316	710	0.0%	0	228	29,650	373	(337)	36,330	5.0	24/06/2024
CSTB2317	580	-7.9%	16,920	35	29,650	467	(113)	30,000	3.0	14/12/2023
CSTB2318	880	-4.4%	55,910	188	29,650	684	(196)	32,000	4.0	15/05/2024
CSTB2319	820	9.3%	3,600	158	29,650	530	(290)	27,000	9.0	15/04/2024
CSTB2320	520	-3.7%	227,550	21	29,650	466	(54)	28,500	4.0	30/11/2023
CSTB2321	810	1.3%	41,750	81	29,650	678	(132)	29,000	4.0	29/01/2024
CSTB2322	1,260	0.0%	4,380	175	29,650	849	(411)	30,000	4.0	02/05/2024
CSTB2323	890	-8.3%	3,220	74	29,650	651	(239)	29,000	4.0	22/01/2024
CSTB2324	1,300	8.3%	10	175	29,650	744	(556)	31,000	4.0	02/05/2024
CSTB2325	1,690	0.0%	2,000	266	29,650	914	(776)	31,500	4.0	01/08/2024
CSTB2326	1,910	0.0%	0	166	29,650	1,087	(823)	33,000	2.0	23/04/2024
CSTB2327	860	0.0%	10,150	272	29,650	587	(273)	32,000	6.0	07/08/2024
CSTB2328	810	-1.2%	100,450	425	29,650	545	(265)	33,000	8.0	07/01/2025
CSTB2329	770	2.7%	3,010	84	29,650	385	(385)	31,890	4.0	01/02/2024
CSTB2330	1,060	10.4%	60	175	29,650	492	(568)	34,000	4.0	02/05/2024
CSTB2331	880	-4.4%	2,000	237	29,650	455	(425)	35,000	5.0	03/07/2024
CSTB2332	1,080	0.0%	2,800	329	29,650	557	(523)	35,890	5.0	03/10/2024
CSTB2333	4,280	0.0%	0	420	29,650	1,693	(2,587)	36,110	2.0	02/01/2025
CSTB2334	3,100	-4.6%	40,000	286	29,650	1,965	(1,135)	27,000	3.0	21/08/2024
CTCB2302	2,190	-5.2%	28,560	195	31,500	2,030	(160)	27,000	3.0	22/05/2024
CTCB2303	190	-50.0%	35,270	21	31,500	103	(87)	33,500	4.0	30/11/2023
CTCB2304	450	-2.2%	23,160	81	31,500	272	(178)	34,500	4.0	29/01/2024
CTCB2305	730	-2.7%	2,110	74	31,500	470	(260)	32,000	4.0	22/01/2024
CTCB2306	1,190	-9.2%	240	175	31,500	767	(423)	32,000	4.0	02/05/2024
CTCB2307	1,300	-3.0%	250	266	31,500	771	(529)	34,000	4.0	01/08/2024
CTCB2308	550	0.0%	0	126	31,500	326	(224)	37,000	3.0	14/03/2024
CTCB2309	1,380	0.0%	0	319	31,500	1,051	(329)	35,000	3.0	23/09/2024
CTCB2310	700	-1.4%	10,290	333	31,500	407	(293)	35,000	8.0	07/10/2024
CTPB2303	320	-5.9%	19,240	49	17,100	231	(89)	15,810	7.2	28/12/2023
CTPB2304	810	0.0%	0	175	17,100	250	(560)	18,890	4.0	02/05/2024
CTPB2305	950	4.4%	100	237	17,100	287	(663)	19,330	4.0	03/07/2024
CTPB2306	2,330	6.9%	480	329	17,100	673	(1,657)	19,890	2.0	03/10/2024
CVHM2302	1,380	7.0%	11,680	195	42,900	676	(704)	50,000	4.0	22/05/2024
CVHM2304	50	-75.0%	37,550	20	42,900	2	(48)	53,560	8.0	29/11/2023
CVHM2305	240	26.3%	7,300	111	42,900	58	(182)	57,780	8.0	28/02/2024
CVHM2306	390	30.0%	530	105	42,900	31	(359)	60,670	8.0	22/02/2024
CVHM2307	480	29.7%	530	228	42,900	121	(359)	62,670	8.0	24/06/2024
CVHM2308	40	-80.0%	49,330	21	42,900	0	(40)	61,000	8.0	30/11/2023
CVHM2309	90	-59.1%	61,790	81	42,900	12	(78)	62,000	8.0	29/01/2024
CVHM2310	100	-70.6%	59,450	74	42,900	28	(72)	59,000	5.0	22/01/2024
CVHM2311	590	20.4%	6,030	266	42,900	303	(287)	60,500	5.0	01/08/2024
CVHM2312	500	28.2%	29,000	175	42,900	254	(246)	56,000	5.0	02/05/2024
CVHM2313	690	17.0%	64,770	333	42,900	433	(257)	50,000	10.0	07/10/2024
CVHM2314	680	28.3%	5,790	84	42,900	167	(513)	48,890	8.0	01/02/2024
CVHM2315	790	25.4%	1,080	175	42,900	277	(513)	50,890	8.0	02/05/2024

CVHM2316	930	9.4%	20	237	42,900	363	(567)	51,230	8.0	03/07/2024
CVHM2317	1,180	12.4%	70	329	42,900	456	(724)	52,350	8.0	03/10/2024
CVHM2318	2,190	3.3%	10	420	42,900	854	(1,336)	53,460	5.0	02/01/2025
CVIB2302	1,450	0.0%	4,410	195	19,300	1,218	(232)	19,150	1.7	22/05/2024
CVIB2303	90	-57.1%	27,580	21	19,300	55	(35)	20,500	4.0	30/11/2023
CVIB2304	880	8.6%	4,180	272	19,300	519	(361)	20,000	4.0	07/08/2024
CVIB2305	650	1.6%	20,940	425	19,300	333	(317)	22,000	6.0	07/01/2025
CVIB2306	2,450	0.0%	60	286	19,300	1,853	(597)	17,000	2.0	21/08/2024
CVIC2302	90	-62.5%	12,450	12	45,400	0	(90)	55,670	8.0	21/11/2023
CVIC2303	350	16.7%	7,300	42	45,400	12	(338)	57,780	8.0	21/12/2023
CVIC2304	500	19.1%	4,220	133	45,400	94	(406)	59,890	8.0	21/03/2024
CVIC2305	400	11.1%	6,700	105	45,400	50	(350)	61,110	8.0	22/02/2024
CVIC2306	950	-5.0%	1,070	228	45,400	173	(777)	62,220	8.0	24/06/2024
CVIC2307	110	-47.6%	151,350	21	45,400	1	(109)	58,500	8.0	30/11/2023
CVIC2308	710	22.4%	81,480	272	45,400	461	(249)	50,000	10.0	07/08/2024
CVIC2309	740	25.4%	14,640	333	45,400	469	(271)	52,000	10.0	07/10/2024
CVIC2310	780	18.2%	55,620	84	45,400	222	(558)	50,000	8.0	01/02/2024
CVIC2311	900	25.0%	1,070	112	45,400	219	(681)	52,000	8.0	29/02/2024
CVIC2312	1,040	16.9%	3,020	237	45,400	344	(696)	52,350	10.0	03/07/2024
CVIC2313	1,270	15.5%	3,020	329	45,400	421	(849)	53,460	10.0	03/10/2024
CVIC2314	3,080	12.4%	100	420	45,400	972	(2,108)	54,570	5.0	02/01/2025
CVNM2303	590	7.3%	55,560	20	70,700	353	(237)	67,790	9.7	29/11/2023
CVNM2304	950	-1.0%	4,510	111	70,700	491	(459)	68,760	9.7	28/02/2024
CVNM2305	820	0.0%	2,610	105	70,700	354	(466)	71,020	9.7	22/02/2024
CVNM2306	1,170	-2.5%	6,520	228	70,700	447	(723)	73,170	9.7	24/06/2024
CVNM2307	170	-58.5%	45,650	21	70,700	34	(136)	75,000	8.0	30/11/2023
CVNM2308	1,230	-3.9%	3,500	175	70,700	706	(524)	69,000	8.0	02/05/2024
CVNM2309	220	-62.1%	490	89	70,700	72	(148)	82,000	5.0	06/02/2024
CVNM2310	1,090	0.9%	120	272	70,700	258	(832)	80,000	10.0	07/08/2024
CVNM2311	1,450	-2.7%	2,460	425	70,700	411	(1,039)	80,000	10.0	07/01/2025
CVNM2312	500	11.1%	40	84	70,700	52	(448)	80,000	10.0	01/02/2024
CVNM2313	730	4.3%	290	175	70,700	87	(643)	83,980	10.0	02/05/2024
CVNM2314	1,430	-0.7%	7,220	329	70,700	210	(1,220)	86,890	8.0	03/10/2024
CVNM2315	4,120	0.0%	20	420	70,700	509	(3,611)	88,890	4.0	02/01/2025
CVPB2304	330	3.1%	14,610	49	20,000	256	(74)	16,200	15.3	28/12/2023
CVPB2305	1,680	-2.3%	112,650	158	20,000	1,249	(431)	17,160	2.9	15/04/2024
CVPB2306	980	-6.7%	69,210	35	20,000	751	(229)	19,060	1.9	14/12/2023
CVPB2307	210	-4.6%	696,900	21	20,000	125	(85)	20,490	3.8	30/11/2023
CVPB2308	380	-5.0%	56,520	81	20,000	249	(131)	20,970	3.8	29/01/2024
CVPB2309	570	-5.0%	22,480	175	20,000	376	(194)	21,450	3.8	02/05/2024
CVPB2310	950	3.3%	2,300	74	20,000	565	(385)	20,490	1.9	22/01/2024
CVPB2311	1,800	-2.2%	13,060	175	20,000	1,185	(615)	19,540	1.9	02/05/2024
CVPB2312	2,060	-23.7%	5,050	266	20,000	1,326	(734)	20,020	1.9	01/08/2024
CVPB2313	380	-28.3%	4,530	89	20,000	212	(168)	23,260	1.9	06/02/2024
CVPB2314	750	-3.9%	2,950	272	20,000	390	(360)	22,880	3.8	07/08/2024
CVPB2315	680	-2.9%	2,700	425	20,000	353	(327)	23,350	5.7	07/01/2025
CVPB2316	800	6.7%	10	175	20,000	236	(564)	22,360	4.8	02/05/2024
CVPB2317	880	8.6%	10	237	20,000	345	(535)	22,880	3.8	03/07/2024
CVPB2318	1,110	7.8%	10	329	20,000	418	(692)	23,420	3.8	03/10/2024
CVPB2319	3,200	1.9%	1,020	420	20,000	958	(2,242)	23,950	1.9	02/01/2025
CVRE2303	1,380	1.5%	1,680	195	24,300	839	(541)	25,000	3.0	22/05/2024
CVRE2305	120	-45.5%	12,970	20	24,300	26	(94)	27,110	5.0	29/11/2023
CVRE2306	280	16.7%	6,420	111	24,300	117	(163)	29,330	5.0	28/02/2024
CVRE2307	200	5.3%	35,760	105	24,300	81	(119)	30,330	5.0	22/02/2024
CVRE2308	460	9.5%	8,320	228	24,300	195	(265)	31,330	5.0	24/06/2024
CVRE2309	40	-75.0%	34,560	21	24,300	4	(36)	29,000	6.0	30/11/2023
CVRE2310	100	0.0%	166,440	81	24,300	49	(51)	30,000	6.0	29/01/2024
CVRE2311	230	-23.3%	38,050	74	24,300	92	(138)	29,000	4.0	22/01/2024
CVRE2312	630	12.5%	29,660	175	24,300	370	(260)	27,500	4.0	02/05/2024
CVRE2313	740	15.6%	1,420	266	24,300	392	(348)	29,500	4.0	01/08/2024

CVRE2314	140	-60.0%	13,750	89	24,300	26	(114)	34,100	3.0	06/02/2024
CVRE2315	420	7.7%	29,470	333	24,300	229	(191)	30,000	8.0	07/10/2024
CVRE2316	670	19.6%	1,320	84	24,300	110	(560)	29,000	4.0	01/02/2024
CVRE2317	700	25.0%	20	175	24,300	225	(475)	30,000	4.0	02/05/2024
CVRE2318	850	16.4%	20	237	24,300	271	(579)	31,000	4.0	03/07/2024
CVRE2319	1,080	16.1%	20	329	24,300	358	(722)	31,780	4.0	03/10/2024
CVRE2320	3,340	13.2%	40	420	24,300	886	(2,454)	32,330	2.0	02/01/2025

(\*) All are buying stock rights, conducted in European style and payment method is in cash

(\*\*) PHS evaluates in Black-Scholes model

## LIST OF CODES ANALYZED

Ticker	Exchange	Market price	Reasonable price *	Report date	2022F EAT (bil. VND)	PE forward	PB forward
<a href="#">DCM</a>	HOSE	31,250	38,900	25/10/2023	1,823	11.3	1.9
<a href="#">KDH</a>	HOSE	31,900	40,900	23/10/2023	1,008	29.1	2.1
<a href="#">VCG</a>	HOSE	23,050	33,000	18/10/2023	492	30.9	1.7
<a href="#">VRE</a>	HOSE	24,300	39,400	16/10/2023	4,036	22.7	2.6
<a href="#">MWG</a>	HOSE	40,300	65,900	11/10/2023	491	273.4	4.1
<a href="#">NLG</a>	HOSE	36,750	40,900	28/09/2023	642	22.9	1.4
<a href="#">POW</a>	HOSE	11,550	14,800	22/09/2023	1,817	23.6	1.1
<a href="#">VPB</a>	HOSE	20,000	24,400	21/09/2023	14,007	11.8	1.0
<a href="#">ANV</a>	HOSE	29,650	44,600	20/09/2023	574	10.3	1.7
<a href="#">SAB</a>	HOSE	63,900	175,900	11/09/2023	4,552	25.9	4.5
<a href="#">BSR</a>	UPCOM	19,049	20,200	30/08/2023	7,288	8.7	1.1
<a href="#">VNM</a>	HOSE	70,700	73,100	25/08/2023	9,365	16.3	4.9
<a href="#">MSH</a>	HOSE	37,200	49,350	23/08/2023	270	13.7	2.0
<a href="#">DPR</a>	HOSE	31,400	88,000	18/08/2023	302	10.4	1.1
<a href="#">GAS</a>	HOSE	80,000	111,000	17/08/2023	13,268	16.2	3.2
<a href="#">DGW</a>	HOSE	50,500	50,800	14/08/2023	440	18.8	3.1
<a href="#">STK</a>	HOSE	26,500	39,050	09/08/2023	152	24.2	1.9
<a href="#">IDC</a>	HNX	48,900	48,527	03/08/2023	48,527	6.1	2.8
<a href="#">PNJ</a>	HOSE	76,500	89,000	03/08/2023	1,729	12.2	3.0
<a href="#">NT2</a>	HOSE	24,400	32,500	02/08/2023	671	13.9	2.1
<a href="#">STB</a>	HOSE	29,650	38,000	14/07/2023	7,259	9.9	1.6
<a href="#">TCM</a>	HOSE	42,350	52,300	06/07/2023	211	20.4	2.1
<a href="#">PLX</a>	HOSE	33,950	45,100	05/07/2023	3,513	18.3	2.5
<a href="#">ACB</a>	HOSE	22,550	25,400	30/06/2023	14,955	6.6	1.3
<a href="#">VCB</a>	HOSE	87,900	131,270	13/06/2023	36,911	16.8	3.6
<a href="#">BID</a>	HOSE	42,850	57,956	13/06/2023	23,019	12.7	2.3
<a href="#">CTG</a>	HOSE	29,500	39,700	13/06/2023	19,121	10.0	1.5
<a href="#">MBB</a>	HOSE	18,350	27,200	13/06/2023	21,242	5.8	1.2
<a href="#">HDB</a>	HOSE	18,750	23,170	13/06/2023	10,216	6.2	1.3
<a href="#">TCB</a>	HOSE	31,500	47,270	13/06/2023	21,351	7.8	1.2
<a href="#">TPB</a>	HOSE	17,100	24,000	13/06/2023	6,732	5.7	1.0
<a href="#">OCB</a>	HOSE	13,650	22,700	13/06/2023	4,354	7.2	1.1
<a href="#">VIB</a>	HOSE	19,300	29,300	13/06/2023	9,378	6.6	1.5
<a href="#">LPB</a>	HOSE	15,700	18,800	13/06/2023	4,925	6.6	1.1
<a href="#">MSB</a>	HOSE	13,200	21,900	13/06/2023	4,803	9.1	1.4
<a href="#">SHB</a>	HOSE	11,250	15,600	13/06/2023	8,035	6.0	0.9
<a href="#">DHG</a>	HOSE	105,400	111,600	13/06/2023	1,061	13.8	3.0
<a href="#">IMP</a>	HOSE	58,000	68,000	13/06/2023	286	15.9	2.2
<a href="#">GEG</a>	HOSE	13,150	18,800	13/06/2023	208	46.5	1.7
<a href="#">QTP</a>	UPCOM	14,199	23,900	13/06/2023	1,300	8.3	1.6
<a href="#">PVS</a>	HNX	36,800	30,700	13/06/2023	1,059	16.8	1.2
<a href="#">MPC</a>	UPCOM	17,310	19,200	13/06/2023	597	12.9	1.3
<a href="#">FMC</a>	HOSE	45,150	50,700	13/06/2023	314	10.5	1.4

<a href="#">VHM</a>	HOSE	42,900	83,100	13/06/2023	29,034	12.5	2.3
<a href="#">KBC</a>	HOSE	30,700	32,000	13/06/2023	2,073	11.9	1.3
<a href="#">FRT</a>	HOSE	104,500	85,000	13/06/2023	107	111.1	6.6
<a href="#">HPG</a>	HOSE	26,700	35,400	13/06/2023	7,698	16.6	1.2
<a href="#">SBT</a>	HOSE	14,450	16,700	13/06/2023	827	15.7	1.1
<a href="#">PVI</a>	HNX	45,000	47,002	19/12/2022	996	13.8	1.3
<a href="#">BMI</a>	HOSE	22,000	25,190	19/12/2022	427	9.0	1.0
<a href="#">BVH</a>	HOSE	41,000	70,900	19/12/2022	2,967	17.7	2.3
<a href="#">VHC</a>	HOSE	70,600	69,000	19/12/2022	1,510	8.4	1.5
<a href="#">SZC</a>	HOSE	38,000	42,700	19/12/2022	585	7.5	2.6
<a href="#">GVR</a>	HOSE	19,700	29,755	19/12/2022	5,521	27.8	2.1
<a href="#">LHG</a>	HOSE	30,300	42,250	19/12/2022	653	3.5	1.2
<a href="#">PVT</a>	HOSE	25,200	26,900	19/12/2022	831	14.1	1.2
<a href="#">TRA</a>	HOSE	79,800	117,400	19/12/2022	349	13.9	2.8

Source: PHS

\*Reasonable price hasn't been adjusted with operated rights after reporting date

## Analyst Certification

The report is made by Pham Quang Chuong, analyst – Phu Hung Securities Joint Stock Company. Each research analyst(s), strategist(s) or research associate(s) responsible for the preparation and content of all or any identified portion of this research report hereby certifies that, with respect to each issuer or security or any identified portion of the report with respect to each issuer or security that the research analyst, strategist or research associate covers in this research report, all of the views expressed by that research analyst, strategist or research associate in this research report accurately reflect their personal views about those issuer(s) or securities. Each research analyst(s), strategist(s) or research associate(s) also certify that no part of their compensation was, is, or will be, directly or indirectly, related to the specific recommendation(s) or view(s) expressed by that research analyst, strategist or research associate in this research report.

## Ratings Definition

Buy = higher than domestic market by over 10%

Hold = similar to domestic market at the rate of +10% ~ -10%

Sell = lower than domestic market by below 10%

No rating = the code is not rated in Phu Hung or not yet listed

The performance is determined by total recollection in 12 months (including dividend).

## Analyst Certification

This information has been compiled from sources we believe to be reliable, but we do not hold ourselves responsible for its completeness or accuracy. It is not an offer to sell or solicitation of an offer to buy any securities. Phu Hung Securities and its affiliates and their officers and employees may or may not have a position in or with respect to the securities mentioned herein. Phu Hung Securities (or one of its affiliates) may from time to time perform investment banking or other services or solicit investment banking or other business for any company mentioned in this report. All opinions and estimates included in this report constitute our judgment as of this date and are subject to change without notice.

### © Phu Hung Securities Corporation

F21, Phu My Hung Tower, 08 Hoang Van Thai, Tan Phu Ward, District 7, HCMC

Phone: (84-28) 5 413 5479

Fax: (84-28) 5 413 5472

Customer Service: (84-28) 5 411 8855

Call Center: (84-28) 5 413 5488

E-mail: [info@phs.vn](mailto:info@phs.vn) / [support@phs.vn](mailto:support@phs.vn)

Web: [www.phs.vn](http://www.phs.vn)

### Phu My Hung Trading office

Ground Floor, CR2-08, 107 Ton  
Dat Tien, Tan Phu Ward, District 7,  
Ho Chi Minh City  
Tel: (84-28) 5 413 5478  
Fax: (84-28) 5 413 5473

### District 3 Branch

4th & 5th Floor, 458 Nguyen  
Thi Minh Khai, Ward 2,  
District 3, Ho Chi Minh City  
Tel: (84-28) 3 820 8068  
Fax: (84-28) 3 820 8206

### Thanh Xuan Branch

5th Floor, UDIC Complex Building, N04  
Hoang Dao Thuy, Trung Hoa Ward, Cau  
Giay District, Ha Noi  
Tel: (84-24) 6 250 9999  
Fax: (84-24) 6 250 6666

### Tan Binh Branch

Park Legend Building, 251 Hoang  
Van Thu Street, Ward 2, Tan Binh  
District, Ho Chi Minh City  
Tel: (84-28) 3 813 2401  
Fax: (84-28) 3 813 2415

### Hanoi Branch

5th Floor, Vinafor Building,  
No.127 Lo Duc, Dong Mac  
Ward, Hai Ba Trung District,  
Ha Noi  
Tel: (84-24) 3 933 4566  
Fax: (84-24) 3 933 4820

### Hai Phong Branch

2nd Floor, Building No.18 Tran Hung  
Dao, Hoang Van Thu Ward, Hong Bang  
District, Hai Phong  
Tel: (84-225) 384 1810  
Fax: (84-225) 384 1801

### District 1 Branch

Room 1003A, 10th Floor, No. 81-  
83-83B-85 Ham Nghi Street,  
Nguyen Thai Binh Ward, District 1,  
Ho Chi Minh City  
Tel: ((84-28) 3 535 6060  
Fax: (84-28) 3 535 2912