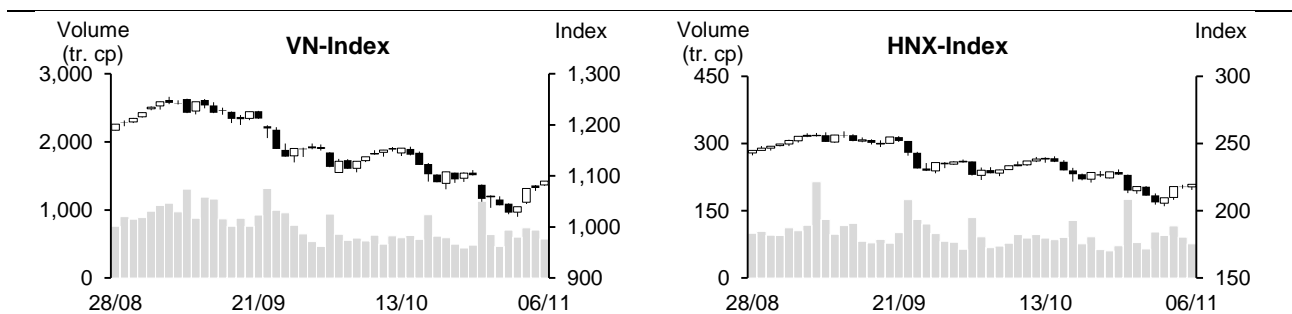


06/11/2023	HOSE		VN30		HNX	
	Value	Change %	Value	Change %	Value	Change %
Closing rate	1,089.66	1.20%	1,103.52	1.60%	219.59	0.85%
Total volume (mil. shares)	692.97	-8.42%	240.42	6.47%	78.12	-16.79%
Matched volume (mil. shares)	571.62	-18.80%	169.88	-16.74%	76.20	-16.64%
20-session average (mil. shares)	632.57	-9.64%	166.06	2.30%	92.17	-17.32%
Total value (bil dong)	14,084	-8.64%	6,759	6.89%	1,355	-17.31%
Matched value (bil dong)	11,045	-22.91%	4,651	-18.60%	1,305	-17.35%
20-session average (bil dong)	13,007	-15.08%	4,847	-4.06%	1,747	-25.31%
	Weight %		Weight %		Weight %	
Number of gainers	367	59%	24	80%	97	43%
Number of droppers	176	29%	4	13%	66	29%
Stand still codes	74	12%	2	7%	64	28%



REMARKABLE POINTS ON THE MARKET

The market gained further on Monday. The positive gain on Wall Street on Friday motivated VN-Index as it opened with impressive gaining gap after ATO. However, investors were still cautious, as the liquidity didn't get much better and main indexes struggled within a small range around the level from the beginning. The cash flow focused mainly on large-cap codes under the lead of banking, steel, and food and beverage. In the last few minutes, real estate and securities were also positive so the indexes gained by a few more points at the end. On the other side, the pressure came from some individual codes like MWG, HDB, VRE, or OCB. Remarkably, these were all bought strongly by ETFs and gained positive in the review at the end of last week.

TECHNICAL POINT OF VIEW

In technical term, VN-Index saw the 4th gain in a row. The volume dropped to below 10 and 20-session average, showing cautious cash flow. Not just that, the index still saw pressure from MA20 that dropped and +DI was below -DI, showing that correcting pressure is still there, and the main trend in short-term is still dropping and current gain might only be technical. However, the index stayed above MA5, and MACD cut up to Signal, showing new buying sign and RSI increased to 46, showing better recovering trend. Therefore, the technical recovery might continue, with resistant target around 1,095-1,100 points (MA20). For HNX, HNX-Index saw similar situation. It also gained but couldn't surpass the pressure from MA20, and +DI was below -DI, showing that the main trend is still dropping and this gain might only be technical recovery with close resistant around 224 points (MA20). In general, the market is still on technical recovery after the gain on November 6. Therefore, investors should only keep new orders at T+ surfing state to be flexible when facing unexpected risks from general market.

Recommending code: HSG (Take profit), KDC (Sell)

Observing code: ACB, TIG

(Details in page 2)

RECOMMENDING CODES AS PER TECHNICAL SIGNS

Codes of the day

No	Ticker	Recommend	Recommended date	Current Price	Operation Price	Current profit/loss	Target Price	Expected profit	Cut loss price	Expected Loss	Note
1	HSG	Take profit	07/11/23	20	17.7	13%	19.5	10.2%	17	-4.0%	Reach prospect
2	KDC	Sell	07/11/23	63.0	63.9	-1.4%	69.8	9.2%	62.3	-2.5%	Weakening sign

No	Ticker	Recommend	Recommended date	Current Price	Resistance	Cut loss	Technical sign
1	ACB	Observe to buy	07/11/23	22.2	22.7-22.9	21.2	Recover to cut up to MA200 after shaken-off sign, showing possibility of a short-term recovery -> might wait for correcting to 21.5-21.5 to join
2	TIG	Observe to buy	07/11/23	10.6	11.5-11.7	9.6	Long base-withdraw candle to shake off closest bottom + stay above MA200 -> might see short-term recovery, might consider buying at 10.3-10.5

List of recommended codes

No	Ticker	Recommend	Recommended date	Current Price	04/11/22	Current profit/loss	Target Price	Expected profit	Cut loss price	Expected Loss	Note
1	DHT	Buy	01/11/23	22.1	21	5.2%	25.4	21%	19.4	-7.6%	
2	BCM	Buy	03/11/23	59.4	58.8	1%	63.6	8.2%	56.5	-4%	

DAILY NEWS**Domestic news****Mobilizing nearly 19 trillion dong of Government bonds in October**

In October 2023, HNX held 26 biddings on Government and Government-guaranteed bonds with total value of 18.975 billion; in which, 14,475 billion dong issued by State treasury and 4.5 trillion issued by Bank of Social Policy.

State Treasury issued the most in 10 and 15-year terms with 41.45% and 34.54% total issuing volume in the month.

For interest rate, 5-year bond increased slightly at the beginning, and dropped at the end; 10 and 15-year both increased by 6 percent-points from September. At the end of the month, 5, 10, 15, and 30-year interest rate are 1.62%; 2.42%; 2.65%; and 3.05%.

Meanwhile, Bank of Social Policy only issued 5-year term, and winning interest rate was stable in the month at 2.5%.

Sea products export struggled to reach target, biggest challenge is from America market

According to Vietnam Association of Sea products export and processing (VASEP), sea product export value in October 2023 is over 863 million USD, down slightly by 5% YoY. In 10 months, it is about nearly 7.5 billion USD, down by 20% YoY.

As of the end of October 2023, shrimp export is over 2.8 billion USD – 38% total sea products export in 10 months. At this pace, shrimp export has dropped by 24% YoY. In October 2023 alone, shrimp export is about 320 million USD, down by 11% YoY.

Tra fish export in October 2023 is 189 million USD, up slightly by 5% YoY. In 10 months, it is 1.5 billion USD, down by 28% YoY. Tra fish export saw better sign after positive information on America market.

About America market in the last 2 months, Mr. Nguyen Hoai Nam, Vice Secretary of VASEP stated that there is better sign on consumption demand, the inventory in distributors and retailers dropped to average, and consumers' confident also improved. These factors along with festival season at the end of the year might be a chance for sea products export in general. Other than positive sign for sea products export to America recovering, there are also many challenges for the companies to overcome.

USD rate dropped strongly in banks

On November 6, SBV listed central rate at 24,064 dong/USD, 20 dong lower than the end of the week and about nearly 50 points lower than peak in October.

USD rate in commercial banks also dropped. Vietcombank listed USD rate around 24,230-24,570 dong/USD (buying-selling), 100 dong lower than yesterday. Eximbank and Sacombank both listed buying rate at 24,240 and selling at 24,550 dong/USD. These rates have dropped strongly from October when USD rate was far above 25,000 dong.

Source: Fireant, VnEconomy, Cafef

Listing Company News

Hoa Phat: steel selling created peak of 16 months

In 10 months, Hoa Phat Group (HOSE: HPG) manufactured 619,000 tons of raw steel, down by 3% MoM. The selling on HRC, construction steel, and steel billet is 635,000 tons, 7% higher than September and is the highest in nearly 1.5 years. In which, HRC saw 273,000 tons, up by 17% MoM.

For construction steel and high-quality steel, HPG supplied 339,000 tons to the market, down by 4% MoM. In which, export contributed 110,000 tons, up by 23%. This is the first time after many months that HPG sees steel billet export orders on international market.

In 10 months, HPG manufactured 5.43 million tons of raw steel, down by 18% YoY. The selling of HRC, construction steel, high-quality steel, and steel billet is 5,25 million tons, down by 15% YoY.

After 10 months, HRC supply is 2.25 million tons, down by 2% YoY. Steel pipe is nearly 543,000 tons, down by 13%. Coated steel sheet dropped by 3% to 266,000 tons.

According to Vietnam Steel Association report issued in October, Hoa Phat is at the lead for market share of construction steel and steel pipe with 33.27% and 27.34%.

VPBank shareholder will receive 10% cash dividend in the next few days

Record date for paying 10% cash dividend is November 10, 2023 and expected payment time is November 20, 2023.

This will be the first cash dividend payment in VPBank in 10 years. The plan was announced by VPBank leader board in general meeting in April. From 2023, VPBank expects to pay cash dividend in 5 years in a row.

Dong Hai Ben Tre will soon spend over 80 billion dong on dividend advance, Q3 profit dropped

Dong Hai Ben Tre JSC (HOSE: DHC) announced closing date for paying 2023 first term cash dividend. Ex-rights date is November 24, 2023.

On October, DHC approved 2023 first term cash dividend advance at the rate of 10%. With nearly 80.5 million outstanding shares, DHC expects to spend 80.5 billion dong on this dividend payment. Expected payment time is December 22.

For Q3/2023 results, DHC net revenue is over 794 billion and net profit is nearly 56 billion, down by 18% and 13% YoY. Together with first half of the year, in 9 months, net revenue is 2,443 billion, down by 18% and net profit is 234 billion, down by 21% YoY. With such results, DHC completed 19% EAT year-target after 9 months.

Source: Cafef, Fireant, Vietstock

MARKET STATISTICS**Statistics on matching trade****TOP 5 IMPACTING GAINERS**

HOSE			
Ticker	Closing (VND)	Change %	Impact %
VPB	20,800	5.05%	0.18%
HPG	25,750	2.59%	0.09%
VCB	89,500	0.67%	0.08%
SAB	66,200	3.60%	0.07%
MBB	17,950	3.16%	0.07%

HNX			
Ticker	Closing (VND)	Change %	Impact %
SHS	16,000	4.58%	0.19%
KSF	40,900	2.25%	0.09%
IDC	45,400	1.11%	0.06%
CEO	22,200	1.37%	0.05%
VIF	17,900	2.29%	0.05%

TOP 5 IMPACTING DROPPERS

HOSE			
Ticker	Closing (VND)	Change %	Impact %
MWG	38,050	-2.31%	-0.03%
VRE	24,000	-1.64%	-0.02%
OCB	13,650	-1.80%	-0.01%
HDB	18,250	-0.54%	-0.01%
KOS	37,400	-2.86%	-0.01%

HNX			
Ticker	Closing (VND)	Change %	Impact %
VNT	54,000	-10.00%	-0.03%
HUT	18,900	-0.53%	-0.03%
CDN	25,600	-3.40%	-0.03%
THD	36,100	-0.55%	-0.03%
DTK	10,700	-0.93%	-0.02%

TOP 5 IN MATCHING VOLUME

HOSE			
Ticker	Closing (VND)	Change %	Volume (share)
NVL	14,800	1.72%	27,913,839
STB	29,450	3.33%	26,747,349
VIX	13,850	1.47%	26,577,049
HPG	25,750	2.59%	20,389,981
SSI	29,000	0.35%	17,866,096

HNX			
Ticker	Closing (VND)	Change %	Volume (share)
SHS	16,000	4.58%	33,884,165
CEO	22,200	1.37%	10,068,538
HUT	18,900	-0.53%	3,926,366
MBS	18,700	1.63%	3,245,406
PVS	35,000	0.29%	3,041,956

TOP 5 IN MATCHING VALUE

HOSE			
Ticker	Closing (VND)	Change %	Value (bil. VND)
STB	29,450	3.33%	778.3
HPG	25,750	2.59%	522.3
SSI	29,000	0.35%	518.1
MWG	38,050	-2.31%	482.7
NVL	14,800	1.72%	405.3

HNX			
Ticker	Closing (VND)	Change %	Value (bil. VND)
SHS	16,000	4.58%	532.4
CEO	22,200	1.37%	222.5
PVS	35,000	0.29%	106.3
HUT	18,900	-0.53%	74.0
IDC	45,400	1.11%	67.0

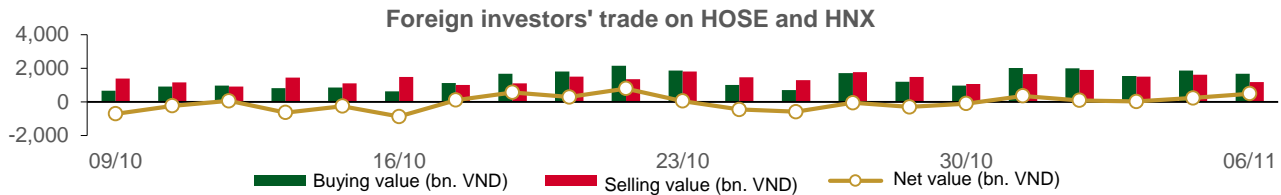
Statistics on agreement trades**TOP 5 IN AGREEMENT TRADES**

HOSE		
Ticker	Agreement vol. (share)	Agreement value (bil. VND)
HPG	26,690,300	623.47
EIB	34,940,000	619.01
MSN	9,500,000	607.05
SSB	14,350,000	351.58
VJC	1,275,800	127.42

HNX		
Ticker	Agreement vol. (share)	Agreement value (bil. VND)
GKM	878,200	32.30
HUT	770,000	16.03
C69	260,000	1.56
TKG	7,500	0.06

Statistics on foreign investors' trade

Exchange	Buying vol. (mil. share)	Buying value (bil. VND)	Selling vol. (mil. share)	Selling value (bil. VND)	Net selling/ buying value (mil. share)	Net selling/ buying value (bil. VND)
HOSE	54.63	1,472.55	43.88	1,120.05	10.75	352.50
HNX	11.75	199.08	3.91	62.72	7.84	136.36
Total	66.38	1,671.63	47.79	1,182.77	18.59	488.86



TOP 5 BOUGHT-IN

HOSE				HNX			
Ticker	Closing (VND)	Buying vol. (share)	Buying value (bil. VND)	Ticker	Closing (VND)	Buying vol. (share)	Buying value (bil. VND)
STB	29,450	5,636,200	164.67	SHS	16,000	10,650,800	166.75
HPG	25,750	5,370,167	137.49	PVS	35,000	616,400	21.53
VHM	41,000	2,796,225	114.37	IDC	45,400	112,500	5.10
MWG	38,050	2,086,500	79.90	MBS	18,700	107,300	2.00
FPT	88,500	790,075	73.46	PVI	45,000	16,900	0.76

TOP 5 SOLD-OUT

HOSE				HNX			
Ticker	Closing (VND)	Selling vol. (share)	Selling value (bil. VND)	Ticker	Closing (VND)	Selling vol. (share)	Selling value (bil. VND)
MWG	38,050	3,281,148	125.51	SHS	16,000	3,607,900	56.46
VHM	41,000	2,113,400	86.50	MBS	18,700	75,620	1.41
FPT	88,500	791,405	73.58	PVS	35,000	39,500	1.38
SSI	29,000	2,025,970	58.63	HUT	18,900	42,700	0.82
VRE	24,000	2,173,300	52.26	IDC	45,400	16,100	0.73

TOP 5 NET BUYING

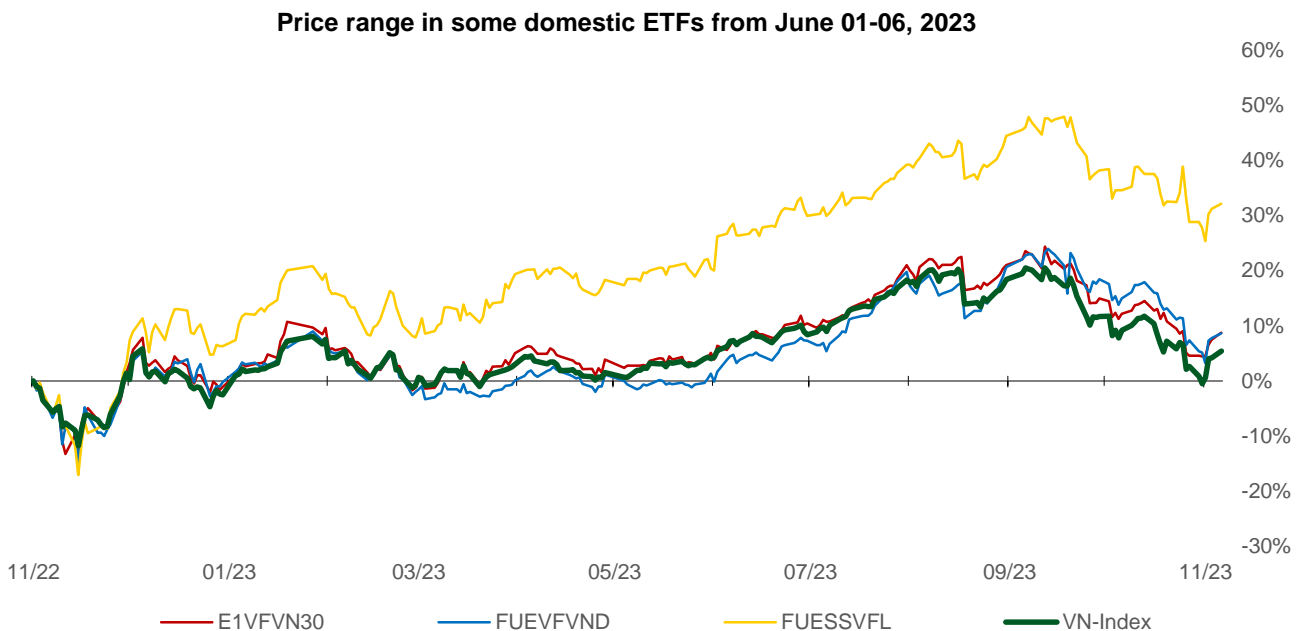
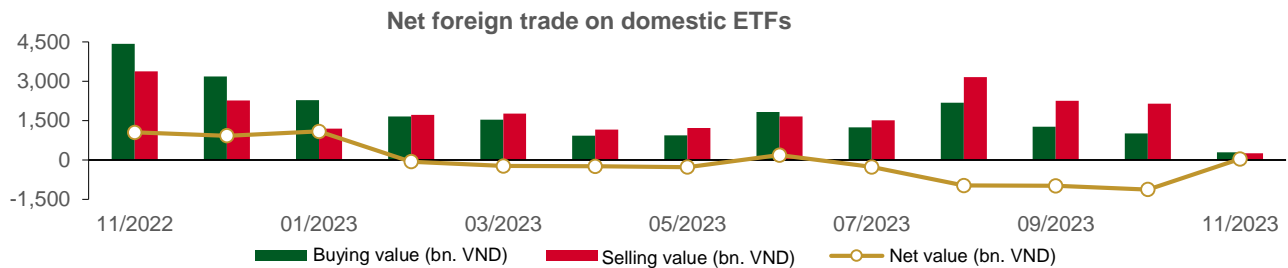
HOSE				HNX			
Ticker	Closing (VND)	Net vol. (share)	Net value (bil VND)	Ticker	Closing (VND)	Net vol. (share)	Net value (bil VND)
STB	29,450	5,449,300	159.23	SHS	16,000	7,042,900	110.28
HPG	25,750	4,674,717	119.66	PVS	35,000	576,900	20.15
HSG	20,000	2,017,816	39.88	IDC	45,400	96,400	4.37
GMD	66,000	525,248	34.57	PVI	45,000	16,900	0.76
FUESSVFL	17,840	1,609,800	28.35	MBS	18,700	31,680	0.59

TOP 5 NET SELLING

HOSE				HNX			
Ticker	Closing (VND)	Net vol. (share)	Net value (bil VND)	Ticker	Closing (VND)	Net vol. (share)	Net value (bil VND)
MWG	38,050	(1,194,648)	(45.61)	HUT	18,900	(40,860)	(0.79)
VIX	13,850	(2,451,000)	(33.49)	BVS	23,900	(5,800)	(0.14)
VRE	24,000	(1,244,000)	(29.96)	DHT	22,100	(6,000)	(0.13)
FRT	97,000	(226,987)	(21.76)	PMC	90,000	(1,400)	(0.13)
OCB	13,650	(1,380,200)	(18.90)	APS	6,700	(11,100)	(0.07)

Statistics on domestic ETF share trade

PRICE					FOREIGN TRADE			
Ticker	Closing	Change	Volume	Value	Ticker	Buying	Selling	Net value
	VND	(%)	(share)	(bil VND)		(bil VND)	(bil VND)	(bil VND)
E1VFN30	19,050	1.2%	1,839,416	34.71	E1VFN30	33.33	26.49	6.84
FUEMAV30	13,050	1.1%	13,700	0.18	FUEMAV30	0.18	0.13	0.04
FUESSV30	13,790	1.6%	111,200	1.50	FUESSV30	0.11	0.00	0.11
FUESSV50	16,600	0.0%	11,500	0.19	FUESSV50	0.00	0.00	0.00
FUESSVFL	17,840	0.7%	1,638,155	28.86	FUESSVFL	28.59	0.24	28.35
FUEVFN30	24,380	0.8%	1,282,950	31.18	FUEVFN30	29.57	20.92	8.65
FUEVN100	14,490	-0.1%	79,800	1.16	FUEVN100	0.46	0.63	(0.18)
FUEIP100	8,050	0.0%	300	0.00	FUEIP100	0.00	0.00	0.00
FUEKIV30	7,200	0.0%	1,200	0.01	FUEKIV30	0.00	0.00	0.00
FUEDCMID	9,800	-0.1%	16,108	0.16	FUEDCMID	0.07	0.00	0.06
FUEKIVFS	10,300	0.8%	200	0.00	FUEKIVFS	0.00	0.00	0.00
FUEMAVND	10,280	2.8%	100	0.00	FUEMAVND	0.00	0.00	0.00
FUEFCV50	13,600	0.0%	4,901	0.07	FUEFCV50	0.00	0.00	0.00
FUEBFVND	12,510	0.0%	0	0.00	FUEBFVND	0.00	0.00	0.00
Total			4,999,530	98.02	Total	92.31	48.42	43.89



Statistics on guaranteed warrant trade

Warrant code (*)	Closing rate (VND)	Change (%)	Matched volume	Day to maturity	Price (VND)	Theoretical buying rate (VND) (**)	Difference from closing rate (VND)	Operating price (VND)	Converting rate n:1	Matured date
CACB2302	290	0.0%	20,740	24	22,200	180	(110)	22,000	4.0	30/11/2023
CACB2303	460	0.0%	33,810	84	22,200	258	(202)	22,500	4.0	29/01/2024
CACB2304	1,350	2.3%	1,100	322	22,200	683	(667)	23,000	3.0	23/09/2024
CACB2305	740	1.4%	4,260	336	22,200	285	(455)	24,000	6.0	07/10/2024
CFPT2303	1,820	5.8%	10,930	1	88,500	1,816	(4)	73,080	8.5	07/11/2023
CFPT2304	1,800	1.1%	64,880	38	88,500	1,774	(26)	71,170	9.9	14/12/2023
CFPT2305	2,860	12.6%	50	161	88,500	2,254	(606)	67,210	9.9	15/04/2024
CFPT2306	1,430	0.7%	11,080	24	88,500	1,342	(88)	78,090	7.9	30/11/2023
CFPT2307	1,650	0.0%	67,760	84	88,500	1,339	(311)	79,070	7.9	29/01/2024
CFPT2308	1,570	-0.6%	170	77	88,500	1,218	(352)	80,060	7.9	22/01/2024
CFPT2309	2,080	3.5%	2,900	178	88,500	1,437	(643)	80,060	7.9	02/05/2024
CFPT2310	2,110	10.5%	970	269	88,500	1,247	(863)	84,510	7.9	01/08/2024
CFPT2311	830	0.0%	35,650	129	88,500	495	(335)	88,960	9.9	14/03/2024
CFPT2312	1,880	0.0%	30	92	88,500	600	(1,280)	91,530	4.9	06/02/2024
CFPT2313	1,350	-0.7%	1,570	275	88,500	345	(1,005)	100,000	10.0	07/08/2024
CFPT2314	1,870	-0.5%	4,430	428	88,500	541	(1,329)	100,000	10.0	07/01/2025
CHDB2302	550	-6.8%	130	15	18,250	499	(51)	16,540	3.5	21/11/2023
CHDB2303	590	-4.8%	1,870	45	18,250	333	(257)	17,500	3.5	21/12/2023
CHDB2304	860	3.6%	60	136	18,250	367	(493)	18,280	3.5	21/03/2024
CHDB2305	690	-2.8%	1,020	108	18,250	299	(391)	18,470	3.5	22/02/2024
CHDB2306	1,020	0.0%	40	231	18,250	359	(661)	19,340	3.5	24/06/2024
CHPG2306	1,900	2.2%	26,850	1	25,750	1,918	18	20,000	3.0	07/11/2023
CHPG2307	980	6.5%	20,400	52	25,750	898	(82)	22,670	4.0	28/12/2023
CHPG2309	1,370	3.8%	63,580	198	25,750	1,381	11	24,000	3.0	22/05/2024
CHPG2311	1,170	8.3%	78,410	23	25,750	1,148	(22)	21,230	4.0	29/11/2023
CHPG2312	790	9.7%	11,480	52	25,750	696	(94)	23,780	4.0	28/12/2023
CHPG2313	1,070	7.0%	22,700	114	25,750	947	(123)	23,330	4.0	28/02/2024
CHPG2314	2,590	7.5%	3,760	113	25,750	2,546	(44)	21,450	2.0	27/02/2024
CHPG2315	1,750	9.4%	180	227	25,750	671	(1,079)	27,780	4.0	20/06/2024
CHPG2316	1,050	5.0%	9,240	318	25,750	746	(304)	28,890	4.0	19/09/2024
CHPG2317	590	3.5%	40,810	108	25,750	474	(116)	26,890	4.0	22/02/2024
CHPG2318	470	2.2%	13,410	137	25,750	358	(112)	29,220	4.0	22/03/2024
CHPG2319	710	6.0%	13,890	231	25,750	495	(215)	30,110	4.0	24/06/2024
CHPG2320	520	-24.6%	51,400	38	25,750	445	(75)	27,000	2.0	14/12/2023
CHPG2321	1,580	4.6%	6,360	161	25,750	1,185	(395)	24,500	3.0	15/04/2024
CHPG2322	2,250	3.2%	6,160	252	25,750	1,084	(1,166)	30,000	2.0	15/07/2024
CHPG2323	230	-25.8%	224,010	24	25,750	250	20	26,000	4.0	30/11/2023
CHPG2324	390	11.4%	124,580	58	25,750	405	15	26,000	4.0	03/01/2024
CHPG2325	360	20.0%	329,050	84	25,750	347	(13)	27,500	4.0	29/01/2024
CHPG2326	630	5.0%	94,530	178	25,750	592	(38)	27,500	4.0	02/05/2024
CHPG2327	690	-6.8%	60,500	77	25,750	433	(257)	29,000	2.0	22/01/2024
CHPG2328	1,320	0.8%	2,040	178	25,750	1,012	(308)	28,500	2.0	02/05/2024
CHPG2329	1,900	1.6%	22,780	269	25,750	1,298	(602)	29,000	2.0	01/08/2024
CHPG2330	510	2.0%	2,650	129	25,750	313	(197)	31,000	3.0	14/03/2024
CHPG2331	840	3.7%	5,980	336	25,750	568	(272)	28,000	6.0	07/10/2024
CHPG2332	860	3.6%	23,310	367	25,750	574	(286)	28,500	6.0	07/11/2024
CHPG2333	860	1.2%	3,330	395	25,750	576	(284)	29,000	6.0	05/12/2024
CHPG2334	660	3.1%	15,710	428	25,750	437	(223)	29,500	8.0	07/01/2025
CHPG2335	720	4.4%	130	87	25,750	391	(329)	27,110	4.0	01/02/2024
CHPG2336	1,000	13.6%	10	178	25,750	538	(462)	28,110	4.0	02/05/2024
CHPG2337	1,100	1.9%	10	240	25,750	543	(557)	29,670	4.0	03/07/2024
CHPG2338	1,390	3.0%	100	332	25,750	683	(707)	30,000	4.0	03/10/2024
CHPG2339	3,940	0.0%	100	423	25,750	1,623	(2,317)	30,220	2.0	02/01/2025
CMBB2305	550	5.8%	12,060	52	17,950	425	(125)	14,420	8.5	28/12/2023

CMBB2306	1,700	8.3%	59,770	198	17,950	1,318	(382)	16,970	1.7	22/05/2024
CMBB2307	190	11.8%	60,200	24	17,950	139	(51)	18,000	4.0	30/11/2023
CMBB2308	310	0.0%	12,910	84	17,950	213	(97)	18,500	4.0	29/01/2024
CMBB2309	480	2.1%	6,710	178	17,950	295	(185)	19,000	4.0	02/05/2024
CMBB2310	620	8.8%	10,030	77	17,950	311	(309)	19,000	2.0	22/01/2024
CMBB2311	1,040	4.0%	5,750	178	17,950	591	(449)	19,000	2.0	02/05/2024
CMBB2312	1,300	4.0%	3,360	269	17,950	698	(602)	19,500	2.0	01/08/2024
CMBB2313	430	2.4%	210	129	17,950	202	(228)	21,000	2.0	14/03/2024
CMBB2314	720	2.9%	2,750	275	17,950	313	(407)	20,000	4.0	07/08/2024
CMBB2315	970	1.0%	3,280	428	17,950	449	(521)	20,000	4.0	07/01/2025
CMBB2316	850	-1.2%	320	178	17,950	161	(689)	18,000	10.0	02/05/2024
CMSN2302	1,590	2.6%	2,050	198	64,000	1,092	(498)	66,000	6.0	22/05/2024
CMSN2304	120	-57.1%	13,040	23	64,000	11	(109)	75,680	10.0	29/11/2023
CMSN2305	440	4.8%	320	114	64,000	164	(276)	76,790	10.0	28/02/2024
CMSN2306	340	0.0%	12,580	108	64,000	106	(234)	80,000	10.0	22/02/2024
CMSN2307	680	4.6%	460	231	64,000	247	(433)	83,000	10.0	24/06/2024
CMSN2308	30	-89.7%	72,960	24	64,000	3	(27)	80,000	8.0	30/11/2023
CMSN2309	140	-60.0%	930	84	64,000	43	(97)	85,000	8.0	29/01/2024
CMSN2310	170	-54.1%	35,690	77	64,000	47	(123)	83,000	8.0	22/01/2024
CMSN2311	640	0.0%	0	269	64,000	269	(371)	88,500	8.0	01/08/2024
CMSN2312	240	-53.9%	30	92	64,000	12	(228)	98,100	5.0	06/02/2024
CMSN2313	900	2.3%	23,470	336	64,000	455	(445)	80,000	10.0	07/10/2024
CMSN2314	500	0.0%	10	87	64,000	85	(415)	79,000	10.0	01/02/2024
CMSN2315	690	13.1%	20	178	64,000	186	(504)	82,000	10.0	02/05/2024
CMSN2316	1,400	3.7%	10	332	64,000	367	(1,033)	83,980	10.0	03/10/2024
CMSN2317	2,000	0.0%	10	423	64,000	535	(1,465)	86,870	8.0	02/01/2025
CMWG2302	10	-95.8%	200,040	1	38,050	0	(10)	49,530	5.9	07/11/2023
CMWG2304	500	0.0%	5,710	52	38,050	261	(239)	33,680	19.8	28/12/2023
CMWG2305	1,690	-5.1%	47,590	198	38,050	1,509	(181)	35,660	4.0	22/05/2024
CMWG2306	70	-65.0%	106,830	24	38,050	1	(69)	50,000	8.0	30/11/2023
CMWG2307	230	-8.0%	6,100	84	38,050	44	(186)	50,000	8.0	29/01/2024
CMWG2308	150	-57.1%	324,730	77	38,050	37	(113)	52,000	5.0	22/01/2024
CMWG2309	340	-15.0%	88,750	178	38,050	153	(187)	54,000	5.0	02/05/2024
CMWG2310	530	-13.1%	10,000	269	38,050	283	(247)	54,500	5.0	01/08/2024
CMWG2311	400	-32.2%	16,630	92	38,050	22	(378)	58,900	3.0	06/02/2024
CMWG2312	600	-25.0%	20,610	169	38,050	179	(421)	56,000	3.0	23/04/2024
CMWG2313	640	-7.3%	81,400	275	38,050	360	(280)	50,000	6.0	07/08/2024
CMWG2314	550	-5.2%	101,710	428	38,050	310	(240)	52,000	10.0	07/01/2025
CMWG2315	600	-6.3%	2,000	178	38,050	70	(530)	48,890	20.0	02/05/2024
CNVL2302	190	-13.6%	17,920	15	14,800	65	(125)	16,330	4.0	21/11/2023
CNVL2303	850	-5.6%	1,390	136	14,800	349	(501)	17,330	4.0	21/03/2024
CNVL2304	450	-8.2%	4,610	46	14,800	253	(197)	15,560	4.0	22/12/2023
CNVL2305	1,290	7.5%	1,450	231	14,800	551	(739)	17,000	4.0	24/06/2024
CPDR2302	1,010	0.0%	28,920	15	22,800	1,053	43	18,670	4.0	21/11/2023
CPDR2303	1,340	-0.7%	64,420	136	22,800	1,223	(117)	19,890	4.0	21/03/2024
CPDR2304	1,300	0.0%	48,930	46	22,800	1,288	(12)	18,000	4.0	22/12/2023
CPDR2305	1,640	2.5%	64,380	231	22,800	1,414	(226)	20,220	4.0	24/06/2024
CPOW2302	40	-81.0%	9,650	15	11,250	0	(40)	14,330	2.0	21/11/2023
CPOW2303	100	-58.3%	660	45	11,250	1	(99)	15,330	2.0	21/12/2023
CPOW2304	160	-40.7%	13,760	136	11,250	17	(143)	16,330	2.0	21/03/2024
CPOW2305	170	-5.6%	26,720	108	11,250	27	(143)	15,000	2.0	22/02/2024
CPOW2306	390	11.4%	810	231	11,250	77	(313)	16,000	2.0	24/06/2024
CPOW2307	60	-72.7%	77,130	38	11,250	12	(48)	13,500	2.0	14/12/2023
CPOW2308	300	0.0%	27,930	161	11,250	143	(157)	12,000	5.0	15/04/2024
CPOW2309	370	-2.6%	16,390	191	11,250	117	(253)	14,500	2.0	15/05/2024
CPOW2310	500	0.0%	0	77	11,250	63	(437)	14,000	1.0	22/01/2024
CPOW2311	170	-61.4%	1,040	92	11,250	22	(148)	15,500	1.0	06/02/2024
CPOW2312	630	-36.4%	420	87	11,250	188	(442)	12,220	2.0	01/02/2024
CPOW2313	1,050	-18.0%	10	240	11,250	333	(717)	12,890	2.0	03/07/2024
CPOW2314	1,300	-17.7%	10	332	11,250	415	(885)	13,110	2.0	03/10/2024

CPOW2315	1,480	-16.9%	10	423	11,250	467	(1,013)	13,460	2.0	02/01/2025
CSHB2301	940	1.1%	850	87	11,000	332	(608)	11,330	2.0	01/02/2024
CSHB2302	1,290	26.5%	10	178	11,000	388	(902)	12,000	2.0	02/05/2024
CSHB2303	1,450	28.3%	10	239	11,000	428	(1,022)	12,350	2.0	02/07/2024
CSHB2304	910	4.6%	230	240	11,000	219	(691)	11,670	5.0	03/07/2024
CSHB2305	920	3.4%	10	332	11,000	209	(711)	12,560	5.0	03/10/2024
CSHB2306	2,020	1.0%	50	423	11,000	600	(1,420)	12,780	2.0	02/01/2025
CSTB2303	3,750	9.7%	61,580	1	29,450	3,727	(23)	22,000	2.0	07/11/2023
CSTB2305	540	10.2%	2,090	52	29,450	413	(127)	29,110	5.0	28/12/2023
CSTB2306	2,470	13.8%	19,740	198	29,450	1,760	(710)	30,000	2.0	22/05/2024
CSTB2308	500	22.0%	35,470	23	29,450	448	(52)	27,800	5.0	29/11/2023
CSTB2309	400	17.7%	15,740	52	29,450	283	(117)	30,560	5.0	28/12/2023
CSTB2310	660	13.8%	114,910	114	29,450	488	(172)	30,330	5.0	28/02/2024
CSTB2311	1,030	14.4%	4,400	22	29,450	1,144	114	27,700	2.0	28/11/2023
CSTB2312	800	5.3%	3,550	227	29,450	516	(284)	33,330	5.0	20/06/2024
CSTB2313	950	9.2%	150	318	29,450	541	(409)	35,560	5.0	19/09/2024
CSTB2314	530	12.8%	96,300	108	29,450	335	(195)	32,220	5.0	22/02/2024
CSTB2315	500	11.1%	30,440	137	29,450	284	(216)	34,330	5.0	22/03/2024
CSTB2316	630	1.6%	900	231	29,450	365	(265)	36,330	5.0	24/06/2024
CSTB2317	560	21.7%	20,710	38	29,450	456	(104)	30,000	3.0	14/12/2023
CSTB2318	850	9.0%	6,160	191	29,450	668	(182)	32,000	4.0	15/05/2024
CSTB2319	750	7.1%	13,870	161	29,450	517	(233)	27,000	9.0	15/04/2024
CSTB2320	460	18.0%	81,460	24	29,450	452	(8)	28,500	4.0	30/11/2023
CSTB2321	740	8.8%	8,540	84	29,450	659	(81)	29,000	4.0	29/01/2024
CSTB2322	1,260	7.7%	12,650	178	29,450	829	(431)	30,000	4.0	02/05/2024
CSTB2323	930	4.5%	480	77	29,450	633	(297)	29,000	4.0	22/01/2024
CSTB2324	1,200	9.1%	100	178	29,450	727	(473)	31,000	4.0	02/05/2024
CSTB2325	1,640	5.8%	13,930	269	29,450	894	(746)	31,500	4.0	01/08/2024
CSTB2326	1,730	0.0%	0	169	29,450	1,060	(670)	33,000	2.0	23/04/2024
CSTB2327	830	9.2%	136,050	275	29,450	574	(256)	32,000	6.0	07/08/2024
CSTB2328	790	6.8%	309,110	428	29,450	535	(255)	33,000	8.0	07/01/2025
CSTB2329	740	8.8%	10	87	29,450	375	(365)	31,890	4.0	01/02/2024
CSTB2330	1,010	14.8%	10	178	29,450	481	(529)	34,000	4.0	02/05/2024
CSTB2331	880	14.3%	10	240	29,450	444	(436)	35,000	5.0	03/07/2024
CSTB2332	1,000	3.1%	400	332	29,450	545	(455)	35,890	5.0	03/10/2024
CSTB2333	4,240	0.5%	100	423	29,450	1,659	(2,581)	36,110	2.0	02/01/2025
CTCB2302	2,010	2.6%	26,690	198	31,000	1,908	(102)	27,000	3.0	22/05/2024
CTCB2303	150	-55.9%	13,390	24	31,000	87	(63)	33,500	4.0	30/11/2023
CTCB2304	380	8.6%	24,540	84	31,000	240	(140)	34,500	4.0	29/01/2024
CTCB2305	660	10.0%	20	77	31,000	419	(241)	32,000	4.0	22/01/2024
CTCB2306	1,180	6.3%	1,080	178	31,000	708	(472)	32,000	4.0	02/05/2024
CTCB2307	1,190	10.2%	18,000	269	31,000	718	(472)	34,000	4.0	01/08/2024
CTCB2308	550	0.0%	0	129	31,000	292	(258)	37,000	3.0	14/03/2024
CTCB2309	1,380	9.5%	50	322	31,000	981	(399)	35,000	3.0	23/09/2024
CTCB2310	680	4.6%	8,580	336	31,000	380	(300)	35,000	8.0	07/10/2024
CTPB2303	280	3.7%	15,730	52	16,600	183	(97)	15,810	7.2	28/12/2023
CTPB2304	800	-18.4%	10	178	16,600	206	(594)	18,890	4.0	02/05/2024
CTPB2305	900	-17.4%	10	240	16,600	242	(658)	19,330	4.0	03/07/2024
CTPB2306	2,190	-11.3%	10	332	16,600	580	(1,610)	19,890	2.0	03/10/2024
CVHM2302	1,180	5.4%	7,130	198	41,000	522	(658)	50,000	4.0	22/05/2024
CVHM2304	70	-68.2%	26,160	23	41,000	1	(69)	53,560	8.0	29/11/2023
CVHM2305	260	4.0%	6,860	114	41,000	38	(222)	57,780	8.0	28/02/2024
CVHM2306	250	0.0%	800	108	41,000	20	(230)	60,670	8.0	22/02/2024
CVHM2307	460	-9.8%	30	231	41,000	90	(370)	62,670	8.0	24/06/2024
CVHM2308	30	-85.0%	31,590	24	41,000	0	(30)	61,000	8.0	30/11/2023
CVHM2309	100	-56.5%	17,220	84	41,000	7	(93)	62,000	8.0	29/01/2024
CVHM2310	90	-73.5%	144,540	77	41,000	16	(74)	59,000	5.0	22/01/2024
CVHM2311	520	4.0%	20	269	41,000	233	(287)	60,500	5.0	01/08/2024
CVHM2312	400	5.3%	65,120	178	41,000	186	(214)	56,000	5.0	02/05/2024
CVHM2313	610	0.0%	21,090	336	41,000	356	(254)	50,000	10.0	07/10/2024

CVHM2314	620	5.1%	2,080	87	41,000	113	(507)	48,890	8.0	01/02/2024
CVHM2315	700	2.9%	10	178	41,000	210	(490)	50,890	8.0	02/05/2024
CVHM2316	890	6.0%	10	240	41,000	286	(604)	51,230	8.0	03/07/2024
CVHM2317	1,070	4.9%	10	332	41,000	371	(699)	52,350	8.0	03/10/2024
CVHM2318	2,080	5.1%	10	423	41,000	711	(1,369)	53,460	5.0	02/01/2025
CVIB2302	1,140	5.6%	1,010	198	18,900	1,093	(47)	19,150	1.7	22/05/2024
CVIB2303	90	-55.0%	36,720	24	18,900	41	(49)	20,500	4.0	30/11/2023
CVIB2304	840	1.2%	560	275	18,900	470	(370)	20,000	4.0	07/08/2024
CVIB2305	620	0.0%	1,870	428	18,900	304	(316)	22,000	6.0	07/01/2025
CVIC2302	80	-68.0%	5,630	15	42,100	0	(80)	55,670	8.0	21/11/2023
CVIC2303	250	-16.7%	840	45	42,100	3	(247)	57,780	8.0	21/12/2023
CVIC2304	470	-2.1%	3,510	136	42,100	47	(423)	59,890	8.0	21/03/2024
CVIC2305	360	-7.7%	100	108	42,100	22	(338)	61,110	8.0	22/02/2024
CVIC2306	700	4.5%	1,430	231	42,100	104	(596)	62,220	8.0	24/06/2024
CVIC2307	60	-72.7%	28,940	24	42,100	0	(60)	58,500	8.0	30/11/2023
CVIC2308	550	-1.8%	65,590	275	42,100	322	(228)	50,000	10.0	07/08/2024
CVIC2309	600	0.0%	12,790	336	42,100	334	(266)	52,000	10.0	07/10/2024
CVIC2310	600	-4.8%	4,570	87	42,100	112	(488)	50,000	8.0	01/02/2024
CVIC2311	730	4.3%	270	115	42,100	118	(612)	52,000	8.0	29/02/2024
CVIC2312	880	1.2%	10	240	42,100	228	(652)	52,350	10.0	03/07/2024
CVIC2313	1,100	1.9%	10	332	42,100	297	(803)	53,460	10.0	03/10/2024
CVIC2314	2,700	0.0%	10	423	42,100	711	(1,989)	54,570	5.0	02/01/2025
CVNM2303	520	2.0%	29,160	23	71,000	387	(133)	67,790	9.7	29/11/2023
CVNM2304	930	1.1%	5,160	114	71,000	517	(413)	68,760	9.7	28/02/2024
CVNM2305	790	1.3%	10	108	71,000	376	(414)	71,020	9.7	22/02/2024
CVNM2306	1,170	4.5%	1,080	231	71,000	467	(703)	73,170	9.7	24/06/2024
CVNM2307	170	-57.5%	10,580	24	71,000	49	(121)	75,000	8.0	30/11/2023
CVNM2308	1,280	2.4%	4,330	178	71,000	735	(545)	69,000	8.0	02/05/2024
CVNM2309	610	0.0%	0	92	71,000	84	(526)	82,000	5.0	06/02/2024
CVNM2310	1,080	0.9%	48,120	275	71,000	271	(809)	80,000	10.0	07/08/2024
CVNM2311	1,510	2.0%	2,330	428	71,000	426	(1,084)	80,000	10.0	07/01/2025
CVNM2312	470	-9.6%	30	87	71,000	60	(410)	80,000	10.0	01/02/2024
CVNM2313	700	-2.8%	10	178	71,000	94	(606)	83,980	10.0	02/05/2024
CVNM2314	1,420	0.7%	210	332	71,000	222	(1,198)	86,890	8.0	03/10/2024
CVNM2315	4,120	1.5%	10	423	71,000	533	(3,587)	88,890	4.0	02/01/2025
CVPB2304	310	6.9%	19,000	52	20,800	246	(64)	17,000	16.0	28/12/2023
CVPB2305	1,530	2.0%	56,620	161	20,800	1,224	(306)	18,000	3.0	15/04/2024
CVPB2306	870	26.1%	49,620	38	20,800	702	(168)	20,000	2.0	14/12/2023
CVPB2307	170	6.3%	705,260	24	20,800	118	(52)	21,500	4.0	30/11/2023
CVPB2308	330	10.0%	47,780	84	20,800	235	(95)	22,000	4.0	29/01/2024
CVPB2309	530	10.4%	47,940	178	20,800	359	(171)	22,500	4.0	02/05/2024
CVPB2310	870	4.8%	210	77	20,800	533	(337)	21,500	2.0	22/01/2024
CVPB2311	1,710	9.6%	1,010	178	20,800	1,136	(574)	20,500	2.0	02/05/2024
CVPB2312	1,990	4.7%	860	269	20,800	1,277	(713)	21,000	2.0	01/08/2024
CVPB2313	350	-30.0%	20	92	20,800	201	(149)	24,400	2.0	06/02/2024
CVPB2314	750	5.6%	6,210	275	20,800	374	(376)	24,000	4.0	07/08/2024
CVPB2315	670	4.7%	4,960	428	20,800	340	(330)	24,500	6.0	07/01/2025
CVPB2316	750	5.6%	10	178	20,800	227	(523)	23,460	5.0	02/05/2024
CVPB2317	820	-22.6%	110	240	20,800	331	(489)	24,000	4.0	03/07/2024
CVPB2318	1,040	-17.5%	10	332	20,800	402	(638)	24,570	4.0	03/10/2024
CVPB2319	3,160	5.3%	40	423	20,800	924	(2,236)	25,120	2.0	02/01/2025
CVRE2303	1,310	-3.0%	6,510	198	24,000	794	(516)	25,000	3.0	22/05/2024
CVRE2305	140	-6.7%	6,240	23	24,000	25	(115)	27,110	5.0	29/11/2023
CVRE2306	230	-8.0%	1,950	114	24,000	109	(121)	29,330	5.0	28/02/2024
CVRE2307	200	-4.8%	1,930	108	24,000	75	(125)	30,330	5.0	22/02/2024
CVRE2308	440	-2.2%	1,170	231	24,000	183	(257)	31,330	5.0	24/06/2024
CVRE2309	50	-70.6%	42,950	24	24,000	5	(45)	29,000	6.0	30/11/2023
CVRE2310	100	0.0%	182,060	84	24,000	45	(55)	30,000	6.0	29/01/2024
CVRE2311	210	-38.2%	23,050	77	24,000	84	(126)	29,000	4.0	22/01/2024
CVRE2312	600	-1.6%	11,270	178	24,000	348	(252)	27,500	4.0	02/05/2024

CVRE2313	690	-1.4%	2,650	269	24,000	370	(320)	29,500	4.0	01/08/2024
CVRE2314	160	-55.6%	290	92	24,000	24	(136)	34,100	3.0	06/02/2024
CVRE2315	420	0.0%	64,290	336	24,000	218	(202)	30,000	8.0	07/10/2024
CVRE2316	670	4.7%	60	87	24,000	102	(568)	29,000	4.0	01/02/2024
CVRE2317	670	6.4%	10	178	24,000	210	(460)	30,000	4.0	02/05/2024
CVRE2318	820	5.1%	80	240	24,000	255	(565)	31,000	4.0	03/07/2024
CVRE2319	1,040	4.0%	10	332	24,000	339	(701)	31,780	4.0	03/10/2024
CVRE2320	3,240	-1.8%	10	423	24,000	844	(2,396)	32,330	2.0	02/01/2025

(*) All are buying stock rights, conducted in European style and payment method is in cash

(**) PHS evaluates in Black-Scholes model

LIST OF CODES ANALYZED

Ticker	Exchange	Market price	Reasonable price *	Report date	2022F EAT (bil. VND)	PE forward	PB forward
DCM	HOSE	29,250	38,900	25/10/2023	1,823	11.3	1.9
KDH	HOSE	29,750	40,900	23/10/2023	1,008	29.1	2.1
VCG	HOSE	21,950	33,000	18/10/2023	492	30.9	1.7
VRE	HOSE	24,000	39,400	16/10/2023	4,036	22.7	2.6
MWG	HOSE	38,050	65,900	11/10/2023	491	273.4	4.1
NLG	HOSE	33,300	40,900	28/09/2023	642	22.9	1.4
POW	HOSE	11,250	14,800	22/09/2023	1,817	23.6	1.1
VPB	HOSE	20,800	24,400	21/09/2023	14,007	11.8	1.0
ANV	HOSE	28,000	44,600	20/09/2023	574	10.3	1.7
SAB	HOSE	66,200	175,900	11/09/2023	4,552	25.9	4.5
BSR	UPCOM	18,512	20,200	30/08/2023	7,288	8.7	1.1
VNM	HOSE	71,000	73,100	25/08/2023	9,365	16.3	4.9
MSH	HOSE	35,900	49,350	23/08/2023	270	13.7	2.0
DPR	HOSE	30,900	88,000	18/08/2023	302	10.4	1.1
GAS	HOSE	79,000	111,000	17/08/2023	13,268	16.2	3.2
DGW	HOSE	47,000	50,800	14/08/2023	440	18.8	3.1
STK	HOSE	26,800	39,050	09/08/2023	152	24.2	1.9
IDC	HNX	45,400	48,527	03/08/2023	48,527	6.1	2.8
PNJ	HOSE	76,600	89,000	03/08/2023	1,729	12.2	3.0
NT2	HOSE	23,800	32,500	02/08/2023	671	13.9	2.1
STB	HOSE	29,450	38,000	14/07/2023	7,259	9.9	1.6
TCM	HOSE	41,700	52,300	06/07/2023	211	20.4	2.1
PLX	HOSE	33,250	45,100	05/07/2023	3,513	18.3	2.5
ACB	HOSE	22,200	25,400	30/06/2023	14,955	6.6	1.3
VCB	HOSE	89,500	131,270	13/06/2023	36,911	16.8	3.6
BID	HOSE	41,800	57,956	13/06/2023	23,019	12.7	2.3
CTG	HOSE	28,550	39,700	13/06/2023	19,121	10.0	1.5
MBB	HOSE	17,950	27,200	13/06/2023	21,242	5.8	1.2
HDB	HOSE	18,250	23,170	13/06/2023	10,216	6.2	1.3
TCB	HOSE	31,000	47,270	13/06/2023	21,351	7.8	1.2
TPB	HOSE	16,600	24,000	13/06/2023	6,732	5.7	1.0
OCB	HOSE	13,650	22,700	13/06/2023	4,354	7.2	1.1
VIB	HOSE	18,900	29,300	13/06/2023	9,378	6.6	1.5
LPB	HOSE	15,400	18,800	13/06/2023	4,925	6.6	1.1
MSB	HOSE	13,300	21,900	13/06/2023	4,803	9.1	1.4
SHB	HOSE	11,000	15,600	13/06/2023	8,035	6.0	0.9
DHG	HOSE	104,800	111,600	13/06/2023	1,061	13.8	3.0
IMP	HOSE	58,500	68,000	13/06/2023	286	15.9	2.2
GEG	HOSE	12,700	18,800	13/06/2023	208	46.5	1.7
QTP	UPCOM	13,819	23,900	13/06/2023	1,300	8.3	1.6
PVS	HNX	35,000	30,700	13/06/2023	1,059	16.8	1.2
MPC	UPCOM	16,943	19,200	13/06/2023	597	12.9	1.3

FMC	HOSE	43,800	50,700	13/06/2023	314	10.5	1.4
VHM	HOSE	41,000	83,100	13/06/2023	29,034	12.5	2.3
KBC	HOSE	28,600	32,000	13/06/2023	2,073	11.9	1.3
FRT	HOSE	97,000	85,000	13/06/2023	107	111.1	6.6
HPG	HOSE	25,750	35,400	13/06/2023	7,698	16.6	1.2
SBT	HOSE	14,300	16,700	13/06/2023	827	15.7	1.1
PVI	HNX	45,000	47,002	19/12/2022	996	13.8	1.3
BMI	HOSE	21,850	25,190	19/12/2022	427	9.0	1.0
BVH	HOSE	40,700	70,900	19/12/2022	2,967	17.7	2.3
VHC	HOSE	69,500	69,000	19/12/2022	1,510	8.4	1.5
SZC	HOSE	34,500	42,700	19/12/2022	585	7.5	2.6
GVR	HOSE	18,500	29,755	19/12/2022	5,521	27.8	2.1
LHG	HOSE	28,800	42,250	19/12/2022	653	3.5	1.2
PVT	HOSE	23,950	26,900	19/12/2022	831	14.1	1.2
TRA	HOSE	81,800	117,400	19/12/2022	349	13.9	2.8

Source: PHS

*Reasonable price hasn't been adjusted with operated rights after reporting date

Analyst Certification

The report is made by Pham Quang Chuong, analyst – Phu Hung Securities Joint Stock Company. Each research analyst(s), strategist(s) or research associate(s) responsible for the preparation and content of all or any identified portion of this research report hereby certifies that, with respect to each issuer or security or any identified portion of the report with respect to each issuer or security that the research analyst, strategist or research associate covers in this research report, all of the views expressed by that research analyst, strategist or research associate in this research report accurately reflect their personal views about those issuer(s) or securities. Each research analyst(s), strategist(s) or research associate(s) also certify that no part of their compensation was, is, or will be, directly or indirectly, related to the specific recommendation(s) or view(s) expressed by that research analyst, strategist or research associate in this research report.

Ratings Definition

Buy = higher than domestic market by over 10%

Hold = similar to domestic market at the rate of +10% ~ -10%

Sell = lower than domestic market by below 10%

No rating = the code is not rated in Phu Hung or not yet listed

The performance is determined by total recollection in 12 months (including dividend).

Analyst Certification

This information has been compiled from sources we believe to be reliable, but we do not hold ourselves responsible for its completeness or accuracy. It is not an offer to sell or solicitation of an offer to buy any securities. Phu Hung Securities and its affiliates and their officers and employees may or may not have a position in or with respect to the securities mentioned herein. Phu Hung Securities (or one of its affiliates) may from time to time perform investment banking or other services or solicit investment banking or other business for any company mentioned in this report. All opinions and estimates included in this report constitute our judgment as of this date and are subject to change without notice.

© Phu Hung Securities Corporation

F21, Phu My Hung Tower, 08 Hoang Van Thai, Tan Phu Ward, District 7, HCMC

Phone: (84-28) 5 413 5479

Fax: (84-28) 5 413 5472

Customer Service: 1900 25 23 58

Call Center: (84-28) 5 413 5488

E-mail: info@phs.vn / support@phs.vn Web: www.phs.vn

Phu My Hung Trading office

Ground Floor, CR2-08, 107 Ton
Dat Tien, Tan Phu Ward, District 7,
Ho Chi Minh City
Tel: (84-28) 5 413 5478
Fax: (84-28) 5 413 5473

District 3 Branch

4th & 5th Floor, 458 Nguyen
Thi Minh Khai, Ward 2,
District 3, Ho Chi Minh City
Tel: (84-28) 3 820 8068
Fax: (84-28) 3 820 8206

Thanh Xuan Branch

5th Floor, UDIC Complex Building, N04
Hoang Dao Thuy, Trung Hoa Ward, Cau
Giay District, Ha Noi
Tel: (84-24) 6 250 9999
Fax: (84-24) 6 250 6666

Tan Binh Branch

Park Legend Building, 251 Hoang
Van Thu Street, Ward 2, Tan Binh
District, Ho Chi Minh City
Tel: (84-28) 3 813 2401
Fax: (84-28) 3 813 2415

Hanoi Branch

5th Floor, Vinafor Building,
No.127 Lo Duc, Dong Mac
Ward, Hai Ba Trung District,
Ha Noi
Tel: (84-24) 3 933 4566
Fax: (84-24) 3 933 4820

Hai Phong Branch

2nd Floor, Building No.18 Tran Hung
Dao, Hoang Van Thu Ward, Hong Bang
District, Hai Phong
Tel: (84-225) 384 1810
Fax: (84-225) 384 1801

District 1 Branch

Room 1003A, 10th Floor, No. 81-
83-83B-85 Ham Nghi Street,
Nguyen Thai Binh Ward, District 1,
Ho Chi Minh City
Tel: ((84-28) 3 535 6060
Fax: (84-28) 3 535 2912