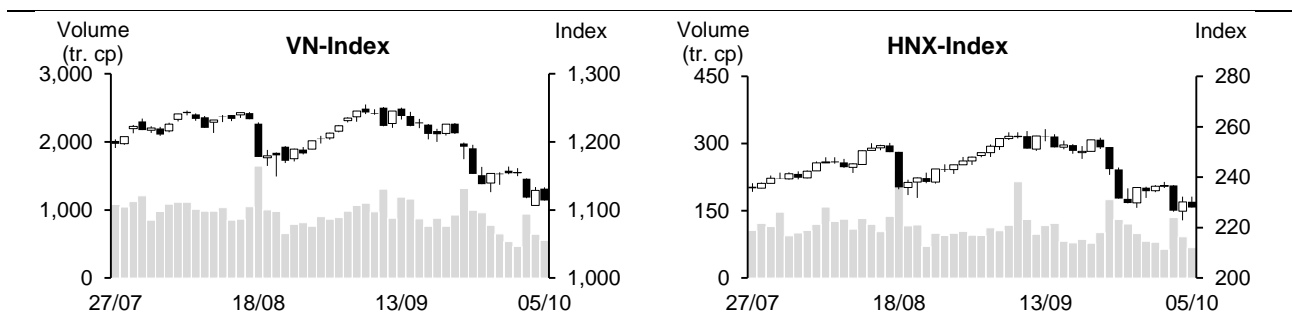


05/10/2023	HOSE		VN30		HNX	
	Value	Change %	Value	Change %	Value	Change %
Closing rate	1,113.89	-1.31%	1,124.48	-1.23%	228.01	-0.95%
<b>Total volume (mil. shares)</b>	<b>609.19</b>	<b>-10.76%</b>	<b>153.92</b>	<b>-16.84%</b>	<b>72.45</b>	<b>-28.12%</b>
<b>Matched volume (mil. shares)</b>	<b>556.70</b>	<b>-13.86%</b>	<b>131.41</b>	<b>-17.44%</b>	<b>67.89</b>	<b>-26.24%</b>
20-session average (mil. shares)	877.87	-36.59%	229.11	-42.64%	107.68	-36.95%
<b>Total value (bil dong)</b>	<b>13,041</b>	<b>-12.79%</b>	<b>4,694</b>	<b>-13.12%</b>	<b>1,428</b>	<b>-22.94%</b>
<b>Matched value (bil dong)</b>	<b>11,648</b>	<b>-16.81%</b>	<b>3,826</b>	<b>-17.53%</b>	<b>1,367</b>	<b>-21.35%</b>
20-session average (bil dong)	19,666	-40.77%	7,177	-46.69%	2,133	-35.95%
	Weight %		Weight %		Weight %	
<b>Number of gainers</b>	103	19%	2	7%	65	28%
<b>Number of droppers</b>	386	71%	27	90%	108	47%
<b>Stand still codes</b>	56	10%	1	3%	56	24%



### REMARKABLE POINTS ON THE MARKET

The market dropped negative denying previous session recovering effort. The liquidity was low, and foreign investors turned to a strong net selling so there was a lack of support. Main indexes gained slightly at the beginning but quickly dropped after one hour as buyers exhausted. Main indexes struggled within a small range before the selling pressure increasing stronger in second half of the afternoon, focusing on pillar groups like banking, real estate, securities, retail, and oil. On the other side, a positive point today was from industrial park real estate.

### TECHNICAL POINT OF VIEW

In technical term, VN-Index dropped strongly again. The volume was below 10 and 20-session average, showing that the cash flow was cautious. Not just that, the index still closed below MA5, and MA5, 10, and 20 differentiated negatively, showing that short-term dropping pressure is still there. Moreover, MACD was below Signal, maintaining selling sign, and RSI dropped to below 30, showing that correcting pressure is still there, and the index might drop further to sentimental support of 1,100 points in the next few sessions. For HNX, HNX-Index saw similar situation. It dropped again and stayed below MA5, and MA5 still differentiated negatively from MA20, showing that dropping trend was still there and the index might see pressure to drop to support level of 222 points (MA200). In general, the market is on short-term dropping trend after the drop on October 5. Therefore, investors should keep a safe surfing weight to limit unexpected risks from general market.

**Recommending code:** VJC (Sell)

**Observing code:** NTL, PC1

(Details in page 2)

## RECOMMENDING CODES AS PER TECHNICAL SIGNS

## Codes of the day

No	Ticker	Recommend	Recommended date	Current Price	Operation Price	Current profit/loss	Target Price	Expected profit	Cut loss price	Expected Loss	Note
1	VJC	Sell	06/10/23	95.5	99.3	-3.8%	116.3	17.1%	96	-3.3%	Broke support level

No	Ticker	Recommend	Recommended date	Current Price	Resistance	Cut loss	Technical sign
1	NTL	Observe to buy	06/10/23	27	29.5-30.5	25.3	Stronger than the market, saw Piercing Line model at support level of 25.5-26.5 + strong drop with lower range and low vol. -> might see correcting bottom, might consider buying at 26.2-26.8
2	PC1	Observe to buy	06/10/23	30	34.5-36.5	27.8	Stronger than the market, saw Bullish Engulfing model at support level of 28-29 + strong drop with lower range and low vol. -> might see correcting bottom, might consider buying at 29.3-29.6

## List of recommended codes

No	Ticker	Recommend	Recommended date	Current Price	04/11/22	Current profit/loss	Target Price	Expected profit	Cut loss price	Expected Loss	Note
1	BWE	Buy	08/08/23	46.25	46.3	-0.1%	55.8	20.5%	44.3	-4.3%	
2	DHG	Buy	28/08/23	116.7	115.7	0.9%	140	21%	113	-2%	
3	BCM	Buy	29/09/23	68.9	67.2	2.5%	72.7	8.2%	64	-5%	
4	DVM	Buy	03/10/23	14.1	14.3	-1.4%	15.6	9.1%	13.8	-3%	
5	ANV	Buy	05/10/23	37.5	39	-3.8%	45	15.4%	37.1	-5%	

**DAILY NEWS****Domestic news****Over 100 trillion dong of company bond issued in Q3, nearly 3 times higher than last quarter**

In most updated report, company bond issuance recovered with stronger issuance in banking. In Q3 alone, there were 88 successful issuances with total value of about 100,163 billion, nearly 3 times higher than Q2, up by 50% YoY.

In which, there were 80 private issuances with total value of 88,715 billion, accounting nearly 89% total issuing value, remaining 8 was public issuance at 11,447 billion.

For structure, total private company bond value in banking in Q3 is about 47,224 billion, accounting 53%. Seeing highest issuances in Q3 are Asai Bank (15 trillion), Oriental Bank (9.2 trillion), Techcombank (6 trillion), Lien Viet Post Bank (4.2 trillion). Big issuances' common term is 2-3 years, interest rate is 6.4% - 7.5%.

In 9 months 2023, total issuance is about 167,983 billion, down by 33% YoY, in which, total private issuing value is about 147,180 billion, down by 39% while public issuance is 20,803 billion, up by 141% YoY.

**Economic credit growth as of September 29 is 6.92%**

SBV stated that as of September 29, 2023, the economic credit is 12,750 trillion, up by 6,92%.

**Government bond value increased by over 27% in September 2023**

HNX held 18 Government bond bids issued by State Treasury in September. Total winning is 19,370 billion, down by 11.1% MoM, successful bidding rate is 75.2%.

Ending September, State treasury mobilization reached 63.6% Q3 target and nearly 62.5% year-target.

For mobilizing interest rate, 5-year term dropped slightly throughout the sessions in September with a drop of 7 basic-points comparing to the last session of August. 10, 15, and 30-year terms are still stable in recent 2 months, with winning interest rate in the last few sessions of September of 5, 10, 15, and 30-year terms at 1.63%; 2.36%; 2.59% and 3.05%.

As of September 30, 2023, Government bond listing value on HNX is nearly 1,900 trillion, 12.6% higher than the end of 2022. Average trading value in 9 months 2023 is 5,949 billion dong a session, down by nearly 35.2% YoY.

Source: Vietstock, Cafef

## Listing Company News

### **PV Power expects loss of over 47 billion dong in Q3/2023**

PV Power (POW) has released 9-month results with total generation of about 11,195 million kWh, 1% higher than year-target. Revenue is about 22,213 billion, up by 8% YoY. EBT is 882 billion, down by 42%, State budget submission is 609 billion.

In the first half of 2023, PV Power revenue is 15,853 billion, EBT is 929.2 billion. So, in Q3, revenue is about 6,360 billion, up by 5.3%. However, the company expects 47 billion dong of loss before tax. This is also the first time since its listing that the company sees loss before tax.

### **DSX will soon issue 121 million shares, raising capital to over 5.7 trillion**

Dat Xanh Real estate (HOSE: DXS) announced that October 16 is record date for issuing 121 million shares. Operating rate is 1,000:267. Total par value is 1,210 billion. After completing, DXS chartered capital will increase to over 5,741 billion.

At the moment, Dat Xanh Group (HOSE: DXG) is parent company owning 55.85% capital in DXS, expecting to receive nearly 67.6 million new shares from this issuance. Besides, another major shareholder Victory Holding Investment Limited owning 8.10% will receive nearly 9.8 million new shares.

Ending 6 months 2023, DXS net revenue is 991 billion, down by over 54% YoY and combined net loss is 58 billion while same period profit was 298 billion.

### **LHG: business is gloomy, Long Hau dissolved a subsidiary company that provides Industrial Park services**

Accordingly, Long Hau Industrial park Services (Long Hau IP) – subsidiary company of Long Hau (LHG) was officially dissolved from October 2, 2023. The reason is the company has no demand of continuing on business.

In 6 months, Long Hau business is not positive. In detail, net revenue is only 183 billion and net profit is over 75 billion, down by 48% and 16% YoY. Accordingly, after half a year, the company only completed 24% total revenue and 59% profit year-targets.

Source: Vietstock, Cafef

**MARKET STATISTICS****Statistics on matching trade****TOP 5 IMPACTING GAINERS**

HOSE			
Ticker	Closing (VND)	Change %	Impact %
VGC	50,200	5.91%	0.03%
GVR	19,800	1.54%	0.03%
HAG	8,100	4.92%	0.01%
LPB	13,600	0.74%	0.01%
PVD	25,850	1.57%	0.00%

HNX			
Ticker	Closing (VND)	Change %	Impact %
KSV	40,700	10.00%	0.24%
IDC	46,000	1.77%	0.09%
CDN	27,300	7.91%	0.06%
VCS	63,000	1.12%	0.04%
DXP	14,800	9.63%	0.02%

**TOP 5 IMPACTING DROPPERS**

HOSE			
Ticker	Closing (VND)	Change %	Impact %
VCB	84,500	-2.09%	-0.22%
BID	41,600	-2.12%	-0.10%
CTG	28,100	-2.77%	-0.09%
GAS	84,200	-1.86%	-0.08%
VNM	72,700	-2.28%	-0.08%

HNX			
Ticker	Closing (VND)	Change %	Impact %
CEO	18,300	-6.63%	-0.22%
PVS	36,400	-2.15%	-0.12%
HUT	22,500	-1.75%	-0.12%
MBS	20,900	-3.69%	-0.11%
SHS	16,600	-1.78%	-0.08%

**TOP 5 IN MATCHING VOLUME**

HOSE			
Ticker	Closing (VND)	Change %	Volume (share)
VIX	14,200	-6.27%	23,181,982
SSI	31,650	-0.31%	22,269,067
DXG	16,600	-6.74%	19,761,987
DIG	21,800	-6.84%	18,903,195
VND	19,550	-3.93%	18,542,007

HNX			
Ticker	Closing (VND)	Change %	Volume (share)
SHS	16,600	-1.78%	18,812,622
CEO	18,300	-6.63%	7,369,644
PVS	36,400	-2.15%	5,629,452
MBS	20,900	-3.69%	4,405,729
TNG	20,700	-2.82%	3,907,797

**TOP 5 IN MATCHING VALUE**

HOSE			
Ticker	Closing (VND)	Change %	Value (bil. VND)
SSI	31,650	-0.31%	710.9
DIG	21,800	-6.84%	425.7
VND	19,550	-3.93%	373.0
VIX	14,200	-6.27%	343.1
DXG	16,600	-6.74%	336.3

HNX			
Ticker	Closing (VND)	Change %	Value (bil. VND)
SHS	16,600	-1.78%	316.8
PVS	36,400	-2.15%	207.2
IDC	46,000	1.77%	169.7
CEO	18,300	-6.63%	140.1
MBS	20,900	-3.69%	94.1

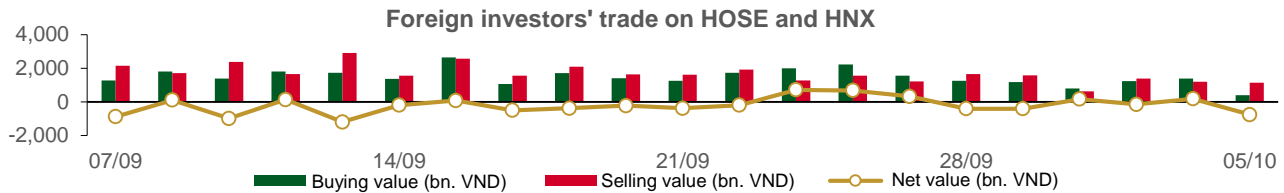
**Statistics on agreement trades****TOP 5 IN AGREEMENT TRADES**

HOSE		
Ticker	Agreement vol. (share)	Agreement value (bil. VND)
VIC	6,620,000	311.28
VHM	6,000,000	270.00
EIB	10,016,750	169.78
TCB	4,241,500	138.65
VPB	3,266,000	68.50

HNX		
Ticker	Agreement vol. (share)	Agreement value (bil. VND)
SAF	599,000	28.99
NRC	3,168,175	14.89
GKM	283,400	9.88
NVB	350,000	4.62
DNP	150,000	3.30

## Statistics on foreign investors' trade

Exchange	Buying vol. (mil. share)	Buying value (bil. VND)	Selling vol. (mil. share)	Selling value (bil. VND)	Net selling/ buying value (mil. share)	Net selling/ buying value (bil. VND)
HOSE	15.28	383.68	40.32	1,115.24	(25.03)	(731.56)
HNX	0.46	12.32	1.13	30.11	(0.67)	(17.79)
<b>Total</b>	<b>15.75</b>	<b>396.00</b>	<b>41.45</b>	<b>1,145.35</b>	<b>(25.70)</b>	<b>(749.35)</b>



### TOP 5 BOUGHT-IN

HOSE				HNX			
Ticker	Closing (VND)	Buying vol. (share)	Buying value (bil. VND)	Ticker	Closing (VND)	Buying vol. (share)	Buying value (bil. VND)
REE	62,000	569,566	38.22	IDC	46,000	134,020	6.22
VCB	84,500	343,921	29.29	CEO	18,300	101,760	1.86
FUEVFNVD	25,550	1,043,000	26.85	PVI	44,900	24,100	1.08
VRE	26,800	974,300	26.35	PVG	9,600	93,000	0.91
MWG	47,000	519,170	25.14	PVS	36,400	19,032	0.70

### TOP 5 SOLD-OUT

HOSE				HNX			
Ticker	Closing (VND)	Selling vol. (share)	Selling value (bil. VND)	Ticker	Closing (VND)	Selling vol. (share)	Selling value (bil. VND)
MWG	47,000	1,341,353	65.15	PVS	36,400	405,200	14.95
VNM	72,700	810,048	59.53	TNG	20,700	421,400	9.03
FUEVFNVD	25,550	1,724,100	44.45	MBS	20,900	88,400	1.91
VCB	84,500	498,887	42.51	CEO	18,300	49,900	0.96
CTG	28,100	1,464,700	42.01	IDC	46,000	19,200	0.89

### TOP 5 NET BUYING

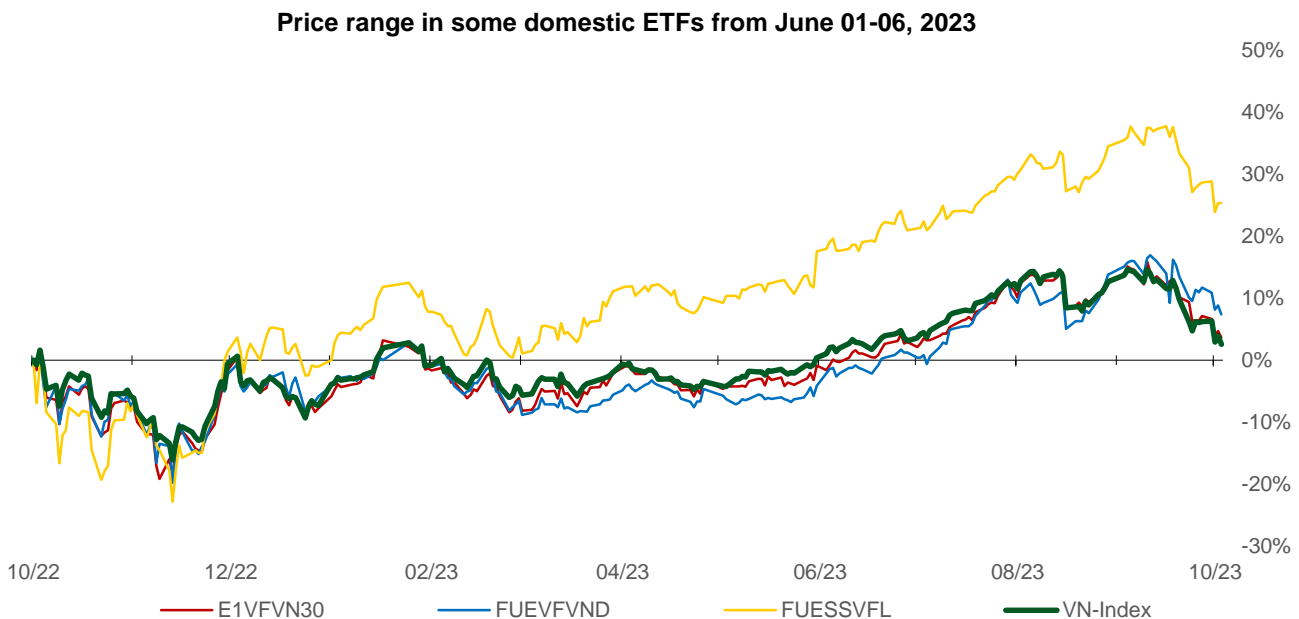
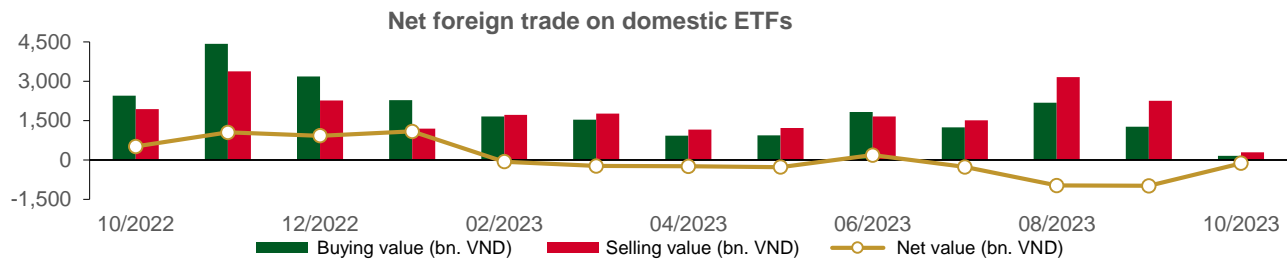
HOSE				HNX			
Ticker	Closing (VND)	Net vol. (share)	Net value (bil VND)	Ticker	Closing (VND)	Net vol. (share)	Net value (bil VND)
VRE	26,800	327,300	8.86	IDC	46,000	114,820	5.33
PTB	61,800	131,400	7.93	PVG	9,600	93,000	0.91
DCM	34,800	205,200	7.20	CEO	18,300	51,860	0.91
IJC	14,000	496,730	6.95	PVI	44,900	17,200	0.77
HT1	13,800	213,500	2.93	BVS	26,600	15,000	0.41

### TOP 5 NET SELLING

HOSE				HNX			
Ticker	Closing (VND)	Net vol. (share)	Net value (bil VND)	Ticker	Closing (VND)	Net vol. (share)	Net value (bil VND)
VNM	72,700	(608,978)	(44.82)	PVS	36,400	(386,168)	(14.25)
CTG	28,100	(1,406,100)	(40.33)	TNG	20,700	(420,400)	(9.01)
MWG	47,000	(822,183)	(40.01)	MBS	20,900	(78,400)	(1.69)
VIC	45,600	(760,580)	(34.73)	SHS	16,600	(41,298)	(0.70)
SSI	31,650	(813,266)	(26.00)	NVB	11,800	(46,700)	(0.56)

## Statistics on domestic ETF share trade

PRICE					FOREIGN TRADE			
Ticker	Closing	Change	Volume	Value	Ticker	Buying	Selling	Net value
	VND	(%)	(share)	(bil VND)		(bil VND)	(bil VND)	(bil VND)
E1VFN30	19,490	-1.0%	1,318,353	25.74	E1VFN30	11.25	23.39	(12.14)
FUEMAV30	13,310	-1.1%	1,300	0.02	FUEMAV30	0.00	0.01	(0.01)
FUESSV30	13,970	-0.6%	32,300	0.45	FUESSV30	0.27	0.09	0.18
FUESSV50	18,680	0.4%	3,800	0.07	FUESSV50	0.00	0.00	0.00
FUESSVFL	18,170	0.0%	143,100	2.61	FUESSVFL	0.22	2.54	(2.32)
FUEVFN30	25,550	-1.4%	1,784,607	46.00	FUEVFN30	26.85	44.45	(17.60)
FUEVN100	15,040	0.3%	109,000	1.63	FUEVN100	0.70	1.12	(0.41)
FUEIP100	8,300	0.0%	1,300	0.01	FUEIP100	0.00	0.00	0.00
FUEKIV30	7,440	-0.7%	1,900	0.01	FUEKIV30	0.00	0.01	(0.01)
FUEDCMID	10,000	-6.4%	212,400	2.12	FUEDCMID	1.99	2.10	(0.10)
FUEKIVFS	10,270	-0.6%	100	0.00	FUEKIVFS	0.00	0.00	0.00
FUEMAVND	10,870	-0.3%	1,200	0.01	FUEMAVND	0.00	0.01	(0.01)
FUEFCV50	14,600	-0.7%	5,223	0.08	FUEFCV50	0.00	0.00	0.00
FUEBFVND	12,510	0.0%	0	0.00	FUEBFVND	0.00	0.00	0.00
<b>Total</b>			<b>3,614,583</b>	<b>78.75</b>	<b>Total</b>	<b>41.28</b>	<b>73.72</b>	<b>(32.43)</b>



## Statistics on guaranteed warrant trade

Warrant code (*)	Closing rate (VND)	Change (%)	Matched volume	Day to maturity	Price (VND)	Theoretical buying rate (VND) (**)	Difference from closing rate (VND)	Operating price (VND)	Converting rate n:1	Matured date
CACB2302	360	0.0%	47,290	56	21,600	229	(131)	22,000	4.0	30/11/2023
CACB2303	490	2.1%	17,460	116	21,600	303	(187)	22,500	4.0	29/01/2024
CFPT2214	3,300	-1.5%	40	25	91,600	3,192	(108)	64,590	8.5	30/10/2023
CFPT2303	2,330	-2.9%	20,540	33	91,600	2,200	(130)	73,080	8.5	07/11/2023
CFPT2304	2,230	-3.5%	17,700	70	91,600	2,101	(129)	71,170	9.9	14/12/2023
CFPT2305	2,910	-2.0%	1,160	193	91,600	2,568	(342)	67,210	9.9	15/04/2024
CFPT2306	2,000	-4.8%	17,700	56	91,600	1,762	(238)	78,090	7.9	30/11/2023
CFPT2307	2,190	-3.5%	19,510	116	91,600	1,741	(449)	79,070	7.9	29/01/2024
CFPT2308	2,080	-4.2%	430	109	91,600	1,620	(460)	80,060	7.9	22/01/2024
CFPT2309	2,510	-4.6%	7,490	210	91,600	1,802	(708)	80,060	7.9	02/05/2024
CFPT2310	2,560	-0.8%	970	301	91,600	1,566	(994)	84,510	7.9	01/08/2024
CFPT2311	1,320	-3.7%	20,220	161	91,600	743	(577)	88,960	9.9	14/03/2024
CFPT2312	2,000	-4.8%	160	124	91,600	1,063	(937)	91,530	4.9	06/02/2024
CHDB2301	310	-6.1%	15,260	21	16,950	164	(146)	16,830	3.5	26/10/2023
CHDB2302	510	0.0%	10,010	47	16,950	282	(228)	16,540	3.5	21/11/2023
CHDB2303	510	-1.9%	27,810	77	16,950	213	(297)	17,500	3.5	21/12/2023
CHDB2304	740	-1.3%	10	168	16,950	270	(470)	18,280	3.5	21/03/2024
CHDB2305	640	0.0%	60	140	16,950	215	(425)	18,470	3.5	22/02/2024
CHDB2306	840	-1.2%	10	263	16,950	284	(556)	19,340	3.5	24/06/2024
CHPG2227	2,340	-5.3%	9,110	25	24,900	2,245	(95)	20,500	2.0	30/10/2023
CHPG2306	1,730	0.0%	7,310	33	24,900	1,670	(60)	20,000	3.0	07/11/2023
CHPG2307	990	0.0%	2,920	84	24,900	853	(137)	22,670	4.0	28/12/2023
CHPG2308	810	-1.2%	65,200	21	24,900	749	(61)	22,110	4.0	26/10/2023
CHPG2309	1,350	-1.5%	18,890	230	24,900	1,355	5	24,000	3.0	22/05/2024
CHPG2311	1,150	0.0%	5,560	55	24,900	1,030	(120)	21,230	4.0	29/11/2023
CHPG2312	850	0.0%	10	84	24,900	688	(162)	23,780	4.0	28/12/2023
CHPG2313	1,080	-6.9%	260	146	24,900	919	(161)	23,330	4.0	28/02/2024
CHPG2314	2,480	-5.7%	3,720	145	24,900	2,400	(80)	21,450	2.0	27/02/2024
CHPG2315	1,850	-2.1%	140	259	24,900	696	(1,154)	27,780	4.0	20/06/2024
CHPG2316	1,050	-1.9%	1,440	350	24,900	773	(277)	28,890	4.0	19/09/2024
CHPG2317	650	-7.1%	3,610	140	24,900	508	(142)	26,890	4.0	22/02/2024
CHPG2318	550	-19.1%	9,710	169	24,900	403	(147)	29,220	4.0	22/03/2024
CHPG2319	770	0.0%	9,740	263	24,900	535	(235)	30,110	4.0	24/06/2024
CHPG2320	920	-4.2%	28,080	70	24,900	588	(332)	27,000	2.0	14/12/2023
CHPG2321	1,570	-0.6%	5,740	193	24,900	1,173	(397)	24,500	3.0	15/04/2024
CHPG2322	2,240	-1.3%	3,220	284	24,900	1,160	(1,080)	30,000	2.0	15/07/2024
CHPG2323	310	-8.8%	349,270	56	24,900	328	18	26,000	4.0	30/11/2023
CHPG2324	450	-2.2%	239,890	90	24,900	448	(2)	26,000	4.0	03/01/2024
CHPG2325	390	-2.5%	136,070	116	24,900	394	4	27,500	4.0	29/01/2024
CHPG2326	680	0.0%	24,240	210	24,900	620	(60)	27,500	4.0	02/05/2024
CHPG2327	770	0.0%	0	109	24,900	548	(222)	29,000	2.0	22/01/2024
CHPG2328	1,580	0.0%	0	210	24,900	1,082	(498)	28,500	2.0	02/05/2024
CHPG2329	1,910	3.2%	5,550	301	24,900	1,359	(551)	29,000	2.0	01/08/2024
CHPG2330	700	7.7%	3,680	161	24,900	381	(319)	31,000	3.0	14/03/2024
CMBB2215	1,770	-3.3%	3,110	25	18,050	1,665	(105)	15,270	1.7	30/10/2023
CMBB2305	570	1.8%	4,460	84	18,050	451	(119)	14,420	8.5	28/12/2023
CMBB2306	1,860	6.3%	32,710	230	18,050	1,587	(273)	16,970	1.7	22/05/2024
CMBB2307	330	-5.7%	24,150	56	18,050	267	(63)	18,000	4.0	30/11/2023
CMBB2308	420	-4.6%	8,350	116	18,050	327	(93)	18,500	4.0	29/01/2024
CMBB2309	580	-1.7%	2,980	210	18,050	413	(167)	19,000	4.0	02/05/2024
CMBB2310	870	0.0%	0	109	18,050	532	(338)	19,000	2.0	22/01/2024
CMBB2311	1,250	0.0%	0	210	18,050	827	(423)	19,000	2.0	02/05/2024
CMBB2312	1,470	-2.7%	2,500	301	18,050	947	(523)	19,500	2.0	01/08/2024
CMBB2313	1,000	0.0%	70	161	18,050	388	(612)	21,000	2.0	14/03/2024



CMSN2301	410	-21.2%	1,390	21	72,800	216	(194)	73,980	10.0	26/10/2023
CMSN2302	2,500	-6.7%	510	230	72,800	2,101	(399)	66,000	6.0	22/05/2024
CMSN2304	600	-1.6%	24,560	55	72,800	312	(288)	75,680	10.0	29/11/2023
CMSN2305	1,020	-3.8%	620	146	72,800	549	(471)	76,790	10.0	28/02/2024
CMSN2306	850	-9.6%	2,350	140	72,800	423	(427)	80,000	10.0	22/02/2024
CMSN2307	1,250	-4.6%	10	263	72,800	594	(656)	83,000	10.0	24/06/2024
CMSN2308	450	-8.2%	35,110	56	72,800	229	(221)	80,000	8.0	30/11/2023
CMSN2309	600	-4.8%	43,050	116	72,800	294	(306)	85,000	8.0	29/01/2024
CMSN2310	650	-4.4%	12,260	109	72,800	328	(322)	83,000	8.0	22/01/2024
CMSN2311	1,270	0.8%	820	301	72,800	642	(628)	88,500	8.0	01/08/2024
CMSN2312	550	-34.5%	30	124	72,800	154	(396)	98,100	5.0	06/02/2024
CMWG2215	560	-37.8%	12,440	25	47,000	358	(202)	44,570	9.9	30/10/2023
CMWG2302	320	-27.3%	56,910	33	47,000	246	(74)	49,530	5.9	07/11/2023
CMWG2304	890	-1.1%	5,530	84	47,000	691	(199)	33,680	19.8	28/12/2023
CMWG2305	3,800	-15.4%	11,310	230	47,000	3,336	(464)	35,660	4.0	22/05/2024
CMWG2306	310	-31.1%	344,480	56	47,000	250	(60)	50,000	8.0	30/11/2023
CMWG2307	550	-15.4%	26,050	116	47,000	426	(124)	50,000	8.0	29/01/2024
CMWG2308	940	-10.5%	2,280	109	47,000	521	(419)	52,000	5.0	22/01/2024
CMWG2309	1,190	-14.4%	1,620	210	47,000	749	(441)	54,000	5.0	02/05/2024
CMWG2310	1,520	-11.6%	320	301	47,000	972	(548)	54,500	5.0	01/08/2024
CMWG2311	830	0.0%	10	124	47,000	447	(383)	58,900	3.0	06/02/2024
CNVL2301	410	-30.5%	9,880	21	13,800	231	(179)	13,460	4.0	26/10/2023
CNVL2302	540	-8.5%	1,170	47	13,800	84	(456)	16,330	4.0	21/11/2023
CNVL2303	860	-11.3%	2,090	168	13,800	247	(613)	17,330	4.0	21/03/2024
CNVL2304	730	-25.5%	790	78	13,800	198	(532)	15,560	4.0	22/12/2023
CNVL2305	1,360	-4.9%	1,050	263	13,800	397	(963)	17,000	4.0	24/06/2024
CPDR2301	2,150	-4.4%	10,550	21	22,600	2,101	(49)	14,220	4.0	26/10/2023
CPDR2302	1,230	-14.6%	64,390	47	22,600	1,083	(147)	18,670	4.0	21/11/2023
CPDR2303	1,500	-4.5%	5,850	168	22,600	1,193	(307)	19,890	4.0	21/03/2024
CPDR2304	1,480	-9.8%	20,180	78	22,600	1,295	(185)	18,000	4.0	22/12/2023
CPDR2305	1,740	-4.4%	27,070	263	22,600	1,346	(394)	20,220	4.0	24/06/2024
CPOW2301	40	-82.6%	14,100	21	10,900	0	(40)	13,980	2.0	26/10/2023
CPOW2302	210	-32.3%	2,020	47	10,900	5	(205)	14,330	2.0	21/11/2023
CPOW2303	200	0.0%	500	77	10,900	8	(192)	15,330	2.0	21/12/2023
CPOW2304	180	-18.2%	6,560	168	10,900	34	(146)	16,330	2.0	21/03/2024
CPOW2305	220	-15.4%	38,290	140	10,900	49	(171)	15,000	2.0	22/02/2024
CPOW2306	400	-9.1%	440	263	10,900	105	(295)	16,000	2.0	24/06/2024
CPOW2307	190	-17.4%	7,830	70	10,900	39	(151)	13,500	2.0	14/12/2023
CPOW2308	310	-11.4%	53,070	193	10,900	150	(160)	12,000	5.0	15/04/2024
CPOW2309	460	-14.8%	5,380	223	10,900	149	(311)	14,500	2.0	15/05/2024
CPOW2310	440	-33.3%	1,220	109	10,900	119	(321)	14,000	1.0	22/01/2024
CPOW2311	190	-60.4%	10,910	124	10,900	53	(137)	15,500	1.0	06/02/2024
CSTB2225	4,770	-3.3%	550	25	29,900	4,719	(51)	20,500	2.0	30/10/2023
CSTB2303	3,960	-6.8%	11,320	33	29,900	3,983	23	22,000	2.0	07/11/2023
CSTB2304	480	-11.1%	17,630	21	29,900	403	(77)	28,670	5.0	26/10/2023
CSTB2305	810	-5.8%	20	84	29,900	606	(204)	29,110	5.0	28/12/2023
CSTB2306	2,400	-0.8%	2,720	230	29,900	2,188	(212)	30,000	2.0	22/05/2024
CSTB2308	790	-4.8%	39,260	55	29,900	660	(130)	27,800	5.0	29/11/2023
CSTB2309	630	-6.0%	8,710	84	29,900	470	(160)	30,560	5.0	28/12/2023
CSTB2310	860	-4.4%	3,920	146	29,900	662	(198)	30,330	5.0	28/02/2024
CSTB2311	1,620	-6.4%	860	54	29,900	1,672	52	27,700	2.0	28/11/2023
CSTB2312	990	-3.9%	1,610	259	29,900	678	(312)	33,330	5.0	20/06/2024
CSTB2313	1,080	-5.3%	20	350	29,900	701	(379)	35,560	5.0	19/09/2024
CSTB2314	730	-5.2%	20	140	29,900	499	(231)	32,220	5.0	22/02/2024
CSTB2315	670	-5.6%	29,880	169	29,900	434	(236)	34,330	5.0	22/03/2024
CSTB2316	830	-4.6%	30	263	29,900	513	(317)	36,330	5.0	24/06/2024
CSTB2317	1,010	-6.5%	13,940	70	29,900	788	(222)	30,000	3.0	14/12/2023
CSTB2318	1,180	-4.8%	3,840	223	29,900	876	(304)	32,000	4.0	15/05/2024
CSTB2319	820	-4.7%	5,090	193	29,900	612	(208)	27,000	9.0	15/04/2024
CSTB2320	800	-2.4%	617,600	56	29,900	723	(77)	28,500	4.0	30/11/2023

CSTB2321	930	-4.1%	139,330	116	29,900	887	(43)	29,000	4.0	29/01/2024
CSTB2322	1,250	0.0%	5,050	210	29,900	1,044	(206)	30,000	4.0	02/05/2024
CSTB2323	1,030	-5.5%	385,430	109	29,900	863	(167)	29,000	4.0	22/01/2024
CSTB2324	1,160	-4.1%	200	210	29,900	938	(222)	31,000	4.0	02/05/2024
CSTB2325	1,410	-4.1%	17,400	301	29,900	1,106	(304)	31,500	4.0	01/08/2024
CTCB2216	1,150	-17.3%	4,970	25	31,800	1,117	(33)	27,500	4.0	30/10/2023
CTCB2302	2,350	-3.3%	29,950	230	31,800	2,280	(70)	27,000	3.0	22/05/2024
CTCB2303	430	-15.7%	24,740	56	31,800	335	(95)	33,500	4.0	30/11/2023
CTCB2304	640	-11.1%	9,560	116	31,800	472	(168)	34,500	4.0	29/01/2024
CTCB2305	1,020	-5.6%	610	109	31,800	692	(328)	32,000	4.0	22/01/2024
CTCB2306	1,340	-10.1%	1,740	210	31,800	980	(360)	32,000	4.0	02/05/2024
CTCB2307	1,520	0.0%	0	301	31,800	984	(536)	34,000	4.0	01/08/2024
CTCB2308	920	0.0%	1,300	161	31,800	561	(359)	37,000	3.0	14/03/2024
CTPB2303	420	-6.7%	840	84	16,550	219	(201)	15,810	7.2	28/12/2023
CVHM2220	90	-76.3%	31,360	25	44,550	1	(89)	58,000	5.0	30/10/2023
CVHM2301	70	-69.6%	2,030	21	44,550	1	(69)	56,880	8.0	26/10/2023
CVHM2302	1,770	-4.3%	7,380	230	44,550	833	(937)	50,000	4.0	22/05/2024
CVHM2304	300	-11.8%	1,520	55	44,550	41	(259)	53,560	8.0	29/11/2023
CVHM2305	370	-5.1%	15,250	146	44,550	100	(270)	57,780	8.0	28/02/2024
CVHM2306	540	0.0%	20	140	44,550	61	(479)	60,670	8.0	22/02/2024
CVHM2307	490	-3.9%	12,430	263	44,550	149	(341)	62,670	8.0	24/06/2024
CVHM2308	150	-44.4%	1,930	56	44,550	5	(145)	61,000	8.0	30/11/2023
CVHM2309	170	-39.3%	94,280	116	44,550	32	(138)	62,000	8.0	29/01/2024
CVHM2310	270	-40.0%	9,310	109	44,550	77	(193)	59,000	5.0	22/01/2024
CVHM2311	900	-1.1%	30	301	44,550	355	(545)	60,500	5.0	01/08/2024
CVHM2312	740	-7.5%	2,080	210	44,550	336	(404)	56,000	5.0	02/05/2024
CVIB2302	1,520	-2.6%	14,130	230	18,500	1,062	(458)	19,150	1.7	22/05/2024
CVIB2303	160	-11.1%	96,620	56	18,500	84	(76)	20,500	4.0	30/11/2023
CVIC2301	250	-16.7%	11,570	21	45,600	3	(247)	53,980	8.0	26/10/2023
CVIC2302	350	-18.6%	12,660	47	45,600	13	(337)	55,670	8.0	21/11/2023
CVIC2303	650	-14.5%	170	77	45,600	23	(627)	57,780	8.0	21/12/2023
CVIC2304	710	-20.2%	5,160	168	45,600	77	(633)	59,890	8.0	21/03/2024
CVIC2305	680	-13.9%	1,200	140	45,600	44	(636)	61,110	8.0	22/02/2024
CVIC2306	1,660	-7.8%	420	263	45,600	125	(1,535)	62,220	8.0	24/06/2024
CVIC2307	430	-6.5%	44,160	56	45,600	8	(422)	58,500	8.0	30/11/2023
CVNM2301	790	-10.2%	10,880	21	72,700	636	(154)	66,710	9.7	26/10/2023
CVNM2303	920	-8.0%	15,240	55	72,700	599	(321)	67,790	9.7	29/11/2023
CVNM2304	1,240	-3.1%	250	146	72,700	683	(557)	68,760	9.7	28/02/2024
CVNM2305	1,060	-6.2%	2,230	140	72,700	531	(529)	71,020	9.7	22/02/2024
CVNM2306	1,410	-4.7%	1,600	263	72,700	594	(816)	73,170	9.7	24/06/2024
CVNM2307	530	-11.7%	19,480	56	72,700	205	(325)	75,000	8.0	30/11/2023
CVNM2308	1,550	-8.3%	530	210	72,700	920	(630)	69,000	8.0	02/05/2024
CVNM2309	920	0.0%	0	124	72,700	203	(717)	82,000	5.0	06/02/2024
CVPB2304	410	-2.4%	5,090	84	20,800	254	(156)	17,000	16.0	28/12/2023
CVPB2305	1,740	-4.4%	6,150	193	20,800	1,279	(461)	18,000	3.0	15/04/2024
CVPB2306	1,400	-3.5%	31,080	70	20,800	874	(526)	20,000	2.0	14/12/2023
CVPB2307	320	-8.6%	219,070	56	20,800	219	(101)	21,500	4.0	30/11/2023
CVPB2308	450	-10.0%	42,400	116	20,800	304	(146)	22,000	4.0	29/01/2024
CVPB2309	620	-8.8%	64,730	210	20,800	412	(208)	22,500	4.0	02/05/2024
CVPB2310	1,110	-9.8%	9,520	109	20,800	677	(433)	21,500	2.0	22/01/2024
CVPB2311	1,930	-4.5%	2,000	210	20,800	1,238	(692)	20,500	2.0	02/05/2024
CVPB2312	2,210	-1.8%	40	301	20,800	1,365	(845)	21,000	2.0	01/08/2024
CVPB2313	710	0.0%	0	124	20,800	305	(405)	24,400	2.0	06/02/2024
CVRE2221	60	-77.8%	3,180	25	26,800	10	(50)	32,500	4.0	30/10/2023
CVRE2302	110	-56.0%	8,480	21	26,800	78	(32)	28,670	5.0	26/10/2023
CVRE2303	2,020	-1.5%	230	230	26,800	1,469	(551)	25,000	3.0	22/05/2024
CVRE2305	450	-2.2%	13,030	55	26,800	309	(141)	27,110	5.0	29/11/2023
CVRE2306	570	-3.4%	220	146	26,800	358	(212)	29,330	5.0	28/02/2024
CVRE2307	510	0.0%	730	140	26,800	287	(223)	30,330	5.0	22/02/2024
CVRE2308	750	1.4%	2,130	263	26,800	430	(320)	31,330	5.0	24/06/2024

CVRE2309	170	-10.5%	35,880	56	26,800	146	(24)	29,000	6.0	30/11/2023
CVRE2310	230	-8.0%	71,670	116	26,800	215	(15)	30,000	6.0	29/01/2024
CVRE2311	640	1.6%	10,520	109	26,800	380	(260)	29,000	4.0	22/01/2024
CVRE2312	1,100	0.9%	7,910	210	26,800	762	(338)	27,500	4.0	02/05/2024
CVRE2313	1,120	0.0%	0	301	26,800	747	(373)	29,500	4.0	01/08/2024
CVRE2314	340	-27.7%	390	124	26,800	187	(153)	34,100	3.0	06/02/2024

(\*) All are buying stock rights, conducted in European style and payment method is in cash

(\*\*) PHS evaluates in Black-Scholes model

## LIST OF CODES ANALYZED

Ticker	Exchange	Market price	Reasonable price *	Report date	2022F EAT (bil. VND)	PE forward	PB forward
<a href="#">NLG</a>	HOSE	32,150	40,900	28/09/2023	642	22.9	1.4
<a href="#">POW</a>	HOSE	10,900	14,800	22/09/2023	1,817	23.6	1.1
<a href="#">VPB</a>	HOSE	20,800	24,400	21/09/2023	14,007	11.8	1.0
<a href="#">ANV</a>	HOSE	37,500	44,600	20/09/2023	574	10.3	1.7
<a href="#">SAB</a>	HOSE	69,500	175,900	11/09/2023	4,552	25.9	4.5
<a href="#">BSR</a>	UPCOM	20,031	20,200	30/08/2023	7,288	8.7	1.1
<a href="#">VNM</a>	HOSE	72,700	73,100	25/08/2023	9,365	16.3	4.9
<a href="#">MSH</a>	HOSE	44,200	49,350	23/08/2023	270	13.7	2.0
<a href="#">DPR</a>	HOSE	32,200	88,000	18/08/2023	302	10.4	1.1
<a href="#">GAS</a>	HOSE	84,200	111,000	17/08/2023	13,268	16.2	3.2
<a href="#">DGW</a>	HOSE	55,000	50,800	14/08/2023	440	18.8	3.1
<a href="#">STK</a>	HOSE	32,000	39,050	09/08/2023	152	24.2	1.9
<a href="#">IDC</a>	HNX	46,000	48,527	03/08/2023	48,527	6.1	2.8
<a href="#">PNJ</a>	HOSE	77,800	89,000	03/08/2023	1,729	12.2	3.0
<a href="#">NT2</a>	HOSE	24,150	32,500	02/08/2023	671	13.9	2.1
<a href="#">STB</a>	HOSE	29,900	38,000	14/07/2023	7,259	9.9	1.6
<a href="#">TCM</a>	HOSE	47,300	52,300	06/07/2023	211	20.4	2.1
<a href="#">PLX</a>	HOSE	34,400	45,100	05/07/2023	3,513	18.3	2.5
<a href="#">ACB</a>	HOSE	21,600	25,400	30/06/2023	14,955	6.6	1.3
<a href="#">VCB</a>	HOSE	84,500	131,270	13/06/2023	36,911	16.8	3.6
<a href="#">BID</a>	HOSE	41,600	57,956	13/06/2023	23,019	12.7	2.3
<a href="#">CTG</a>	HOSE	28,100	39,700	13/06/2023	19,121	10.0	1.5
<a href="#">MBB</a>	HOSE	18,050	27,200	13/06/2023	21,242	5.8	1.2
<a href="#">HDB</a>	HOSE	16,950	23,170	13/06/2023	10,216	6.2	1.3
<a href="#">TCB</a>	HOSE	31,800	47,270	13/06/2023	21,351	7.8	1.2
<a href="#">TPB</a>	HOSE	16,550	24,000	13/06/2023	6,732	5.7	1.0
<a href="#">OCB</a>	HOSE	12,950	22,700	13/06/2023	4,354	7.2	1.1
<a href="#">VIB</a>	HOSE	18,500	29,300	13/06/2023	9,378	6.6	1.5
<a href="#">LPB</a>	HOSE	13,600	18,800	13/06/2023	4,925	6.6	1.1
<a href="#">MSB</a>	HOSE	13,600	21,900	13/06/2023	4,803	9.1	1.4
<a href="#">SHB</a>	HOSE	10,500	15,600	13/06/2023	8,035	6.0	0.9
<a href="#">DHG</a>	HOSE	116,700	111,600	13/06/2023	1,061	13.8	3.0
<a href="#">IMP</a>	HOSE	64,000	68,000	13/06/2023	286	15.9	2.2
<a href="#">GEG</a>	HOSE	14,500	18,800	13/06/2023	208	46.5	1.7
<a href="#">QTP</a>	UPCOM	15,446	23,900	13/06/2023	1,300	8.3	1.6
<a href="#">PVS</a>	HNX	36,400	30,700	13/06/2023	1,059	16.8	1.2
<a href="#">MPC</a>	UPCOM	19,426	19,200	13/06/2023	597	12.9	1.3
<a href="#">FMC</a>	HOSE	50,000	50,700	13/06/2023	314	10.5	1.4
<a href="#">VHM</a>	HOSE	44,550	83,100	13/06/2023	29,034	12.5	2.3
<a href="#">KDH</a>	HOSE	28,400	36,500	13/06/2023	1,363	19.1	1.9
<a href="#">VRE</a>	HOSE	26,800	39,700	13/06/2023	3,345	26.9	2.6
<a href="#">KBC</a>	HOSE	30,800	32,000	13/06/2023	2,073	11.9	1.3
<a href="#">MWG</a>	HOSE	47,000	50,000	13/06/2023	2,325	33.3	3.0
<a href="#">FRT</a>	HOSE	94,400	85,000	13/06/2023	107	111.1	6.6

<a href="#">HPG</a>	HOSE	24,900	35,400	13/06/2023	7,698	16.6	1.2
<a href="#">SBT</a>	HOSE	13,650	16,700	13/06/2023	827	15.7	1.1
<a href="#">PVI</a>	HNX	44,900	47,002	19/12/2022	996	13.8	1.3
<a href="#">BMT</a>	HOSE	25,850	25,190	19/12/2022	427	9.0	1.0
<a href="#">BVH</a>	HOSE	41,900	70,900	19/12/2022	2,967	17.7	2.3
<a href="#">VHC</a>	HOSE	80,800	69,000	19/12/2022	1,510	8.4	1.5
<a href="#">SZC</a>	HOSE	35,600	42,700	19/12/2022	585	7.5	2.6
<a href="#">GVR</a>	HOSE	19,800	29,755	19/12/2022	5,521	27.8	2.1
<a href="#">LHG</a>	HOSE	33,000	42,250	19/12/2022	653	3.5	1.2
<a href="#">PVT</a>	HOSE	26,700	26,900	19/12/2022	831	14.1	1.2
<a href="#">TRA</a>	HOSE	85,000	117,400	19/12/2022	349	13.9	2.8

Source: PHS

\*Reasonable price hasn't been adjusted with operated rights after reporting date

### Analyst Certification

The report is made by Pham Quang Chuong, analyst – Phu Hung Securities Joint Stock Company. Each research analyst(s), strategist(s) or research associate(s) responsible for the preparation and content of all or any identified portion of this research report hereby certifies that, with respect to each issuer or security or any identified portion of the report with respect to each issuer or security that the research analyst, strategist or research associate covers in this research report, all of the views expressed by that research analyst, strategist or research associate in this research report accurately reflect their personal views about those issuer(s) or securities. Each research analyst(s), strategist(s) or research associate(s) also certify that no part of their compensation was, is, or will be, directly or indirectly, related to the specific recommendation(s) or view(s) expressed by that research analyst, strategist or research associate in this research report.

### Ratings Definition

Buy = higher than domestic market by over 10%

Hold = similar to domestic market at the rate of +10% ~ -10%

Sell = lower than domestic market by below 10%

No rating = the code is not rated in Phu Hung or not yet listed

The performance is determined by total recollection in 12 months (including dividend).

### Analyst Certification

This information has been compiled from sources we believe to be reliable, but we do not hold ourselves responsible for its completeness or accuracy. It is not an offer to sell or solicitation of an offer to buy any securities. Phu Hung Securities and its affiliates and their officers and employees may or may not have a position in or with respect to the securities mentioned herein. Phu Hung Securities (or one of its affiliates) may from time to time perform investment banking or other services or solicit investment banking or other business for any company mentioned in this report. All opinions and estimates included in this report constitute our judgment as of this date and are subject to change without notice.

#### © Phu Hung Securities Corporation

F21, Phu My Hung Tower, 08 Hoang Van Thai, Tan Phu Ward, District 7, HCMC

Phone: (84-28) 5 413 5479

Fax: (84-28) 5 413 5472

Customer Service: (84-28) 5 411 8855

Call Center: (84-28) 5 413 5488

E-mail: [info@phs.vn](mailto:info@phs.vn) / [support@phs.vn](mailto:support@phs.vn)

Web: [www.phs.vn](http://www.phs.vn)

#### Phu My Hung Trading office

Ground Floor, CR2-08, 107 Ton  
Dat Tien, Tan Phu Ward, District 7,  
Ho Chi Minh City  
Tel: (84-28) 5 413 5478  
Fax: (84-28) 5 413 5473

#### District 3 Branch

4th & 5th Floor, 458 Nguyen  
Thi Minh Khai, Ward 2,  
District 3, Ho Chi Minh City  
Tel: (84-28) 3 820 8068  
Fax: (84-28) 3 820 8206

#### Thanh Xuan Branch

5th Floor, UDIC Complex Building, N04  
Hoang Dao Thuy, Trung Hoa Ward, Cau  
Giay District, Ha Noi  
Tel: (84-24) 6 250 9999  
Fax: (84-24) 6 250 6666

#### Tan Binh Branch

Park Legend Building, 251 Hoang  
Van Thu Street, Ward 2, Tan Binh  
District, Ho Chi Minh City  
Tel: (84-28) 3 813 2401  
Fax: (84-28) 3 813 2415

#### Hanoi Branch

5th Floor, Vinafor Building,  
No.127 Lo Duc, Dong Mac  
Ward, Hai Ba Trung District,  
Ha Noi  
Tel: (84-24) 3 933 4566  
Fax: (84-24) 3 933 4820

#### Hai Phong Branch

2nd Floor, Building No.18 Tran Hung  
Dao, Hoang Van Thu Ward, Hong Bang  
District, Hai Phong  
Tel: (84-225) 384 1810  
Fax: (84-225) 384 1801

#### District 1 Branch

Room 1003A, 10th Floor, No. 81-  
83-83B-85 Ham Nghi Street,  
Nguyen Thai Binh Ward, District 1,  
Ho Chi Minh City  
Tel: ((84-28) 3 535 6060  
Fax: (84-28) 3 535 2912