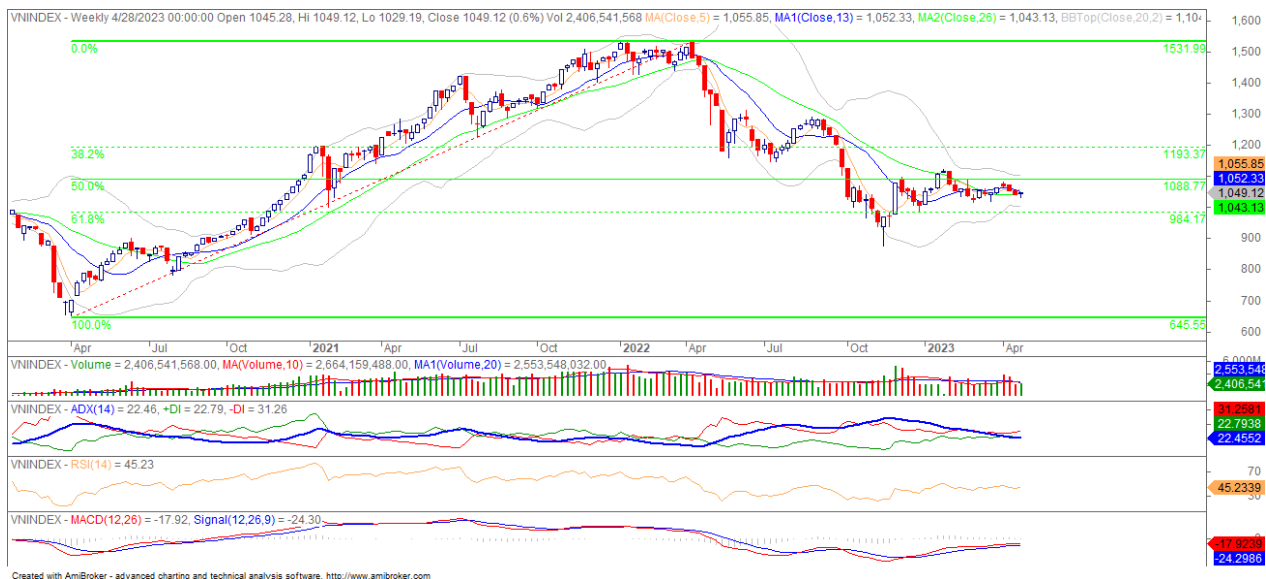


VN-Index's trend

➤ **Weekly chart**

Current price: 1,049 points
 Support level: 980 – 1,000 points
 Resistant level: 1,100 – 1,120 points



VN-Index is still on mid-term Sideway trend, as week MA5, 13, and 26 are meeting and being flat, and the index is forming small week candles around these MA lines, within a range of 1,000 to 1,100 points.

Not just that, other indicators also showed struggling sign, as MACD and RSI tended to be flat below Midline, and the volume stayed below 10 and 20-week average, showing investors' cautiousness and the market is quiet. However, the index saw a light gain with base-withdraw week candle, and MACD was above Signal, showing possibility of short-term recovery, with target at upper line of 1,100 points.

In general, VN-Index is on mid-term sideway trend. Therefore, investors should have priority on short-term surfing when the market recovers.

VN-Index's trend

➤ Daily chart



VN-Index also showed Sideway sign in short-term, as it struggled around MA5, 20, and 50 that are meeting, and there were small candle and the volume stayed below 20-session average, showing that the index tended to move within a small range of 1,000-1,020 to 1,090-1,110 points.

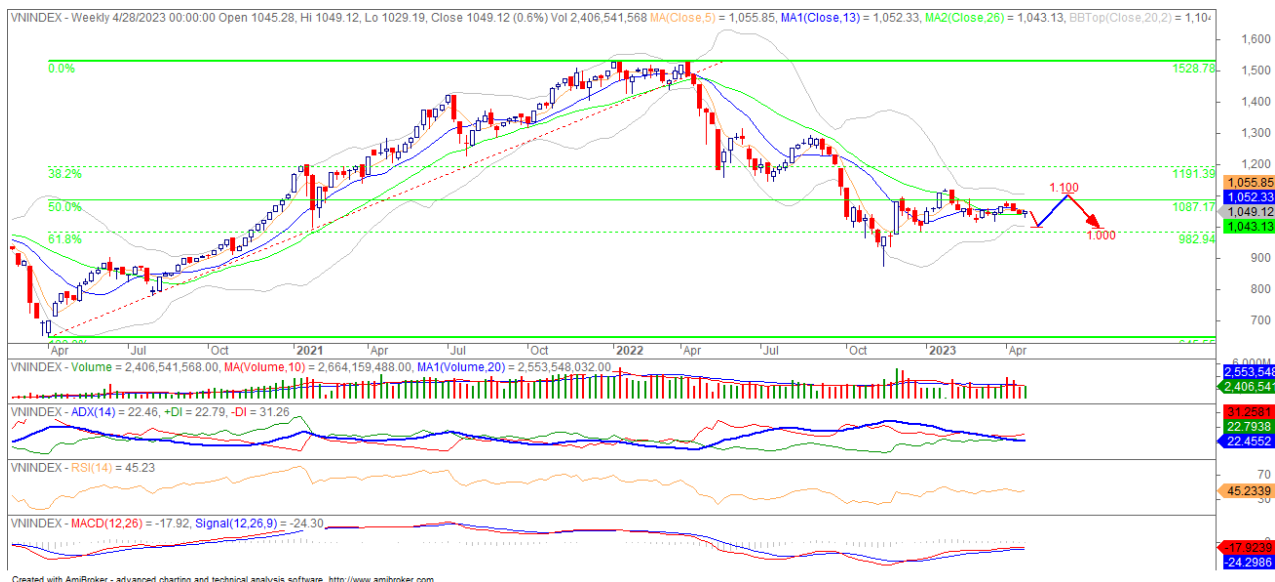
Not just that, other technical signs were different, as MACD stayed below Signal, maintaining selling sign, while RSI increased, showing better recovering trend, so there was not a consistency that is necessary for the index to have a clear trend. The index showed effort and surpassed MA5 pressure but it needs to conquer 1,057 points (MA20) to open an opportunity of a short-term gain. Only then the index will see opportunity to move to challenge target level around MA200.

In general, VN-Index still struggled within a small range. Therefore, investors might consider surfing at support levels, having priority on good fundamental codes with positive business results that can attract the cash flow.

VN-Index's Scenarios

We update the scenarios that might take place on VN-Index in the Q2/2023 as follow:

➤ **Basic Scenario:** VN-Index ends Q2 at 1,000 points.



With basic scenario, VN-Index might move in sideways trend within a small range from 1,000 to 1,100 points. Then, VN-Index might reach a peak in May of 1,100 points, but will correct to 1,000 points at the end of Q2/2023.

Controlling elements:

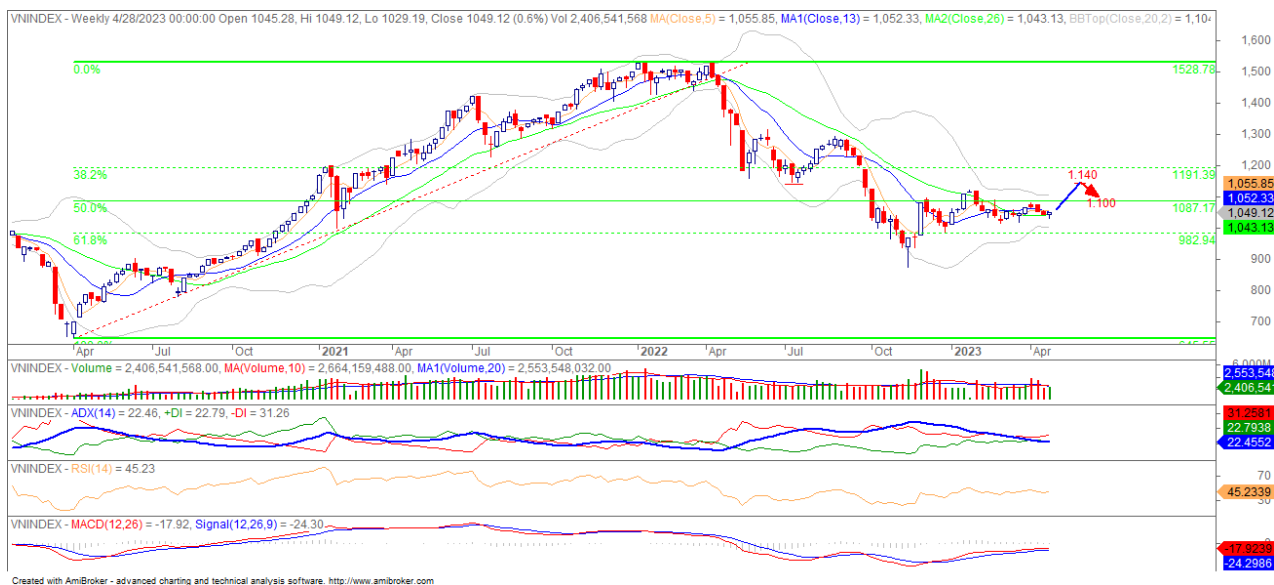
- Vietnam might move toward flexible monetary policies to support the economic recovery, as well as maintaining macro stability.
- State Bank still raises the growth room at a low rate around 14% in 2023. At the same time, the Government tries to deal with company bond problem to support real estate to be stable again.
- However, the company bond problems might not be resolved soon and it needs time, since investors' worries will not be eased soon, and the companies still see problems on this mobilizing channel.
- The high interest rate in the world might lead to a risk of global economic starting a new recession, and foreign cash flow tends to seek shelter instead of expanding the investment, and foreign investors will lower the net buying

Participating strategy:

- We **forecast** the change on this scenario at **50%**. The reason is that domestic and world macro situation doesn't get worse.
- With this scenario, investors should have priority on surfing positions instead of long-term holding.

VN-Index's scenario

➤ Positive Scenario: VN-Index stays above 1,100 points.



At positive scenario, VN-Index might move to old bottom of July 2022 or 1,140 points, before correcting again to sentimental level of 1,100 points at the end of Q2/2023.

Controlling elements:

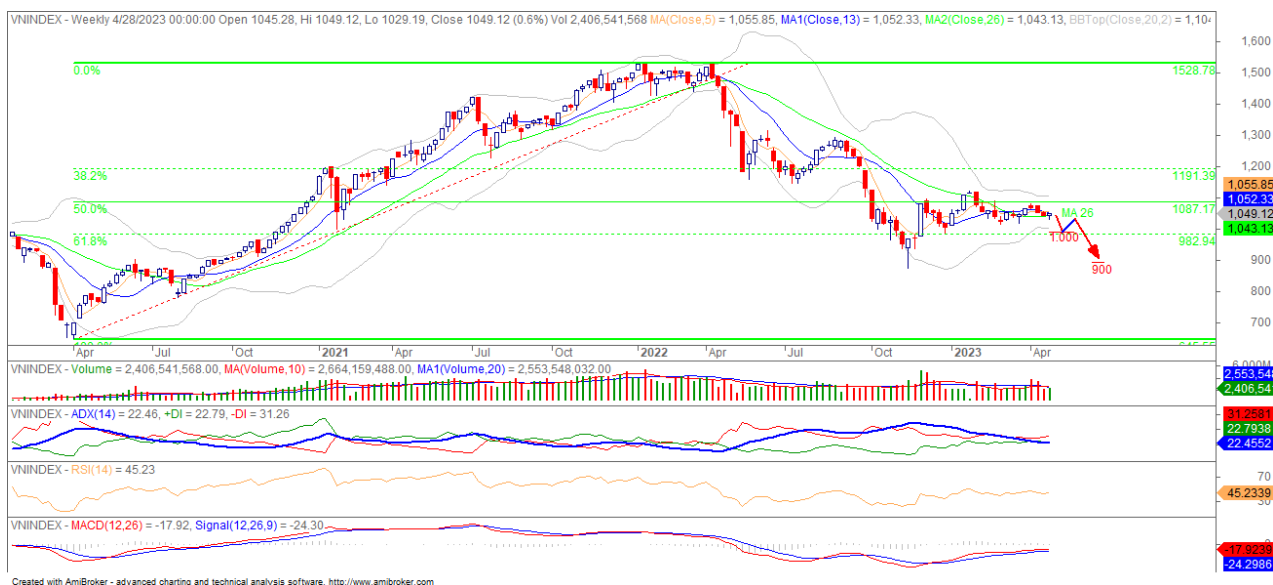
- Vietnam might move toward flexible monetary policies to support the economic recovery, as well as maintaining macro stability.
- State Bank still raises the growth room at a low rate around 14% in 2023. At the same time, the Government tries to deal with company bond problem to support real estate to be stable again.
- However, the company bond problems might not be resolved soon and it needs time, since investors' worries will not be eased soon, and the companies still see problems on this mobilizing channel.
- Foreign investors realize the attraction on Vietnam market and return to net buying.
- The high interest rate in the world might lead to a risk of global economic starting a new recession.

Participating strategy:

- We **forecast** the chance on this scenario at **20%**. Since SBV is pushing on lowering management interest rate to support GDP growth.
- With this scenario, investors should keep the weight with priority on the codes with positive business prospect.

VN-Index's scenarios

➤ Negative scenario: VN-Index drops to support level of 900 points



In this scenario, VN-Index might drop to support level of 1,000 points before seeing technical recovery to week MA26, and dropping again to around sentimental level of 900 points at the end of Q2/2023.

Controlling elements:

- Vietnam might move toward flexible monetary policies to support the economic recovery, as well as maintaining macro stability.
- State Bank still raises the growth room at a low rate around 14% in 2023. At the same time, the Government tries to deal with company bond problem to support real estate to be stable again.
- However, the company bond problems might not be resolved soon and it needs time, since investors' worries will not be eased soon, and the companies still see problems on this mobilizing channel.
- The high interest rate in the world might lead to a risk of global economic starting a new recession, and foreign cash flow tends to seek shelter instead of expanding the investment, and foreign investors will lower the net buying.
- Vietnam GDP growth prospect is still negative, and the low growth might prolong to remaining quarters of 2023.

Participating strategy:

- We **forecast** the chance on this scenario at **30%**. Because of the worries on second inflation wave with increasing expense, and Vietnam economic still slowing down.
- With this scenario, investors should keep a low weight and observe the market cautiously.

Analyst Certification

Each research analyst(s), strategist(s) or research associate(s) responsible for the preparation and content of all or any identified portion of this research report hereby certifies that, with respect to each issuer or security or any identified portion of the report with respect to each issuer or security that the research analyst, strategist or research associate covers in this research report, all of the views expressed by that research analyst, strategist or research associate in this research report accurately reflect their personal views about those issuer(s) or securities. Each research analyst(s), strategist(s) or research associate(s) also certify that no part of their compensation was, is, or will be, directly or indirectly, related to the specific recommendation(s) or view(s) expressed by that research analyst, strategist or research associate in this research report.

Disclaimer

This information has been compiled from sources we believe to be reliable, but we do not hold ourselves responsible for its completeness or accuracy. It is not an offer to sell or solicitation of an offer to buy any securities. Phu Hung Securities and its affiliates and their officers and employees may or may not have a position in or with respect to the securities mentioned herein. Phu Hung Securities (or one of its affiliates) may from time to time perform investment banking or other services or solicit investment banking or other business for any company mentioned in this report. All opinions and estimates included in this report constitute our judgment as of this date and are subject to change without notice.

© Phu Hung Securities Corporation

F21, Phu My Hung Tower, 08 Hoang Van Thai, Tan Phu Ward, District 7, HCMC
Phone: (84-28) 5 413 5479 Fax: (84-28) 5 413 5472
Customer Service: (84-28) 5 411 8855 Call Center: (84-28) 5 413 5488
E-mail: info@phs.vn / support@phs.vn Web: www.phs.vn

Phu My Hung Trading office

CR2-08 building, 107 Ton Dat Tien,
Tan Phu Ward, District 7, HCMC
Tel: (84-28) 5 413 5478
Fax: (84-28) 5 413 5473

District 3 Branch

F2, Phuong Nam Building, 157
Vo Thi Sau, District 3, HCMC
Tel: (84-28) 3 820 8068
Fax: (84-28) 3 820 8206

Thanh Xuan Branch

F5, UDIC Complex, N04 Hoang Dao
Thuy, Trung Hoa Ward, Cau Giau
District, Hanoi
Tel: (84-24) 6 250 9999
Fax: (84-24) 6 250 6666

Tan Binh Branch

Park Legend Building, 251 Hoang
Van Thu, Ward 2, Tan Binh District
Tel: (84-28) 3 813 2401
Fax: (84-28) 3 813 2415

Hanoi Branch

F5, Vinafor Tower, 127 Lo Duc,
Hai Ba Trung District, Hanoi
Tel: (84-24) 3 933 4566
Fax: (84-24) 3 933 4820

Hai Phong Branch

F2, Eliteco Building, Tran Hung Dao,
Hong Bang District, Hai Phong
Tel: (84-225) 384 1810
Fax: (84-225) 384 1801

District 1 Branch

No 1003A, F10, Ruby Tower, 81-83-
83B-85 Ham Nghi, Nguyen Thai Binh
Ward, District 1, HCMC
Tel: ((84-28) 3 535 6060
Fax: (84-28) 3 535 2912