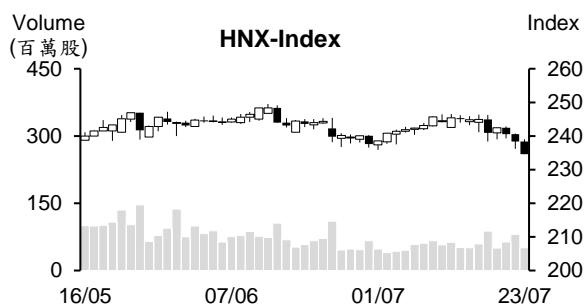
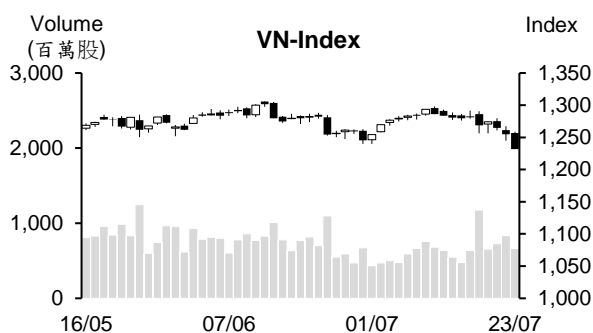


越股行情

23/07/2024	HOSE		VN30		HNX	
收盤價	1,231.81	-1.82%	1,278.67	-1.59%	234.60	-1.59%
成交股數(百萬股)	728.69	-21.14%	271.19	-10.47%	57.22	-34.53%
撮合股數(百萬股)	663.12	-20.55%	257.46	-5.02%	50.84	-36.77%
與最近 20 日的平均水位相比	632.53	4.84%	221.73	16.11%	56.83	-10.54%
成交值(十億越盾)	18,080	-14.43%	8,099	-8.68%	1,238	-29.77%
撮合成交值(十億越盾)	16,143	-15.57%	7,661	-4.35%	1,048	-35.40%
與最近 20 日之平均比較	16,016	0.79%	7,071	8.34%	1,165	-10.05%
上漲家數	83	17%	5	17%	47	22%
下跌家數	373	75%	24	80%	125	58%
持平家數	41	8%	1	3%	44	20%



市場概況

越股持續面臨下挫壓力。周二(7月23日)VN及HNX指數雙雙以當天最低點作收。早盤交易時段，盤勢呈現量縮膠著。然而，午盤交易時段，VN指數在跌破1,250點時已促使賣壓出籠，包含主流銀行股在內等藍籌股皆重挫，使指數出現急跌。整體來看，今日下跌檔數佔多。外資也呈現減碼，但淨賣超值不明顯。

技術分析

VN指數持續下跌且跌破1,240點關卡，惟量能相當低。這意味著賣壓並不多，但買盤力道疲弱，盤勢因之可能仍面臨下挫壓力，預期指數將回落至1,200-1,220點(MA200均線附近)；河內部分，HNX指數持續下跌且跌破236點，量能也相當低。與HOSE盤勢相似，HNX指數可能將回落至225-230點。操作上建議投資人可續抱投資部位，待盤勢反彈時再減碼。

建議股名單： 停損：KDH – 減碼 DPR、MWG

(請參考第2頁)

當日調整股名單

次號	股票代碼	評等	評等日	現時價格	買入區間	持股表現	目標價	預期獲利	停損價	預期損失	備註
1	KDH	停損	24/07/2024	35.50	37.90	-6.3%	42.0	10.8%	36	-5.0%	到停損點
2	DPR	減碼	24/07/2024	41.00	43.40	-5.5%	51.0	17.5%	40.8	-6.0%	趨勢轉弱
3	MWG	減碼	24/07/2024	62.5	64.3	-2.8%	75	16.6%	60.5	-5.9%	趨勢轉弱

投資組合部位

次號	股票代碼	評等	評等日	現時價格	買入區間	持股表現	目標價	預期獲利	停損價	預期損失	備註
1	VPB	加碼	11/06/2024	18.40	18.05	1.9%	20.5	13.6%	17.4	-3.6%	
2	PNJ	加碼	20/06/2024	93.8	96.8	-3.1%	112	15.7%	92.5	-4%	
3	PLX	加碼	04/07/2024	45.5	41.85	8.7%	49	17.1%	39.9	-5%	
4	MSB	加碼	19/07/2024	14.45	14.75	-2.0%	16.1	9.2%	14.2	-4%	
5	ACB	加碼	23/07/2024	24.00	24.75	-3.0%	28	13.1%	23.8	-4%	

市場統計

撮合統計

推升指數上漲的前五名股票

HOSE				HNX			
股票代碼	收盤價 (越盾)	漲跌 %	影響指數 %	股票代碼	收盤價 (VND)	漲跌 %	影響指數 %
FPT	125,500	1.13%	0.04%	PGS	31,700	8.56%	0.04%
VNM	65,900	0.76%	0.02%	KSF	40,200	1.01%	0.04%
SSB	21,450	1.42%	0.01%	KSV	37,500	1.08%	0.02%
VPI	67,000	4.69%	0.01%	BCF	33,000	6.45%	0.02%
VIC	40,850	0.25%	0.01%	DHT	71,500	0.70%	0.01%

拖累指數的前五名股票

HOSE				HNX			
股票代碼	收盤價 (越盾)	漲跌 %	影響指數 %	股票代碼	收盤價 (越盾)	漲跌 %	影響指數 %
BID	46,000	-3.56%	-0.19%	MBS	31,200	-5.45%	-0.24%
GVR	30,600	-6.56%	-0.17%	SHS	17,100	-3.93%	-0.17%
MBB	23,900	-5.16%	-0.13%	IDC	57,800	-2.69%	-0.16%
CTG	32,400	-3.71%	-0.13%	VCS	67,000	-3.32%	-0.11%
TCB	23,050	-2.54%	-0.08%	PVS	40,500	-1.22%	-0.07%

前五名成交量

HOSE				HNX			
股票代碼	收盤價 (越盾)	漲跌 %	成交量 (股)	股票代碼	收盤價 (越盾)	漲跌 %	成交量 (千股)
MBB	23,900	-5.16%	47,919,083	SHS	17,100	-3.93%	7,129,678
VIX	13,950	-5.42%	31,449,929	MBS	31,200	-5.45%	6,149,569
SHB	11,000	-1.79%	21,588,613	CEO	15,700	-2.48%	3,023,067
VPB	18,400	-2.13%	17,896,447	TNG	23,500	-4.86%	2,714,815
ACB	24,000	-3.03%	15,116,634	PVS	40,500	-1.22%	2,215,552

前五名成交值

HOSE				HNX			
股票代碼	收盤價 (越盾)	漲跌 %	成交值 (十億越盾)	股票代碼	收盤價 (越盾)	漲跌 %	成交值 (十億越盾)
MBB	23,900	-5.16%	1,169.4	MBS	31,200	-5.45%	198.0
FPT	125,500	1.13%	674.3	SHS	17,100	-3.93%	124.1
DGC	108,400	-4.91%	614.0	PVS	40,500	-1.22%	90.8
MWG	62,500	-4.29%	582.9	IDC	57,800	-2.69%	77.3
VIX	13,950	-5.42%	448.0	TNG	23,500	-4.86%	65.6

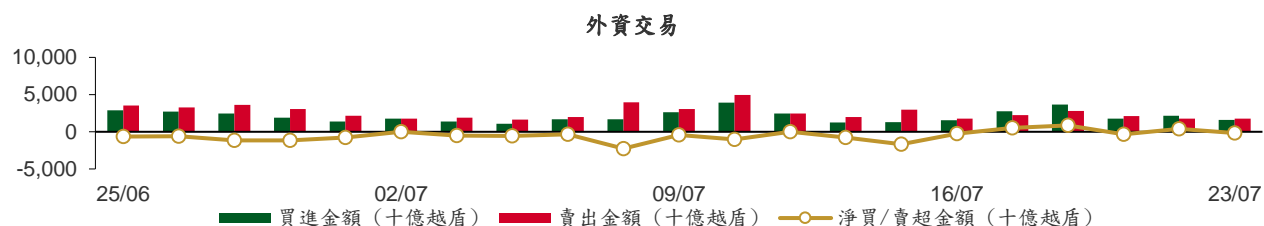
議價交易

前五名股

HOSE			HNX		
股票代碼	成交量 (股)	成交值 (十億越盾)	股票代碼	成交量 (股)	成交值 (十億越盾)
KDC	11,453,438	658.16	GKM	2,984,600	128.64
TDM	4,400,000	214.28	HUT	3,000,000	50.25
MSB	10,950,500	157.54	IDC	130,000	7.54
VHM	2,660,000	100.81	SHS	168,000	2.76
SJS	1,410,000	91.65	DL1	106,000	0.47

外資交易行情 (股票)

證交所	買進成交量 (百萬股)	買進金額 (十億越盾)	賣出成交量 (百萬股)	賣出金額 (十億越盾)	淨買/賣成 交易 (百萬股)	淨買/賣超值 (十億越盾)
HOSE	45.21	1,570.09	57.64	1,698.42	(12.43)	(128.34)
HNX	1.61	41.46	2.75	74.31	(1.14)	(32.86)
總計	87.63	2,153.27	59.36	1,746.07	28.27	407.20



前五名買進

HOSE				HNX			
股票代碼	收盤價 (越盾)	成交量 (股)	成交值 (十億越盾)	股票代碼	收盤價 (越盾)	成交量 (股)	成交值 (十億越盾)
FPT	125,500	1,080,961	137.06	MBS	31,200	415,400	13.27
VNM	65,900	2,046,100	134.97	PVS	40,500	222,100	9.00
VCB	87,500	1,069,030	93.87	TNG	23,500	210,600	5.04
DGC	108,400	652,170	71.12	BVS	35,400	63,600	2.27
BID	46,000	1,314,200	61.98	DTD	28,300	74,100	2.14

前五名賣出

HOSE				HNX			
股票代碼	收盤價 (越盾)	成交量 (股)	成交值 (十億越盾)	股票代碼	收盤價 (越盾)	成交量 (股)	成交值 (十億越盾)
DGC	108,400	1,818,200	200.29	LAS	22,800	832,600	19.80
FPT	125,500	1,069,462	135.69	IDC	57,800	188,100	10.98
VPB	18,400	3,934,900	73.03	DTD	28,300	370,100	10.78
VCB	87,500	608,597	53.36	SHS	17,100	395,300	6.95
HPG	27,800	1,899,632	53.10	VGS	33,300	156,000	5.36

前五名淨買超

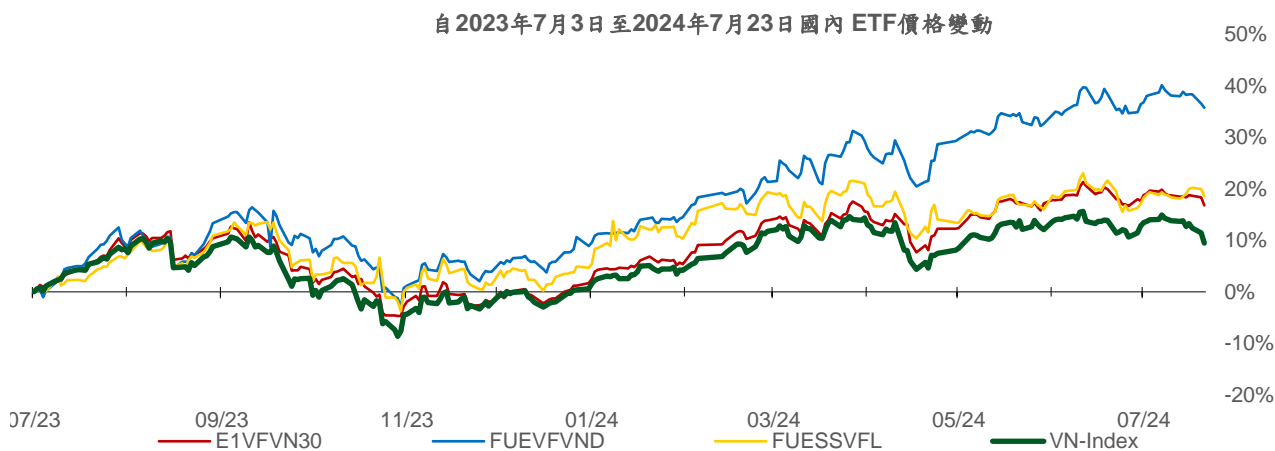
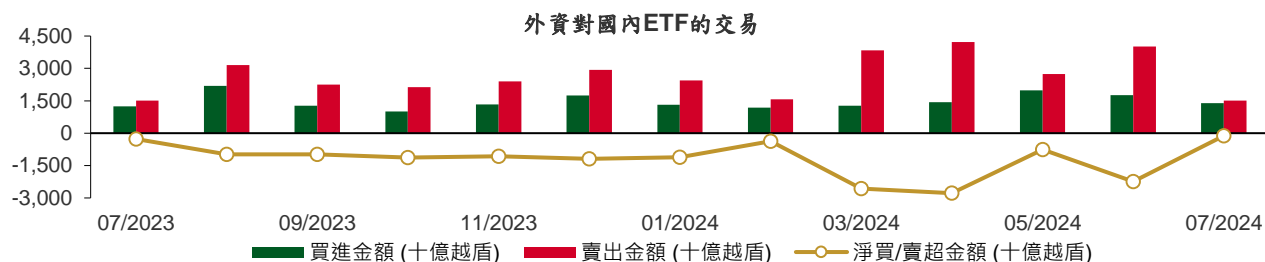
HOSE				HNX			
股票代碼	收盤價 (越盾)	淨買超股數 (股)	淨買超值 (十億越盾)	股票代碼	收盤價 (越盾)	淨買超股數 (股)	淨買超值 (十億越盾)
VNM	65,900	1,509,608	99.56	MBS	31,200	339,500	10.75
VCB	87,500	460,433	40.51	PVS	40,500	127,200	5.09
BCM	66,700	488,300	32.88	TNG	23,500	200,576	4.79
BID	46,000	568,163	26.60	CEO	15,700	67,900	1.09
FUESSVFL	20,850	1,010,700	21.17	IVS	10,600	97,700	1.05

前五名淨賣超

HOSE				HNX			
股票代碼	收盤價 (越盾)	淨賣超股數 (股)	淨賣超值 (十億越盾)	股票代碼	收盤價 (越盾)	淨賣超股數 (股)	淨賣超值 (十億越盾)
DGC	108,400	(1,166,030)	(129.16)	LAS	22,800	(752,900)	(17.92)
TCH	17,200	(1,737,500)	(30.69)	IDC	57,800	(184,930)	(10.80)
VHM	37,850	(778,324)	(29.39)	DTD	28,300	(296,000)	(8.64)
FUEVFN30	32,450	(828,049)	(27.00)	SHS	17,100	(393,887)	(6.93)
DXG	13,500	(1,818,400)	(24.86)	VGS	33,300	(150,080)	(5.16)

ETF 交易

價格統計					外資交易			
ETF 代碼	收盤價 (越盾)	漲跌 (%)	成交量 (股)	成交值 (十億越盾)	ETF 代碼	買進金額 (十億越盾)	賣出金額 (十億越盾)	淨買/賣超值 (十億越盾)
E1VFN30	22,430	-1.3%	834,836	18.89	E1VFN30	16.03	9.78	6.24
FUEMAV30	15,350	-1.4%	1,409	0.02	FUEMAV30	0.00	0.00	(0.00)
FUESSV30	16,060	-0.7%	23,627	0.38	FUESSV30	0.18	0.08	0.10
FUESSV50	19,400	-1.0%	20,600	0.40	FUESSV50	0.04	0.34	(0.29)
FUESSVFL	20,850	-1.1%	1,191,646	24.97	FUESSVFL	22.25	1.08	21.17
FUEVFN30	32,450	-0.6%	2,382,263	77.61	FUEVFN30	23.67	50.67	(27.00)
FUEVN100	17,600	-0.3%	125,558	2.20	FUEVN100	0.01	1.37	(1.36)
FUEIP100	8,410	0.1%	3,002	0.03	FUEIP100	0.00	0.00	0.00
FUEKIV30	8,510	-1.6%	1,500	0.01	FUEKIV30	0.01	0.01	0.00
FUEDCMID	11,900	-0.8%	53,326	0.63	FUEDCMID	0.19	0.41	(0.22)
FUEKIVFS	12,260	-1.8%	200	0.00	FUEKIVFS	0.00	0.00	0.00
FUEMAVND	13,520	-1.8%	59,900	0.81	FUEMAVND	0.53	0.81	(0.28)
FUEFCV50	11,900	-2.2%	7,500	0.09	FUEFCV50	0.00	0.00	0.00
FUEBFVND	12,510	0.0%	0	0.00	FUEBFVND	0.00	0.00	0.00
總計			4,705,367	126.04	總計	62.92	64.56	(1.64)



權證資訊

權證代碼 (*)	收盤價 (越盾)	漲跌 (%)	成交量	到期的天數	標的股票之價格 (越盾)	權證理論價格 (越盾) (**)	與收盤價的差異 (越盾)	履約價格 (越盾)	行使比例 n:1	最後交易日
CACB2304	2,030	-11.4%	24,920	62	24,000	1,916	(114)	19,320	2.5	23/09/2024
CACB2305	930	-13.1%	120,040	76	24,000	806	(124)	20,160	5.0	07/10/2024
CACB2307	670	-15.2%	161,800	27	24,000	613	(57)	21,000	5.0	19/08/2024
CACB2402	690	-17.9%	7,830	79	24,000	246	(444)	26,000	2.0	10/10/2024
CFPT2310	7,990	5.8%	1,900	9	125,500	7,733	(257)	72,970	6.8	01/08/2024
CFPT2313	4,580	1.6%	4,770	15	125,500	4,565	(15)	86,350	8.6	07/08/2024
CFPT2314	5,070	1.8%	30,060	168	125,500	4,687	(383)	86,350	8.6	07/01/2025
CFPT2317	3,070	2.0%	12,550	119	125,500	3,009	(61)	87,210	13.0	19/11/2024
CFPT2401	1,560	4.7%	71,270	134	125,500	900	(660)	124,770	8.6	04/12/2024
CHPG2316	830	-5.7%	760	58	27,800	753	(77)	26,260	3.6	19/09/2024
CHPG2329	1,010	-10.6%	27,290	9	27,800	933	(77)	26,360	1.8	01/08/2024
CHPG2331	740	-6.3%	19,520	76	27,800	631	(109)	25,450	5.5	07/10/2024
CHPG2332	700	-5.4%	38,920	107	27,800	647	(53)	25,910	5.5	07/11/2024
CHPG2333	740	-1.3%	298,050	135	27,800	656	(84)	26,360	5.5	05/12/2024
CHPG2334	640	-4.5%	20,920	168	27,800	507	(133)	26,810	7.3	07/01/2025
CHPG2338	750	0.0%	24,630	72	27,800	653	(97)	27,270	3.6	03/10/2024
CHPG2339	2,550	-3.8%	18,660	163	27,800	1,849	(701)	27,470	1.8	02/01/2025
CHPG2342	810	-9.0%	13,080	119	27,800	724	(86)	21,820	9.1	19/11/2024
CHPG2402	1,430	-7.1%	54,210	300	27,800	1,552	122	28,180	2.7	19/05/2025
CHPG2403	700	-4.1%	168,170	224	27,800	670	(30)	30,500	4.0	04/03/2025
CHPG2404	450	-6.3%	9,190	79	27,800	399	(51)	32,000	2.0	10/10/2024
CHPG2405	540	-5.3%	6,100	112	27,800	470	(70)	33,000	2.0	12/11/2024
CMBB2312	2,470	-22.8%	2,600	9	23,900	2,417	(53)	19,080	2.0	01/08/2024
CMBB2314	1,160	-20.6%	15,160	15	23,900	1,117	(43)	19,570	3.9	07/08/2024
CMBB2315	1,510	-15.2%	131,870	168	23,900	1,262	(248)	19,570	3.9	07/01/2025
CMBB2317	900	-25.0%	43,440	27	23,900	893	(7)	19,570	4.9	19/08/2024
CMBB2318	1,710	-14.9%	49,190	58	23,900	1,635	(75)	17,610	3.9	19/09/2024
CMBB2402	1,800	-21.1%	157,190	300	23,900	1,525	(275)	23,480	2.0	19/05/2025
CMBB2403	1,610	-24.4%	17,720	134	23,900	1,164	(446)	23,000	2.0	04/12/2024
CMBB2404	1,750	-21.2%	200	224	23,900	1,316	(434)	23,500	2.0	04/03/2025
CMSN2311	10	-50.0%	57,900	9	71,000	0	(10)	88,500	8.0	01/08/2024
CMSN2313	340	-5.6%	189,230	76	71,000	192	(148)	80,000	10.0	07/10/2024
CMSN2316	350	-14.6%	710	72	71,000	109	(241)	83,980	10.0	03/10/2024
CMSN2317	1,370	0.0%	0	163	71,000	308	(1,062)	86,870	8.0	02/01/2025
CMSN2401	900	-10.9%	2,690	224	71,000	595	(305)	82,000	8.0	04/03/2025
CMSN2402	760	-8.4%	15,090	112	71,000	435	(325)	83,000	5.0	12/11/2024
CMSN2403	650	-8.5%	3,610	142	71,000	318	(332)	90,000	5.0	12/12/2024
CMWG2310	1,820	-20.5%	6,160	9	62,500	1,699	(121)	54,070	5.0	01/08/2024
CMWG2313	2,300	-10.9%	13,520	15	62,500	2,159	(141)	49,610	6.0	07/08/2024
CMWG2314	1,620	-4.7%	271,520	168	62,500	1,382	(238)	51,590	9.9	07/01/2025
CMWG2316	2,760	-5.8%	24,850	29	62,500	2,502	(258)	47,620	6.0	21/08/2024
CMWG2401	2,170	-7.7%	59,320	300	62,500	2,150	(20)	65,480	4.0	19/05/2025
CMWG2402	1,520	-10.6%	6,800	134	62,500	1,208	(312)	63,490	5.0	04/12/2024
CMWG2403	1,890	-1.1%	160	224	62,500	1,519	(371)	64,490	5.0	04/03/2025
CMWG2404	1,050	-9.5%	30,350	79	62,500	709	(341)	67,960	4.0	10/10/2024
CPOW2314	850	-15.8%	3,650	72	12,850	325	(525)	13,110	2.0	03/10/2024
CPOW2315	1,090	-5.2%	31,910	163	12,850	456	(634)	13,460	2.0	02/01/2025
CSHB2305	350	0.0%	30	72	11,000	74	(276)	12,020	4.8	03/10/2024
CSHB2306	900	-7.2%	1,110	163	11,000	340	(560)	12,240	1.9	02/01/2025
CSTB2313	120	-7.7%	77,840	58	29,000	58	(62)	35,560	5.0	19/09/2024
CSTB2325	100	-44.4%	18,630	9	29,000	28	(72)	31,500	4.0	01/08/2024
CSTB2327	40	-42.9%	77,540	15	29,000	28	(12)	32,000	6.0	07/08/2024
CSTB2328	300	-14.3%	44,950	168	29,000	240	(60)	33,000	8.0	07/01/2025

本日報由富鑫證券股份有限公司研究部發佈，以上所有資訊乃源於可靠之消息來源，但由於證券市場瞬息萬變且受許多不可預測之因素影響，投資人應審慎投資，自負風險。

CSTB2332	140	-22.2%	39,040	72	29,000	76	(64)	35,890	5.0	03/10/2024
CSTB2333	950	-9.5%	72,800	163	29,000	574	(376)	36,110	2.0	02/01/2025
CSTB2334	1,200	-7.0%	110,890	29	29,000	864	(336)	27,000	3.0	21/08/2024
CSTB2337	670	-10.7%	31,200	119	29,000	555	(115)	27,000	7.0	19/11/2024
CSTB2402	1,400	-6.7%	37,400	300	29,000	1,385	(15)	30,000	3.0	19/05/2025
CSTB2403	760	-13.6%	300	134	29,000	645	(115)	30,000	4.0	04/12/2024
CSTB2404	1,040	0.0%	0	224	29,000	778	(262)	31,000	4.0	04/03/2025
CSTB2405	900	-17.4%	4,840	112	29,000	730	(170)	32,500	2.0	12/11/2024
CSTB2406	840	-23.6%	34,420	79	29,000	666	(174)	31,500	2.0	10/10/2024
CSTB2407	530	-18.5%	27,970	142	29,000	413	(117)	33,000	4.0	12/12/2024
CTCB2307	3,890	4.6%	20	9	23,050	3,459	(431)	16,490	1.9	01/08/2024
CTCB2309	4,350	-6.5%	15,050	62	23,050	4,121	(229)	16,970	1.5	23/09/2024
CTCB2310	1,670	-8.7%	64,220	76	23,050	1,594	(76)	16,970	3.9	07/10/2024
CTCB2402	740	-12.9%	31,950	142	23,050	365	(375)	27,500	2.0	12/12/2024
CTPB2306	630	-22.2%	20,760	72	17,750	269	(361)	19,350	1.9	03/10/2024
CTPB2402	1,070	-13.7%	29,000	134	17,750	740	(330)	18,000	1.9	04/12/2024
CVHM2311	10	-50.0%	9,990	9	37,850	0	(10)	60,500	5.0	01/08/2024
CVHM2313	60	0.0%	125,450	76	37,850	22	(38)	50,000	10.0	07/10/2024
CVHM2317	80	0.0%	35,940	72	37,850	13	(67)	52,350	8.0	03/10/2024
CVHM2318	700	0.0%	0	163	37,850	115	(585)	53,460	5.0	02/01/2025
CVHM2402	1,000	1.0%	8,320	224	37,850	872	(128)	41,500	4.0	04/03/2025
CVHM2403	800	0.0%	310	134	37,850	673	(127)	40,500	4.0	04/12/2024
CVHM2404	710	0.0%	17,550	112	37,850	636	(74)	40,000	4.0	12/11/2024
CVHM2405	470	2.2%	2,440	142	37,850	384	(86)	45,000	4.0	12/12/2024
CVIB2304	630	-13.7%	191,420	15	21,100	598	(32)	18,880	3.8	07/08/2024
CVIB2305	500	-5.7%	89,750	168	21,100	381	(119)	20,770	5.7	07/01/2025
CVIB2306	2,160	-26.0%	15,640	29	21,100	2,678	518	16,050	1.9	21/08/2024
CVIB2307	450	-23.7%	35,100	27	21,100	417	(33)	19,820	3.8	19/08/2024
CVIB2402	930	-2.1%	63,040	300	21,100	817	(113)	24,000	2.0	19/05/2025
CVIB2403	400	-9.1%	2,430	79	21,100	209	(191)	24,000	2.0	10/10/2024
CVIB2404	430	-8.5%	6,220	112	21,100	218	(212)	25,000	2.0	12/11/2024
CVIC2308	30	-25.0%	31,420	15	40,850	1	(29)	50,000	10.0	07/08/2024
CVIC2309	110	-8.3%	4,690	76	40,850	34	(76)	52,000	10.0	07/10/2024
CVIC2313	210	0.0%	0	72	40,850	21	(189)	53,460	10.0	03/10/2024
CVIC2314	410	-6.8%	160	163	40,850	171	(239)	54,570	5.0	02/01/2025
CVIC2401	790	1.3%	120	134	40,850	558	(232)	45,500	4.0	04/12/2024
CVIC2402	460	0.0%	8,170	142	40,850	324	(136)	50,000	4.0	12/12/2024
CVIC2403	480	0.0%	2,860	79	40,850	375	(105)	45,000	4.0	10/10/2024
CVNM2310	20	-33.3%	32,790	15	65,900	0	(20)	78,400	9.8	07/08/2024
CVNM2311	330	10.0%	22,910	168	65,900	74	(256)	78,400	9.8	07/01/2025
CVNM2314	80	0.0%	7,030	72	65,900	1	(79)	85,150	7.8	03/10/2024
CVNM2315	600	0.0%	49,720	163	65,900	36	(564)	87,110	3.9	02/01/2025
CVNM2401	1,190	0.9%	41,160	300	65,900	730	(460)	66,000	8.0	19/05/2025
CVNM2402	580	1.8%	40	134	65,900	243	(337)	70,500	8.0	04/12/2024
CVNM2403	720	1.4%	12,640	112	65,900	174	(546)	75,000	4.0	12/11/2024
CVNM2404	870	1.2%	1,760	79	65,900	320	(550)	70,000	4.0	10/10/2024
CVPB2312	200	-35.5%	38,310	9	18,400	107	(93)	19,000	1.8	01/08/2024
CVPB2314	20	100.0%	231,380	15	18,400	1	(19)	21,720	3.6	07/08/2024
CVPB2315	200	0.0%	128,640	168	18,400	114	(86)	22,170	5.4	07/01/2025
CVPB2318	220	0.0%	0	72	18,400	48	(172)	22,230	3.6	03/10/2024
CVPB2319	740	-10.8%	16,680	163	18,400	274	(466)	22,740	1.8	02/01/2025
CVPB2321	360	-2.7%	18,570	27	18,400	234	(126)	17,090	6.6	19/08/2024
CVPB2322	430	-4.4%	2,580	58	18,400	208	(222)	18,990	3.8	19/09/2024
CVPB2401	1,210	-13.6%	178,350	300	18,400	966	(244)	19,940	1.9	19/05/2025
CVPB2402	910	-11.7%	26,010	134	18,400	674	(236)	19,000	2.0	04/12/2024
CVPB2403	1,110	-9.0%	16,690	224	18,400	923	(187)	19,000	2.0	04/03/2025
CVPB2404	590	-15.7%	17,200	79	18,400	389	(201)	19,500	2.0	10/10/2024
CVPB2405	660	-12.0%	15,590	112	18,400	422	(238)	20,000	2.0	12/11/2024
CVPB2406	680	-16.1%	3,340	142	18,400	438	(242)	20,500	2.0	12/12/2024

CVRE2313	20	0.0%	0	9	20,050	0	(20)	29,500	4.0	01/08/2024
CVRE2315	100	0.0%	38,300	76	20,050	2	(98)	30,000	8.0	07/10/2024
CVRE2319	70	0.0%	2,960	72	20,050	1	(69)	31,780	4.0	03/10/2024
CVRE2320	420	-14.3%	590	163	20,050	39	(381)	32,330	2.0	02/01/2025
CVRE2401	500	2.0%	30,750	134	20,050	330	(170)	21,500	4.0	04/12/2024
CVRE2402	530	12.8%	26,020	224	20,050	319	(211)	23,500	4.0	04/03/2025
CVRE2403	370	8.8%	14,170	112	20,050	185	(185)	25,000	2.0	12/11/2024
CVRE2404	510	8.5%	24,110	79	20,050	299	(211)	22,500	2.0	10/10/2024

(*) 歐式交易方式，以現金交易

**）PHS 採用 Black-Scholes 估價方式

長期投資股

股票代碼	證券所	現時價格	目標價*	報告日	預期 2024 年盈利 (十億越盾)
ANV	HOSE	33,000	35,300	05/07/2024	145
DPR	HOSE	41,000	44,600	02/07/2024	350
GEG	HOSE	14,300	18,300	01/07/2024	1,463
GAS	HOSE	76,800	82,900	03/06/2024	11,155
VHC	HOSE	72,000	79,300	28/05/2024	1,117
BSR	UPCOM	21,783	23,200	24/05/2024	5,111
CTD	HOSE	65,500	87,500	24/05/2024	316
IMP	HOSE	82,200	77,200	13/05/2024	383
DGC	HOSE	108,400	118,800	08/05/2024	3,864
FMC	HOSE	49,150	55,100	04/05/2024	343
PVD	HOSE	27,450	31,000	02/05/2024	780
VNM	HOSE	65,900	71,600	22/04/2024	9,245
HDB	HOSE	25,050	31,000	16/04/2024	13,140
STK	HOSE	30,000	38,550	04/04/2024	132
KDH	HOSE	35,500	42,200	22/03/2024	1,198
PVT	HOSE	27,150	34,850	20/03/2024	2,344
MSB	HOSE	14,450	20,700	19/03/2024	5,749
POW	HOSE	12,850	14,500	12/03/2024	1,923
NT2	HOSE	20,250	32,300	07/02/2024	640
VIB	HOSE	21,100	27,000	07/02/2024	9,843
VHM	HOSE	37,850	63,300	26/01/2024	27,904
MSH	HOSE	43,100	55,900	17/01/2024	318
SIP	HOSE	75,500	83,400	10/01/2024	1,123
KBC	HOSE	26,500	36,000	10/01/2024	1,647
IDC	HNX	57,800	56,000	10/01/2024	2,212
CTG	HOSE	32,400	36,375	10/01/2024	23,247
VCB	HOSE	87,500	87,329	10/01/2024	37,497
BID	HOSE	46,000	55,870	10/01/2024	25,522

本日報由富鑫證券股份有限公司研究部發佈，以上所有資訊乃源於可靠之消息來源，但由於證券市場瞬息萬變且受許多不可預測之因素影響，投資人應審慎投資、自負風險。

TCB	HOSE	23,050	45,148	10/01/2024	22,796
MBB	HOSE	23,900	29,592	10/01/2024	23,926
TPB	HOSE	17,750	24,130	10/01/2024	7,508
OCB	HOSE	14,500	19,164	10/01/2024	4,880
ACB	HOSE	24,000	31,952	10/01/2024	18,261
VPB	HOSE	18,400	25,603	10/01/2024	16,420
STB	HOSE	29,000	34,494	10/01/2024	9,865
LPB	HOSE	31,750	18,389	10/01/2024	4,731
SHB	HOSE	11,000	16,146	10/01/2024	10,044
MWG	HOSE	62,500	61,600	10/01/2024	2,325
FRT	HOSE	174,100	119,200	10/01/2024	305
DGW	HOSE	62,000	55,300	10/01/2024	665
PNJ	HOSE	93,800	101,000	10/01/2024	2,357
SAB	HOSE	54,700	83,600	10/01/2024	5,162
HPG	HOSE	27,800	31,200	10/01/2024	15,721
TCM	HOSE	50,000	54,700	10/01/2024	221
PLX	HOSE	45,500	42,300	10/01/2024	4,395
PVS	HNX	40,500	40,300	10/01/2024	1,136
NLG	HOSE	41,100	40,600	10/01/2024	631
VRE	HOSE	20,050	37,700	10/01/2024	4,252

資料來源: PHS 收集

*若除權交易日發生在報告日後將影響目標價

分析師認證

這份報告由 Pham Quang Chuong - 富鑫證券股份公司研究員製作。負責籌備本研究報告之全部或部份內容之研究分析師、策略分析師、研究人員以茲聲明，任何研究分析師、策略分析師、研究人員在於本研究報告所提出之觀點，皆精確反映出其對於該發行機構與證券之個人意見。各研究分析師、策略分析師、研究人員均保證，其報酬在過去與未來，絕對沒有任何一部分是直接或間接與研究分析師、策略分析師、研究人員在此研究報告中所呈現之特定推薦或觀點有關。

評等指標定義

加碼= 預估其未來之潛在上漲空間大於10%。

觀望= 預估其未來之潛在漲跌空間將在下上10%之間。

減碼= 預估其未來之潛在下跌空間大於10%。

未評等= 本股票並不在富鑫證券之評等涵蓋範圍，或者尚未上市。

績效表現根據12個月的總回報(包含股息)所評定。

富鑫證券股份公司

地址：21st Floor, Phu My Hung Building, 08 Hoang Van Thai Street, Tan Phu Ward, District 7, HCMC.

電話號碼：(84-28) 5 413 5479

客服專線：(84-28) 1900 25 23 58

傳真號碼：+84 28 5413 5473

胡志明市

富美興交易室

地址：Ground Floor, CR2-08, 107 Ton Dat Tien, Tan Phu Ward, District 7, Ho Chi Minh City

電話號碼：(84-28) 5 413 5478

傳真號碼：+84 28 5413 5473

Tan Binh 分行

地址：Park Legend Building, 251 Hoang Van Thu Street, Ward 2, Tan Binh District, HCMC

電話號碼：(84-28) 3813 2401

傳真號碼：(84-28) 3813 2415

第三郡分行

地址：4th & 5th Floor, D&D Tower, 458 Nguyen Thi Minh Khai, Ward 2, District 3, HCMC

電話號碼：(84-28) 382 08068

傳真號碼：(84-28) 3820 8206

第一郡分行

地址：Room 1003A, 10th Floor, No. 81-83-83B-85 Ham Nghi Street, Nguyen Thai Binh Ward, District 1, HCMC

電話號碼：(84-28) 3 535 6060

傳真號碼：(84-28) 3 535 2912

河內市

Ha Noi 分行

地址：5th Floor, Vinafor Building, No.127 Lo Duc, Dong Mac Ward, Hai Ba Trung District, Ha Noi

電話號碼：(84-24) 3 933 4566

傳真號碼：(84-24) 3 933 4820

Thanh Xuan 分行

地址：5th Floor, UDIC Complex Building, N04 Hoang Dao Thuy, Trung Hoa Ward, Cau Giay District, Ha Noi

電話號碼：(84-24) 6 250 9999

傳真號碼：(84-24) 6 250 6666

海防市

海防分行

地址：2nd Floor, Eliteco Building No.18 Tran Hung Dao, Hoang Van Thu Ward, Hong Bang District, Hai Phong

電話號碼：(84-225) 384 1810

傳真號碼：(84-225) 384 1801