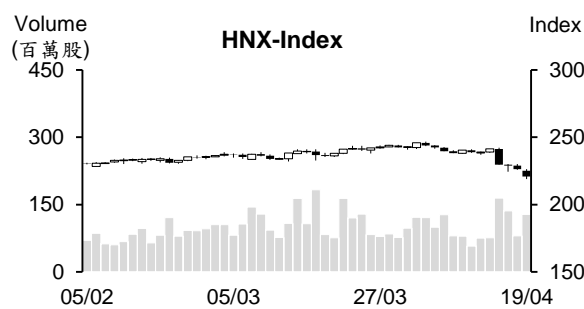
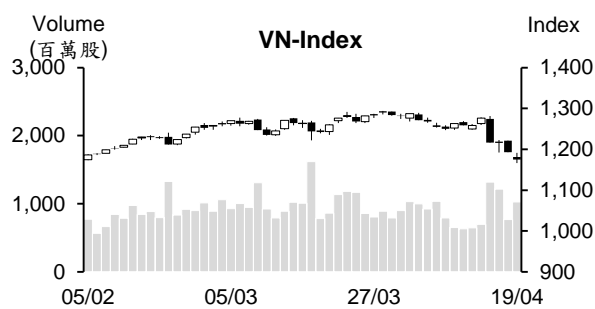


## 越股行情

| 19/04/2024      | HOSE            |               | VN30          |               | HNX           |               |
|-----------------|-----------------|---------------|---------------|---------------|---------------|---------------|
| 收盤價             | 1,174.85        | -1.52%        | 1,194.03      | -1.38%        | 220.80        | -2.39%        |
| 成交股數(百萬股)       | <b>1,070.92</b> | <b>24.59%</b> | <b>316.85</b> | <b>22.45%</b> | <b>129.46</b> | <b>49.39%</b> |
| 撮合股數(百萬股)       | <b>1,025.02</b> | <b>33.73%</b> | <b>300.08</b> | <b>28.10%</b> | <b>127.73</b> | <b>59.73%</b> |
| 與最近 20 日的平均水位相比 | 915.57          | 11.95%        | 261.80        | 14.63%        | 100.63        | 26.94%        |
| 成交值(十億越盾)       | <b>23,714</b>   | <b>24.06%</b> | <b>9,626</b>  | <b>22.77%</b> | <b>2,598</b>  | <b>52.71%</b> |
| 撮合成交值(十億越盾)     | <b>22,490</b>   | <b>32.03%</b> | <b>8,955</b>  | <b>27.40%</b> | <b>2,550</b>  | <b>62.94%</b> |
| 與最近 20 日之平均比較   | 21,808          | 3.13%         | 8,418         | 6.37%         | 2,132         | 19.59%        |
| 上漲家數            | 90              | 16%           | 2             | 7%            | 46            | 19%           |
| 下跌家數            | 405             | 74%           | 25            | 83%           | 141           | 59%           |
| 持平家數            | 54              | 10%           | 3             | 10%           | 53            | 22%           |



## 市場概況

週五(4月19日)亞洲股市普遍下跌,越股也維持走低。雖然午盤交易時段,VN指數在藍籌股的低接買盤進場回升之帶動下出現反盤並回升至平盤價位附近。可惜,賣壓再度出籠,使指數終場仍收低。整體來看,下跌檔數佔多,量能擴增高出平均水位。惟今日外資轉賣為買。

## 技術分析

VN指數連續四個交易日下跌。雖然今日指數回落至MA200均線之下,但指數仍趨於1160-1190需求區。特別是今日K線出現“Spinning”型,量能同步擴增,加上盤中指數波動幅度收窄,顯示雖然賣壓湧現,但低接買盤進場也同步提升。我們因之預期指數有機會出現T+日反彈;河內部分,相較於HOSE盤勢,HNX指數走勢不明,然指數仍趨於220-225需求區,預期HNX指數可能將出現反彈。操作上建議投資人待盤勢反彈時將投資部位調降至底比率;對於持有多現金之投資人可對於回落至支撐的超賣股以小額度加碼。

## 建議股名單: DHT (加碼)

(請參考第2頁)

## 當日調整股名單

| 次號 | 股票代碼 | 評等 | 評等日      | 現時價格  | 買入區間 | 持股表現 | 目標價 | 預期獲利 | 停損價 | 預期損失  | 備註      |
|----|------|----|----------|-------|------|------|-----|------|-----|-------|---------|
| 1  | DHT  | 加碼 | 22/04/24 | 27.30 | 27.3 | 0.0% | 30  | 9.9% | 26  | -4.8% | 積累上漲動能。 |

## 投資組合部位

| 次號 | 股票代碼 | 評等 | 評等日      | 現時價格  | 買入區間  | 持股表現   | 目標價  | 預期獲利  | 停損價  | 預期損失  | 備註 |
|----|------|----|----------|-------|-------|--------|------|-------|------|-------|----|
| 1  | CEO  | 加碼 | 21/03/24 | 17.70 | 22.6  | -21.7% | 25.5 | 12.8% | 21.4 | -5.3% |    |
| 2  | DXP  | 加碼 | 29/03/24 | 12.7  | 14.3  | -11.2% | 17   | 18.9% | 13.4 | -6%   |    |
| 3  | HPG  | 加碼 | 15/04/24 | 27.8  | 29.95 | -7.2%  | 33   | 10.2% | 28.8 | -4%   |    |
| 4  | NLG  | 加碼 | 19/04/24 | 36.00 | 38    | -5.3%  | 41   | 7.9%  | 36   | -5%   |    |

### 自 4 月 19 日越南國家銀行 (SBV) 將賣出美元以干預外匯市場

4 月 19 日上午越南國家銀行 (SBV) 召開 2024 年第一季銀行營運績效之發布會。貨幣政策局局長 Pham Chi Quang 先生表示，SBV 將採取強勢措施來干預外匯市場。自 4 月 19 日起，SBV 將以 1 美元 25,450 越盾之價格賣出美元給外匯呈現負數的銀行以將其狀態由負轉為正 (零數)。

### 授信在 3 月底成長 1.34%

截至 3 月 29 日為止，授信較 2023 年底增長 1.34%，遠低於前幾年同期。在個月 (自 2 月底到 3 月底)，授信成長逾 2% (撥出資金約 279.5 兆越盾)。

### 今年前幾個月橡膠出口明顯回升

據海關總局之統計數據顯示，2024 年前三個月橡膠出口量及出口值較去年同期分別增長 8.5% 及 14.3% 至 41.431 萬噸及 6.073 億美元。其中 3 月橡膠出口量較 2 月擴增 32.3% 至近 11.61 萬噸及出口值亦同步擴增 38.8% 至 1.803 億美元，較去年同期分別增加 0.2% 及 10%。至於出口價格，3 月橡膠平均出口價格為每噸 1,554 美元，較 2 月上漲 4.9% 及較去年同期上漲 9.9%。今年第一季平均出口價格上漲 5.3% 至每噸 1,466 美元。

2024 年 3 月中 國為越南最大橡膠出口市場，佔整體橡膠出口量的 52.83%。越南對中國的橡膠出口量較 2 月成長 4.5% 至近 6.134 萬噸，出口值也成長 7.9% 至 9,072 萬美元。今年前三個月越南橡膠對中國的出口量萎縮 1.6% 至 28.785 萬噸，但出口值增長 2.7% 至 4.07 億美元。

資料來源：Cafef、Fireant、Vietnambiz

### **MBB 股東大會：2024 年經營計畫較為保守且將計畫股息比率為 20%**

越南軍隊股份銀行 (MBBank, HoSE: MBB) 於 4 月 19 日上午召開 2024 年股東大會。對於 2023 年利潤分配方案，在提存相關基金後，2023 年剩下的稅後盈餘近 14.774 兆越盾，累計保留盈餘為 18.952 兆越盾。銀行計畫將 10.613 兆越盾來發放股息，比率共為 20% (現金及股票股利比率分別為 5% 及 15%)。預期發放時間為 2024 年。

2024 年銀行計畫增資 8.579 兆越盾，包括：(一) 發放股票股利以增資 7.959 兆越盾、(二) 在 2024 年或 2025 年第二季私募募集 6200 億越盾。預期在發行新股後，MBB 註冊資本將擴增至 61.643 兆越盾。

MBB 計畫今年稅前盈餘將成長 6%-8% 至 27.884-28.411 兆越盾、資產總額將擴增 13% 至近 1,068 兆越盾 (資產突破 1,000 兆越盾的前五名銀行)、授信將成長 15-16% (依 SBV 之訂定) 以及股息比率為 10-20%。

### **4 月 19 日 VPBank 調升短期存款利率**

自 4 月 19 日 VPBank 將 1 個月、2 至 5 個月的年存款利率分別調升 0.2-0.3% (採用於低於 100 億越盾之存款) 至 2.7% 及 3%。6 至 11 個月、12 至 8 個月及 24 至 36 個月期的年存款利率分別維持在 4.2%、4.8% 及 5.2%。對於 100 億越盾至低於 500 億越盾的存款可多享有 0.1% 的利率、對於高出 500 億越盾的存款可多享有 0.2% 的利率。

### **今年第一季 FMC 獲利近 500 億越盾**

據 Sao Ta 食品股份公司 (HoSE: FMC) 公佈有關 2024 年第一季度經營結果之數據顯示，營收淨額增長 45% 至 1.46 兆越盾、銷售成本亦上升 47% 至 1.364 兆越盾、毛利成長 19.7% 至 963 億越盾。另外，財務營收及費用分別縮減 5% 及 40% 至 170 億越盾及 62 億越盾，銷售及行政管理費用則分別擴增 26.7% 及 28% 至 300 億多越盾及 196 億越盾。總計，第一季 FMC 稅後盈餘較去年同期成長 13.8% 至 497 億越盾。

公司計畫 2024 年銷售總額將成長 5% 至 2.1 億美元、合併稅前盈餘將增長 5.2% 至 3,200 億越盾及加工蝦類產量將由去年的 21,198 噸增加 5.2% 至 22,300 噸。

資料來源：Cafef、Vietstock

## 市場統計

### 撮合統計

#### 推升指數上漲的前五名股票

| HOSE |             |         |           | HNX  |              |         |           |
|------|-------------|---------|-----------|------|--------------|---------|-----------|
| 股票代碼 | 收盤價<br>(越盾) | 漲跌<br>% | 影響指數<br>% | 股票代碼 | 收盤價<br>(VND) | 漲跌<br>% | 影響指數<br>% |
| BID  | 48,350      | 0.52%   | 0.03%     | SZB  | 43,000       | 9.69%   | 0.04%     |
| MSB  | 13,450      | 1.89%   | 0.01%     | TKU  | 17,600       | 10.00%  | 0.03%     |
| QCG  | 17,850      | 6.89%   | 0.01%     | HTP  | 14,300       | 5.15%   | 0.02%     |
| TCM  | 44,200      | 6.89%   | 0.01%     | PGS  | 29,900       | 3.10%   | 0.02%     |
| VCF  | 224,000     | 3.80%   | 0.00%     | DHT  | 27,300       | 2.25%   | 0.02%     |

#### 拖累指數的前五名股票

| HOSE |             |         |           | HNX  |             |         |           |
|------|-------------|---------|-----------|------|-------------|---------|-----------|
| 股票代碼 | 收盤價<br>(越盾) | 漲跌<br>% | 影響指數<br>% | 股票代碼 | 收盤價<br>(越盾) | 漲跌<br>% | 影響指數<br>% |
| VIC  | 42,600      | -5.33%  | -0.19%    | SHS  | 17,400      | -6.45%  | -0.33%    |
| CTG  | 31,600      | -3.36%  | -0.12%    | IDC  | 51,800      | -4.95%  | -0.30%    |
| FPT  | 109,000     | -2.50%  | -0.07%    | MBS  | 25,600      | -5.19%  | -0.21%    |
| BCM  | 51,600      | -4.97%  | -0.06%    | VIF  | 15,500      | -8.28%  | -0.17%    |
| GVR  | 28,100      | -1.92%  | -0.05%    | CEO  | 17,700      | -6.84%  | -0.16%    |

#### 前五名成交量

| HOSE |             |         |            | HNX  |             |         |             |
|------|-------------|---------|------------|------|-------------|---------|-------------|
| 股票代碼 | 收盤價<br>(越盾) | 漲跌<br>% | 成交量<br>(股) | 股票代碼 | 收盤價<br>(越盾) | 漲跌<br>% | 成交量<br>(千股) |
| VIX  | 16,300      | -4.12%  | 47,427,441 | SHS  | 17,400      | -6.45%  | 44,790,623  |
| DIG  | 27,400      | -4.86%  | 38,948,921 | CEO  | 17,700      | -6.84%  | 14,570,926  |
| NVL  | 14,450      | -3.99%  | 38,524,697 | PVS  | 38,400      | -0.52%  | 10,273,658  |
| SHB  | 11,150      | 0.45%   | 38,204,965 | MBS  | 25,600      | -5.19%  | 8,296,590   |
| SSI  | 33,200      | -3.49%  | 29,572,429 | HUT  | 16,800      | -1.75%  | 4,370,199   |

#### 前五名成交值

| HOSE |             |         |               | HNX  |             |         |               |
|------|-------------|---------|---------------|------|-------------|---------|---------------|
| 股票代碼 | 收盤價<br>(越盾) | 漲跌<br>% | 成交值<br>(十億越盾) | 股票代碼 | 收盤價<br>(越盾) | 漲跌<br>% | 成交值<br>(十億越盾) |
| DIG  | 27,400      | -4.86%  | 1,090.9       | SHS  | 17,400      | -6.45%  | 799.1         |
| SSI  | 33,200      | -3.49%  | 1,001.0       | PVS  | 38,400      | -0.52%  | 398.9         |
| VIX  | 16,300      | -4.12%  | 784.6         | CEO  | 17,700      | -6.84%  | 265.9         |
| HPG  | 27,800      | -0.71%  | 730.5         | MBS  | 25,600      | -5.19%  | 216.4         |
| MBB  | 22,700      | -1.73%  | 643.8         | IDC  | 51,800      | -4.95%  | 172.6         |

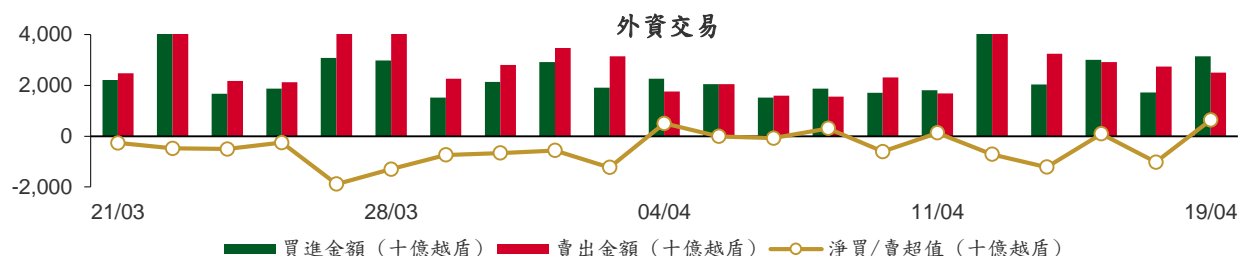
## 議價交易

### 前五名股

| HOSE |            |               | HNX  |            |               |
|------|------------|---------------|------|------------|---------------|
| 股票代碼 | 成交量<br>(股) | 成交值<br>(十億越盾) | 股票代碼 | 成交量<br>(股) | 成交值<br>(十億越盾) |
| FPT  | 2,490,000  | 297.80        | GKM  | 988,700    | 31.42         |
| HDB  | 8,582,000  | 197.39        | IDC  | 90,000     | 5.26          |
| FCN  | 7,000,000  | 101.50        | DNP  | 240,000    | 4.56          |
| KOS  | 2,382,100  | 95.16         | MAC  | 210,400    | 2.63          |
| MBB  | 3,412,574  | 79.04         | SHS  | 140,000    | 2.48          |

## 外資交易行情 (股票)

| 證交所       | 買進成交量<br>(百萬股) | 買進金額<br>(十億越盾)  | 賣出成交量<br>(百萬股) | 賣出金額<br>(十億越盾)  | 淨買/賣成<br>交易<br>(百萬股) | 淨買/賣超值<br>(十億越盾) |
|-----------|----------------|-----------------|----------------|-----------------|----------------------|------------------|
| HOSE      | 109.47         | 3,016.57        | 90.10          | 2,336.75        | 19.37                | 679.82           |
| HNX       | 4.77           | 119.90          | 6.57           | 163.35          | (1.80)               | (43.45)          |
| <b>總計</b> | <b>114.24</b>  | <b>3,136.47</b> | <b>96.66</b>   | <b>2,500.09</b> | <b>17.58</b>         | <b>636.38</b>    |



### 前五名買進

| HOSE |             |            |               | HNX  |             |            |               |
|------|-------------|------------|---------------|------|-------------|------------|---------------|
| 股票代碼 | 收盤價<br>(越盾) | 成交量<br>(股) | 成交值<br>(十億越盾) | 股票代碼 | 收盤價<br>(越盾) | 成交量<br>(股) | 成交值<br>(十億越盾) |
| FPT  | 109,000     | 2,490,000  | 297.80        | PVS  | 38,400      | 1,119,200  | 43.51         |
| HPG  | 27,800      | 6,513,350  | 182.07        | SHS  | 17,400      | 1,215,100  | 21.31         |
| VNM  | 64,200      | 1,924,700  | 123.05        | CEO  | 17,700      | 961,000    | 17.36         |
| DIG  | 27,400      | 4,145,720  | 115.12        | MBS  | 25,600      | 441,900    | 11.46         |
| VND  | 18,900      | 5,267,490  | 100.60        | BVS  | 32,400      | 302,700    | 9.78          |

### 前五名賣出

| HOSE |             |            |               | HNX  |             |            |               |
|------|-------------|------------|---------------|------|-------------|------------|---------------|
| 股票代碼 | 收盤價<br>(越盾) | 成交量<br>(股) | 成交值<br>(十億越盾) | 股票代碼 | 收盤價<br>(越盾) | 成交量<br>(股) | 成交值<br>(十億越盾) |
| FPT  | 109,000     | 2,496,600  | 298.53        | IDC  | 51,800      | 904,317    | 47.52         |
| MWG  | 48,200      | 2,559,400  | 124.00        | SHS  | 17,400      | 1,881,547  | 34.12         |
| VHM  | 41,500      | 2,912,792  | 118.96        | PVS  | 38,400      | 549,474    | 21.37         |
| HPG  | 27,800      | 3,584,347  | 100.16        | MBS  | 25,600      | 663,425    | 17.44         |
| MBB  | 22,700      | 3,424,374  | 79.31         | CEO  | 17,700      | 432,926    | 8.00          |

### 前五名淨買超

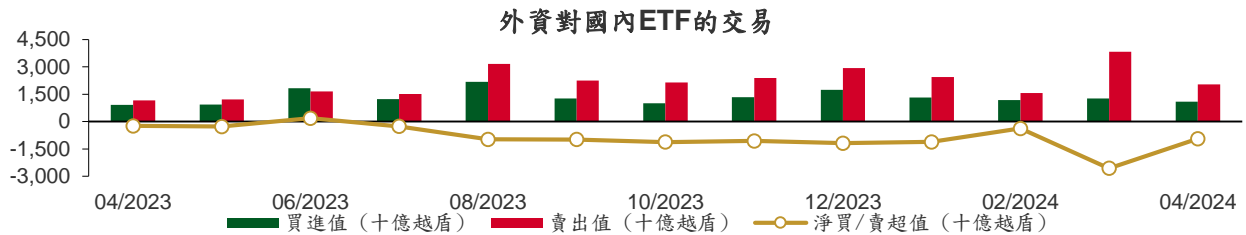
| HOSE |             |              |                | HNX  |             |              |                |
|------|-------------|--------------|----------------|------|-------------|--------------|----------------|
| 股票代碼 | 收盤價<br>(越盾) | 淨買超股數<br>(股) | 淨買超值<br>(十億越盾) | 股票代碼 | 收盤價<br>(越盾) | 淨買超股數<br>(股) | 淨買超值<br>(十億越盾) |
| VNM  | 64,200      | 1,463,585    | 93.56          | PVS  | 38,400      | 569,726      | 22.13          |
| DIG  | 27,400      | 3,279,200    | 90.78          | CEO  | 17,700      | 528,074      | 9.35           |
| VND  | 18,900      | 4,676,423    | 89.40          | BVS  | 32,400      | 212,200      | 6.85           |
| HPG  | 27,800      | 2,929,003    | 81.91          | TNG  | 19,700      | 204,700      | 4.07           |
| VCI  | 45,000      | 1,479,106    | 67.09          | IPA  | 12,700      | 41,400       | 0.54           |

前五名淨賣超

| HOSE |             |              |                | HNX  |             |              |                |
|------|-------------|--------------|----------------|------|-------------|--------------|----------------|
| 股票代碼 | 收盤價<br>(越盾) | 淨賣超股數<br>(股) | 淨賣超值<br>(十億越盾) | 股票代碼 | 收盤價<br>(越盾) | 淨賣超股數<br>(股) | 淨賣超值<br>(十億越盾) |
| MWG  | 48,200      | (2,020,950)  | (97.90)        | IDC  | 51,800      | (789,017)    | (41.43)        |
| SHB  | 11,150      | (6,822,056)  | (76.69)        | SHS  | 17,400      | (666,447)    | (12.81)        |
| VIC  | 42,600      | (1,403,425)  | (60.61)        | VGS  | 24,300      | (243,900)    | (6.32)         |
| HDB  | 22,250      | (2,625,162)  | (58.58)        | MBS  | 25,600      | (221,525)    | (5.97)         |
| VHM  | 41,500      | (1,088,442)  | (44.57)        | HUT  | 16,800      | (258,264)    | (4.30)         |

ETF 交易

| 價格統計      |             |           |                   |               | 外資交易      |                |                |                  |
|-----------|-------------|-----------|-------------------|---------------|-----------|----------------|----------------|------------------|
| ETF 代碼    | 收盤價<br>(越盾) | 漲跌<br>(%) | 成交量<br>(股)        | 成交值<br>(十億越盾) | ETF 代碼    | 買進金額<br>(十億越盾) | 賣出金額<br>(十億越盾) | 淨買/賣超值<br>(十億越盾) |
| E1VFN30   | 20,670      | -1.9%     | 3,707,556         | 76.81         | E1VFN30   | 69.77          | 63.66          | 6.12             |
| FUEMAV30  | 14,120      | -2.2%     | 16,700            | 0.24          | FUEMAV30  | 0.20           | 0.05           | 0.15             |
| FUESSV30  | 14,900      | -0.3%     | 106,800           | 1.58          | FUESSV30  | 1.17           | 1.34           | (0.17)           |
| FUESSV50  | 18,040      | -2.8%     | 9,000             | 0.17          | FUESSV50  | 0.01           | 0.09           | (0.08)           |
| FUESSVFL  | 19,400      | -1.0%     | 641,999           | 12.41         | FUESSVFL  | 7.01           | 4.84           | 2.17             |
| FUEVFVND  | 28,800      | -1.3%     | 2,458,842         | 70.98         | FUEVFVND  | 42.04          | 51.86          | (9.82)           |
| FUEVN100  | 15,950      | -1.9%     | 409,382           | 6.55          | FUEVN100  | 0.84           | 4.67           | (3.83)           |
| FUEIP100  | 7,000       | -4.1%     | 1,100             | 0.01          | FUEIP100  | 0.00           | 0.00           | 0.00             |
| FUEKIV30  | 8,400       | -0.6%     | 6,035,400         | 48.41         | FUEKIV30  | 48.30          | 48.41          | (0.11)           |
| FUEDCMID  | 11,190      | -2.7%     | 148,982           | 1.62          | FUEDCMID  | 0.22           | 1.11           | (0.89)           |
| FUEKIVFS  | 11,330      | -3.1%     | 200               | 0.00          | FUEKIVFS  | 0.00           | 0.00           | 0.00             |
| FUEMAVND  | 12,170      | -1.6%     | 700               | 0.01          | FUEMAVND  | 0.00           | 0.01           | (0.01)           |
| FUEFCV50  | 11,950      | 0.0%      | 5,700             | 0.07          | FUEFCV50  | 0.00           | 0.00           | 0.00             |
| FUEBFVND  | 12,510      | 0.0%      | 0                 | 0.00          | FUEBFVND  | 0.00           | 0.00           | 0.00             |
| <b>總計</b> |             |           | <b>13,542,361</b> | <b>218.85</b> | <b>總計</b> | <b>169.57</b>  | <b>176.03</b>  | <b>(6.47)</b>    |



本日報由富鑫證券股份有限公司研究部發佈，以上所有資訊乃源於可靠之消息來源，但由於證券市場瞬息萬變且受許多不可預測之因素影響，投資人應審慎投資、自負風險。

## 權證資訊

| 權證代碼 (*) | 收盤價<br>(越盾) | 漲跌<br>(%) | 成交量     | 到期的<br>天數 | 標的股票<br>之價格<br>(越盾) | 權證理<br>論價格<br>(越盾)<br>(**) | 與收盤價<br>的差異<br>(越盾) | 履約價<br>格(越盾) | 行使比<br>例 n:1 | 最後交易日      |
|----------|-------------|-----------|---------|-----------|---------------------|----------------------------|---------------------|--------------|--------------|------------|
| CACB2304 | 1,830       | -7.1%     | 10,160  | 157       | 26,600              | 1,414                      | (416)               | 23,000       | 3.0          | 23/09/2024 |
| CACB2305 | 810         | 0.0%      | 25,610  | 171       | 26,600              | 594                        | (216)               | 24,000       | 6.0          | 07/10/2024 |
| CACB2306 | 1,720       | -5.5%     | 125,180 | 90        | 26,600              | 1,607                      | (113)               | 22,000       | 3.0          | 18/07/2024 |
| CACB2307 | 570         | -3.4%     | 16,510  | 122       | 26,600              | 433                        | (137)               | 25,000       | 6.0          | 19/08/2024 |
| CACB2401 | 1,320       | 0.0%      | 360     | 59        | 26,600              | 1,063                      | (257)               | 25,000       | 2.0          | 17/06/2024 |
| CFPT2309 | 3,690       | -9.6%     | 400     | 13        | 109,000             | 3,673                      | (17)                | 80,060       | 7.9          | 02/05/2024 |
| CFPT2310 | 3,490       | -8.6%     | 11,120  | 104       | 109,000             | 3,184                      | (306)               | 84,510       | 7.9          | 01/08/2024 |
| CFPT2313 | 1,680       | -9.7%     | 335,970 | 110       | 109,000             | 1,136                      | (544)               | 100,000      | 10.0         | 07/08/2024 |
| CFPT2314 | 2,340       | -7.9%     | 26,990  | 263       | 109,000             | 1,431                      | (909)               | 100,000      | 10.0         | 07/01/2025 |
| CFPT2315 | 4,070       | 0.0%      | 0       | 3         | 109,000             | 3,628                      | (442)               | 80,000       | 8.0          | 22/04/2024 |
| CFPT2316 | 2,900       | -6.8%     | 17,920  | 90        | 109,000             | 2,752                      | (148)               | 82,000       | 10.0         | 18/07/2024 |
| CFPT2317 | 1,280       | -8.6%     | 19,170  | 214       | 109,000             | 851                        | (429)               | 101,000      | 15.0         | 19/11/2024 |
| CFPT2318 | 2,130       | -3.6%     | 1,690   | 83        | 109,000             | 1,444                      | (686)               | 99,000       | 8.0          | 11/07/2024 |
| CHDB2306 | 1,110       | -13.3%    | 35,010  | 66        | 22,250              | 891                        | (219)               | 19,340       | 3.5          | 24/06/2024 |
| CHPG2309 | 1,400       | 0.0%      | 99,480  | 33        | 27,800              | 1,345                      | (55)                | 24,000       | 3.0          | 22/05/2024 |
| CHPG2315 | 1,500       | 0.0%      | 0       | 62        | 27,800              | 484                        | (1,016)             | 27,780       | 4.0          | 20/06/2024 |
| CHPG2316 | 870         | -2.3%     | 25,290  | 153       | 27,800              | 646                        | (224)               | 28,890       | 4.0          | 19/09/2024 |
| CHPG2319 | 370         | -5.1%     | 24,970  | 66        | 27,800              | 276                        | (94)                | 30,110       | 4.0          | 24/06/2024 |
| CHPG2322 | 1,050       | -0.9%     | 2,380   | 87        | 27,800              | 710                        | (340)               | 30,000       | 2.0          | 15/07/2024 |
| CHPG2326 | 270         | -12.9%    | 249,340 | 13        | 27,800              | 263                        | (7)                 | 27,500       | 4.0          | 02/05/2024 |
| CHPG2328 | 360         | -44.6%    | 4,670   | 13        | 27,800              | 299                        | (61)                | 28,500       | 2.0          | 02/05/2024 |
| CHPG2329 | 940         | -14.6%    | 22,920  | 104       | 27,800              | 996                        | 56                  | 29,000       | 2.0          | 01/08/2024 |
| CHPG2331 | 600         | -3.2%     | 234,030 | 171       | 27,800              | 524                        | (76)                | 28,000       | 6.0          | 07/10/2024 |
| CHPG2332 | 610         | -7.6%     | 201,910 | 202       | 27,800              | 536                        | (74)                | 28,500       | 6.0          | 07/11/2024 |
| CHPG2333 | 650         | 1.6%      | 56,200  | 230       | 27,800              | 543                        | (107)               | 29,000       | 6.0          | 05/12/2024 |
| CHPG2334 | 510         | -3.8%     | 98,540  | 263       | 27,800              | 417                        | (93)                | 29,500       | 8.0          | 07/01/2025 |
| CHPG2336 | 260         | -31.6%    | 5,800   | 13        | 27,800              | 188                        | (72)                | 28,110       | 4.0          | 02/05/2024 |
| CHPG2337 | 480         | -15.8%    | 4,600   | 75        | 27,800              | 342                        | (138)               | 29,670       | 4.0          | 03/07/2024 |
| CHPG2338 | 880         | 2.3%      | 6,100   | 167       | 27,800              | 577                        | (303)               | 30,000       | 4.0          | 03/10/2024 |
| CHPG2339 | 2,830       | -2.1%     | 720     | 258       | 27,800              | 1,517                      | (1,313)             | 30,220       | 2.0          | 02/01/2025 |
| CHPG2340 | 1,010       | -12.2%    | 540     | 3         | 27,800              | 936                        | (74)                | 25,000       | 3.0          | 22/04/2024 |
| CHPG2341 | 710         | -10.1%    | 12,480  | 90        | 27,800              | 729                        | 19                  | 30,000       | 2.0          | 18/07/2024 |
| CHPG2342 | 760         | 0.0%      | 31,780  | 214       | 27,800              | 568                        | (192)               | 24,000       | 10.0         | 19/11/2024 |
| CHPG2343 | 700         | 1.5%      | 37,360  | 54        | 27,800              | 568                        | (132)               | 28,000       | 3.0          | 12/06/2024 |
| CHPG2401 | 400         | -24.5%    | 12,800  | 59        | 27,800              | 255                        | (145)               | 31,000       | 3.0          | 17/06/2024 |
| CMBB2306 | 3,600       | -8.9%     | 9,460   | 33        | 22,700              | 3,394                      | (206)               | 16,970       | 1.7          | 22/05/2024 |
| CMBB2309 | 990         | -7.5%     | 78,880  | 13        | 22,700              | 930                        | (60)                | 19,000       | 4.0          | 02/05/2024 |
| CMBB2311 | 1,880       | -14.2%    | 3,550   | 13        | 22,700              | 1,859                      | (21)                | 19,000       | 2.0          | 02/05/2024 |
| CMBB2312 | 2,230       | 0.9%      | 11,870  | 104       | 22,700              | 1,813                      | (417)               | 19,500       | 2.0          | 01/08/2024 |
| CMBB2314 | 1,000       | -13.0%    | 239,160 | 110       | 22,700              | 816                        | (184)               | 20,000       | 4.0          | 07/08/2024 |
| CMBB2315 | 1,350       | -8.2%     | 29,650  | 263       | 22,700              | 1,003                      | (347)               | 20,000       | 4.0          | 07/01/2025 |
| CMBB2316 | 500         | -16.7%    | 27,220  | 13        | 22,700              | 472                        | (28)                | 18,000       | 10.0         | 02/05/2024 |
| CMBB2317 | 730         | -14.1%    | 201,580 | 122       | 22,700              | 666                        | (64)                | 20,000       | 5.0          | 19/08/2024 |
| CMBB2318 | 1,480       | -3.9%     | 6,380   | 153       | 22,700              | 1,272                      | (208)               | 18,000       | 4.0          | 19/09/2024 |
| CMBB2401 | 1,840       | -27.8%    | 2,420   | 59        | 22,700              | 1,484                      | (356)               | 20,000       | 2.0          | 17/06/2024 |
| CMSN2302 | 1,040       | -8.0%     | 12,080  | 33        | 66,500              | 552                        | (488)               | 66,000       | 6.0          | 22/05/2024 |
| CMSN2307 | 270         | 0.0%      | 3,490   | 66        | 66,500              | 46                         | (224)               | 83,000       | 10.0         | 24/06/2024 |
| CMSN2311 | 350         | -25.5%    | 12,150  | 104       | 66,500              | 68                         | (282)               | 88,500       | 8.0          | 01/08/2024 |
| CMSN2313 | 730         | 1.4%      | 4,350   | 171       | 66,500              | 269                        | (461)               | 80,000       | 10.0         | 07/10/2024 |
| CMSN2315 | 70          | -70.8%    | 24,790  | 13        | 66,500              | 0                          | (70)                | 82,000       | 10.0         | 02/05/2024 |
| CMSN2316 | 540         | -25.0%    | 110,750 | 167       | 66,500              | 191                        | (349)               | 83,980       | 10.0         | 03/10/2024 |
| CMSN2317 | 970         | -4.9%     | 10,840  | 258       | 66,500              | 349                        | (621)               | 86,870       | 8.0          | 02/01/2025 |

本日報由富鑫證券股份有限公司研究部發佈，以上所有資訊乃源於可靠之消息來源，但由於證券市場瞬息萬變且受許多不可預測之因素影響，投資人應審慎投資、自負風險。



|          |       |        |         |     |        |       |       |        |      |            |
|----------|-------|--------|---------|-----|--------|-------|-------|--------|------|------------|
| CMWG2305 | 3,170 | -14.6% | 1,920   | 33  | 48,200 | 3,159 | (11)  | 35,660 | 4.0  | 22/05/2024 |
| CMWG2309 | 70    | -81.6% | 54,530  | 13  | 48,200 | 29    | (41)  | 54,000 | 5.0  | 02/05/2024 |
| CMWG2310 | 660   | -15.4% | 3,800   | 104 | 48,200 | 423   | (237) | 54,500 | 5.0  | 01/08/2024 |
| CMWG2312 | 20    | -96.7% | 33,330  | 4   | 48,200 | 0     | (20)  | 56,000 | 3.0  | 23/04/2024 |
| CMWG2313 | 780   | -12.4% | 75,360  | 110 | 48,200 | 619   | (161) | 50,000 | 6.0  | 07/08/2024 |
| CMWG2314 | 750   | -8.5%  | 163,640 | 263 | 48,200 | 551   | (199) | 52,000 | 10.0 | 07/01/2025 |
| CMWG2315 | 110   | -15.4% | 32,800  | 13  | 48,200 | 62    | (48)  | 48,890 | 20.0 | 02/05/2024 |
| CMWG2316 | 930   | 0.0%   | 136,780 | 124 | 48,200 | 812   | (118) | 48,000 | 6.0  | 21/08/2024 |
| CMWG2317 | 50    | -83.9% | 150     | 3   | 48,200 | 38    | (12)  | 50,000 | 6.0  | 22/04/2024 |
| CMWG2318 | 1,400 | -8.5%  | 59,560  | 90  | 48,200 | 1,292 | (108) | 42,000 | 6.0  | 18/07/2024 |
| CNVL2305 | 990   | -7.5%  | 1,210   | 66  | 14,450 | 173   | (817) | 17,000 | 4.0  | 24/06/2024 |
| CPDR2305 | 2,020 | -19.2% | 12,740  | 66  | 26,200 | 1,632 | (388) | 20,220 | 4.0  | 24/06/2024 |
| CPOW2306 | 40    | -81.8% | 10,270  | 66  | 10,600 | 0     | (40)  | 16,000 | 2.0  | 24/06/2024 |
| CPOW2309 | 30    | -85.7% | 92,720  | 26  | 10,600 | 0     | (30)  | 14,500 | 2.0  | 15/05/2024 |
| CPOW2313 | 210   | -16.0% | 57,560  | 75  | 10,600 | 39    | (171) | 12,890 | 2.0  | 03/07/2024 |
| CPOW2314 | 470   | -11.3% | 22,800  | 167 | 10,600 | 122   | (348) | 13,110 | 2.0  | 03/10/2024 |
| CPOW2315 | 690   | -9.2%  | 26,600  | 258 | 10,600 | 185   | (505) | 13,460 | 2.0  | 02/01/2025 |
| CSHB2302 | 130   | -48.0% | 11,480  | 13  | 11,150 | 32    | (98)  | 12,000 | 2.0  | 02/05/2024 |
| CSHB2303 | 480   | -2.0%  | 95,290  | 74  | 11,150 | 161   | (319) | 12,350 | 2.0  | 02/07/2024 |
| CSHB2304 | 310   | 10.7%  | 5,160   | 75  | 11,150 | 107   | (203) | 11,670 | 5.0  | 03/07/2024 |
| CSHB2305 | 380   | 26.7%  | 980     | 167 | 11,150 | 123   | (257) | 12,560 | 5.0  | 03/10/2024 |
| CSHB2306 | 1,160 | 3.6%   | 23,100  | 258 | 11,150 | 414   | (746) | 12,780 | 2.0  | 02/01/2025 |
| CSTB2306 | 300   | -48.3% | 460,880 | 33  | 26,800 | 183   | (117) | 30,000 | 2.0  | 22/05/2024 |
| CSTB2312 | 120   | -52.0% | 37,850  | 62  | 26,800 | 51    | (69)  | 33,330 | 5.0  | 20/06/2024 |
| CSTB2313 | 250   | 4.2%   | 21,220  | 153 | 26,800 | 130   | (120) | 35,560 | 5.0  | 19/09/2024 |
| CSTB2316 | 140   | -46.2% | 5,620   | 66  | 26,800 | 20    | (120) | 36,330 | 5.0  | 24/06/2024 |
| CSTB2318 | 60    | -76.9% | 66,900  | 26  | 26,800 | 20    | (40)  | 32,000 | 4.0  | 15/05/2024 |
| CSTB2322 | 30    | -88.0% | 161,940 | 13  | 26,800 | 21    | (9)   | 30,000 | 4.0  | 02/05/2024 |
| CSTB2324 | 10    | -95.8% | 45,020  | 13  | 26,800 | 8     | (2)   | 31,000 | 4.0  | 02/05/2024 |
| CSTB2325 | 620   | -1.6%  | 90      | 104 | 26,800 | 226   | (394) | 31,500 | 4.0  | 01/08/2024 |
| CSTB2326 | 20    | -95.7% | 10      | 4   | 26,800 | 0     | (20)  | 33,000 | 2.0  | 23/04/2024 |
| CSTB2327 | 300   | -14.3% | 66,290  | 110 | 26,800 | 143   | (157) | 32,000 | 6.0  | 07/08/2024 |
| CSTB2328 | 510   | 2.0%   | 77,530  | 263 | 26,800 | 235   | (275) | 33,000 | 8.0  | 07/01/2025 |
| CSTB2330 | 20    | -92.0% | 580     | 13  | 26,800 | 0     | (20)  | 34,000 | 4.0  | 02/05/2024 |
| CSTB2331 | 140   | -44.0% | 4,040   | 75  | 26,800 | 42    | (98)  | 35,000 | 5.0  | 03/07/2024 |
| CSTB2332 | 290   | 7.4%   | 146,120 | 167 | 26,800 | 139   | (151) | 35,890 | 5.0  | 03/10/2024 |
| CSTB2333 | 1,470 | 8.9%   | 15,280  | 258 | 26,800 | 620   | (850) | 36,110 | 2.0  | 02/01/2025 |
| CSTB2334 | 1,280 | -3.0%  | 11,570  | 124 | 26,800 | 857   | (423) | 27,000 | 3.0  | 21/08/2024 |
| CSTB2335 | 360   | 0.0%   | 0       | 3   | 26,800 | 0     | (360) | 31,000 | 3.0  | 22/04/2024 |
| CSTB2336 | 80    | -63.6% | 1,880   | 28  | 26,800 | 34    | (46)  | 31,000 | 5.0  | 17/05/2024 |
| CSTB2337 | 980   | 18.1%  | 4,900   | 214 | 26,800 | 491   | (489) | 27,000 | 7.0  | 19/11/2024 |
| CSTB2338 | 400   | -9.1%  | 297,280 | 54  | 26,800 | 304   | (96)  | 29,000 | 3.0  | 12/06/2024 |
| CSTB2401 | 420   | 0.0%   | 0       | 59  | 26,800 | 174   | (246) | 31,000 | 3.0  | 17/06/2024 |
| CTCB2302 | 5,770 | -4.0%  | 1,890   | 33  | 44,500 | 5,854 | 84    | 27,000 | 3.0  | 22/05/2024 |
| CTCB2306 | 3,150 | -4.8%  | 19,610  | 13  | 44,500 | 3,133 | (17)  | 32,000 | 4.0  | 02/05/2024 |
| CTCB2307 | 3,000 | -13.8% | 11,150  | 104 | 44,500 | 2,745 | (255) | 34,000 | 4.0  | 01/08/2024 |
| CTCB2309 | 3,810 | -5.7%  | 1,790   | 157 | 44,500 | 3,510 | (300) | 35,000 | 3.0  | 23/09/2024 |
| CTCB2310 | 1,480 | -4.5%  | 113,250 | 171 | 44,500 | 1,331 | (149) | 35,000 | 8.0  | 07/10/2024 |
| CTCB2311 | 4,300 | 0.0%   | 0       | 3   | 44,500 | 4,170 | (130) | 32,000 | 3.0  | 22/04/2024 |
| CTCB2312 | 4,000 | -5.2%  | 300     | 83  | 44,500 | 4,055 | 55    | 32,600 | 3.0  | 11/07/2024 |
| CTCB2401 | 5,090 | -16.6% | 3,390   | 59  | 44,500 | 5,350 | 260   | 34,000 | 2.0  | 17/06/2024 |
| CTPB2304 | 70    | -30.0% | 13,880  | 13  | 16,600 | 3     | (67)  | 18,890 | 4.0  | 02/05/2024 |
| CTPB2305 | 240   | -14.3% | 29,440  | 75  | 16,600 | 60    | (180) | 19,330 | 4.0  | 03/07/2024 |
| CTPB2306 | 990   | -11.6% | 8,480   | 167 | 16,600 | 268   | (722) | 19,890 | 2.0  | 03/10/2024 |
| CTPB2401 | 720   | -5.3%  | 1,300   | 59  | 16,600 | 149   | (571) | 18,500 | 2.0  | 17/06/2024 |
| CVHM2302 | 160   | -63.6% | 91,040  | 33  | 41,500 | 37    | (123) | 50,000 | 4.0  | 22/05/2024 |
| CVHM2307 | 90    | -59.1% | 3,130   | 66  | 41,500 | 3     | (87)  | 62,670 | 8.0  | 24/06/2024 |
| CVHM2311 | 200   | -48.7% | 10,960  | 104 | 41,500 | 33    | (167) | 60,500 | 5.0  | 01/08/2024 |
| CVHM2312 | 10    | -96.7% | 17,860  | 13  | 41,500 | 0     | (10)  | 56,000 | 5.0  | 02/05/2024 |

|          |       |        |         |     |        |       |         |        |      |            |
|----------|-------|--------|---------|-----|--------|-------|---------|--------|------|------------|
| CVHM2313 | 310   | -16.2% | 60,990  | 171 | 41,500 | 189   | (121)   | 50,000 | 10.0 | 07/10/2024 |
| CVHM2315 | 30    | -85.0% | 20      | 13  | 41,500 | 1     | (29)    | 50,890 | 8.0  | 02/05/2024 |
| CVHM2316 | 170   | -22.7% | 1,840   | 75  | 41,500 | 64    | (106)   | 51,230 | 8.0  | 03/07/2024 |
| CVHM2317 | 390   | -15.2% | 88,760  | 167 | 41,500 | 175   | (215)   | 52,350 | 8.0  | 03/10/2024 |
| CVHM2318 | 930   | -13.9% | 19,470  | 258 | 41,500 | 428   | (502)   | 53,460 | 5.0  | 02/01/2025 |
| CVHM2319 | 300   | 0.0%   | 0       | 3   | 41,500 | 0     | (300)   | 52,000 | 5.0  | 22/04/2024 |
| CVHM2401 | 780   | -6.0%  | 9,300   | 59  | 41,500 | 516   | (264)   | 43,000 | 4.0  | 17/06/2024 |
| CVIB2302 | 2,040 | -14.6% | 18,030  | 33  | 21,100 | 1,945 | (95)    | 18,080 | 1.6  | 22/05/2024 |
| CVIB2304 | 890   | -12.8% | 101,680 | 110 | 21,100 | 768   | (122)   | 18,880 | 3.8  | 07/08/2024 |
| CVIB2305 | 630   | -10.0% | 184,590 | 263 | 21,100 | 469   | (161)   | 20,770 | 5.7  | 07/01/2025 |
| CVIB2306 | 3,200 | -9.1%  | 1,730   | 124 | 21,100 | 2,788 | (412)   | 16,050 | 1.9  | 21/08/2024 |
| CVIB2307 | 1,010 | 2.0%   | 26,610  | 122 | 21,100 | 626   | (384)   | 19,820 | 3.8  | 19/08/2024 |
| CVIB2401 | 1,110 | -8.3%  | 11,200  | 59  | 21,100 | 999   | (111)   | 19,820 | 1.9  | 17/06/2024 |
| CVIC2306 | 250   | 13.6%  | 700     | 66  | 42,600 | 4     | (246)   | 62,220 | 8.0  | 24/06/2024 |
| CVIC2308 | 250   | -24.2% | 86,470  | 110 | 42,600 | 133   | (117)   | 50,000 | 10.0 | 07/08/2024 |
| CVIC2309 | 320   | -20.0% | 94,290  | 171 | 42,600 | 170   | (150)   | 52,000 | 10.0 | 07/10/2024 |
| CVIC2312 | 170   | -32.0% | 75,420  | 75  | 42,600 | 51    | (119)   | 52,350 | 10.0 | 03/07/2024 |
| CVIC2313 | 380   | -17.4% | 104,210 | 167 | 42,600 | 140   | (240)   | 53,460 | 10.0 | 03/10/2024 |
| CVIC2314 | 1,270 | -13.6% | 6,760   | 258 | 42,600 | 427   | (843)   | 54,570 | 5.0  | 02/01/2025 |
| CVNM2306 | 260   | -10.3% | 15,910  | 66  | 64,200 | 41    | (219)   | 71,710 | 9.5  | 24/06/2024 |
| CVNM2308 | 100   | -70.6% | 11,230  | 13  | 64,200 | 20    | (80)    | 67,620 | 7.8  | 02/05/2024 |
| CVNM2310 | 260   | 0.0%   | 9,670   | 110 | 64,200 | 19    | (241)   | 78,400 | 9.8  | 07/08/2024 |
| CVNM2311 | 500   | 0.0%   | 89,570  | 263 | 64,200 | 111   | (389)   | 78,400 | 9.8  | 07/01/2025 |
| CVNM2313 | 20    | -91.3% | 12,960  | 13  | 64,200 | 0     | (20)    | 82,300 | 9.8  | 02/05/2024 |
| CVNM2314 | 430   | -6.5%  | 49,640  | 167 | 64,200 | 17    | (413)   | 85,150 | 7.8  | 03/10/2024 |
| CVNM2315 | 1,610 | 0.0%   | 0       | 258 | 64,200 | 84    | (1,526) | 87,110 | 3.9  | 02/01/2025 |
| CVNM2316 | 80    | -73.3% | 3,570   | 3   | 64,200 | 89    | 9       | 63,700 | 9.8  | 22/04/2024 |
| CVPB2309 | 10    | -94.1% | 186,160 | 13  | 18,100 | 1     | (9)     | 21,450 | 3.8  | 02/05/2024 |
| CVPB2311 | 130   | -69.1% | 189,950 | 13  | 18,100 | 43    | (87)    | 19,540 | 1.9  | 02/05/2024 |
| CVPB2312 | 530   | -10.2% | 58,930  | 104 | 18,100 | 355   | (175)   | 20,020 | 1.9  | 01/08/2024 |
| CVPB2314 | 160   | -5.9%  | 122,660 | 110 | 18,100 | 56    | (104)   | 22,880 | 3.8  | 07/08/2024 |
| CVPB2315 | 260   | -7.1%  | 129,900 | 263 | 18,100 | 121   | (139)   | 23,350 | 5.7  | 07/01/2025 |
| CVPB2316 | 20    | -85.7% | 16,100  | 13  | 18,100 | 0     | (20)    | 22,360 | 4.8  | 02/05/2024 |
| CVPB2317 | 110   | -26.7% | 24,100  | 75  | 18,100 | 26    | (84)    | 22,880 | 3.8  | 03/07/2024 |
| CVPB2318 | 310   | -11.4% | 41,280  | 167 | 18,100 | 92    | (218)   | 23,420 | 3.8  | 03/10/2024 |
| CVPB2319 | 1,280 | 0.0%   | 11,470  | 258 | 18,100 | 305   | (975)   | 23,950 | 1.9  | 02/01/2025 |
| CVPB2320 | 250   | 0.0%   | 0       | 3   | 18,100 | 0     | (250)   | 20,970 | 2.9  | 22/04/2024 |
| CVPB2321 | 440   | 4.8%   | 3,420   | 122 | 18,100 | 221   | (219)   | 18,000 | 7.0  | 19/08/2024 |
| CVPB2322 | 530   | 3.9%   | 4,760   | 153 | 18,100 | 240   | (290)   | 20,000 | 4.0  | 19/09/2024 |
| CVRE2303 | 180   | -53.9% | 28,490  | 33  | 21,300 | 33    | (147)   | 25,000 | 3.0  | 22/05/2024 |
| CVRE2308 | 300   | -9.1%  | 300     | 66  | 21,300 | 2     | (298)   | 31,330 | 5.0  | 24/06/2024 |
| CVRE2312 | 60    | -71.4% | 14,040  | 13  | 21,300 | 0     | (60)    | 27,500 | 4.0  | 02/05/2024 |
| CVRE2313 | 250   | -7.4%  | 1,390   | 104 | 21,300 | 30    | (220)   | 29,500 | 4.0  | 01/08/2024 |
| CVRE2315 | 210   | -4.6%  | 71,860  | 171 | 21,300 | 37    | (173)   | 30,000 | 8.0  | 07/10/2024 |
| CVRE2317 | 20    | -89.5% | 33,240  | 13  | 21,300 | 0     | (20)    | 30,000 | 4.0  | 02/05/2024 |
| CVRE2318 | 170   | -5.6%  | 270     | 75  | 21,300 | 6     | (164)   | 31,000 | 4.0  | 03/07/2024 |
| CVRE2319 | 170   | -19.1% | 99,000  | 167 | 21,300 | 44    | (126)   | 31,780 | 4.0  | 03/10/2024 |
| CVRE2320 | 890   | -7.3%  | 16,540  | 258 | 21,300 | 196   | (694)   | 32,330 | 2.0  | 02/01/2025 |
| CVRE2321 | 20    | -90.0% | 70      | 3   | 21,300 | 0     | (20)    | 29,000 | 4.0  | 22/04/2024 |
| CVRE2322 | 850   | -14.1% | 4,810   | 90  | 21,300 | 233   | (617)   | 24,000 | 3.0  | 18/07/2024 |
| CVRE2323 | 360   | -7.7%  | 15,010  | 54  | 21,300 | 88    | (272)   | 24,800 | 3.0  | 12/06/2024 |

(\*) 歐式交易方式，以現金交易

(\*\*) PHS 採用 Black-Scholes 估價方式

## 期投資股

| 股票代碼 | 證券所   | 現時價格    | 目標價*    | 報告日       | 預期 2024 年<br>盈利<br>(十億越南盾) |
|------|-------|---------|---------|-----------|----------------------------|
| HDB  | HOSE  | 22,250  | 31,000  | 4/16/2024 | 13,140                     |
| BSR  | UPCOM | 18,332  | 23,200  | 4/8/2024  | 5,111                      |
| STK  | HOSE  | 28,700  | 38,550  | 4/4/2024  | 132                        |
| KDH  | HOSE  | 33,000  | 42,200  | 3/22/2024 | 1,198                      |
| PVT  | HOSE  | 24,200  | 34,850  | 3/20/2024 | 2,344                      |
| MSB  | HOSE  | 13,450  | 20,700  | 3/19/2024 | 5,749                      |
| POW  | HOSE  | 10,600  | 14,500  | 3/12/2024 | 1,923                      |
| IMP  | HOSE  | 69,300  | 81,100  | 2/29/2024 | 355                        |
| NT2  | HOSE  | 21,050  | 32,300  | 2/7/2024  | 640                        |
| VIB  | HOSE  | 21,100  | 27,000  | 2/7/2024  | 9,843                      |
| VHM  | HOSE  | 41,500  | 63,300  | 1/26/2024 | 27,904                     |
| MSH  | HOSE  | 42,200  | 55,900  | 1/17/2024 | 318                        |
| SIP  | HOSE  | 76,500  | 83,400  | 1/10/2024 | 1,123                      |
| KBC  | HOSE  | 28,000  | 36,000  | 1/10/2024 | 1,647                      |
| IDC  | HNX   | 51,800  | 56,000  | 1/10/2024 | 2,212                      |
| CTG  | HOSE  | 31,600  | 36,375  | 1/10/2024 | 23,247                     |
| VCB  | HOSE  | 90,500  | 87,329  | 1/10/2024 | 37,497                     |
| BID  | HOSE  | 48,350  | 55,870  | 1/10/2024 | 25,522                     |
| TCB  | HOSE  | 44,500  | 45,148  | 1/10/2024 | 22,796                     |
| MBB  | HOSE  | 22,700  | 29,592  | 1/10/2024 | 23,926                     |
| TPB  | HOSE  | 16,600  | 24,130  | 1/10/2024 | 7,508                      |
| OCB  | HOSE  | 13,500  | 19,164  | 1/10/2024 | 4,880                      |
| ACB  | HOSE  | 26,600  | 31,952  | 1/10/2024 | 18,261                     |
| VPB  | HOSE  | 18,100  | 25,603  | 1/10/2024 | 16,420                     |
| STB  | HOSE  | 26,800  | 34,494  | 1/10/2024 | 9,865                      |
| LPB  | HOSE  | 20,100  | 18,389  | 1/10/2024 | 4,731                      |
| SHB  | HOSE  | 11,150  | 16,146  | 1/10/2024 | 10,044                     |
| MWG  | HOSE  | 48,200  | 61,600  | 1/10/2024 | 2,325                      |
| FRT  | HOSE  | 141,000 | 119,200 | 1/10/2024 | 305                        |
| DGW  | HOSE  | 53,500  | 55,300  | 1/10/2024 | 665                        |
| PNJ  | HOSE  | 91,500  | 101,000 | 1/10/2024 | 2,357                      |
| VNM  | HOSE  | 64,200  | 77,500  | 1/10/2024 | 10,402                     |
| SAB  | HOSE  | 52,500  | 83,600  | 1/10/2024 | 5,162                      |
| HPG  | HOSE  | 27,800  | 31,200  | 1/10/2024 | 15,721                     |
| VHC  | HOSE  | 69,500  | 87,700  | 1/10/2024 | 1,218                      |
| FMC  | HOSE  | 48,200  | 59,400  | 1/10/2024 | 318                        |
| ANV  | HOSE  | 28,800  | 39,100  | 1/10/2024 | 261                        |
| TCM  | HOSE  | 44,200  | 54,700  | 1/10/2024 | 221                        |
| GEG  | HOSE  | 12,200  | 18,000  | 1/10/2024 | 227                        |
| GAS  | HOSE  | 75,000  | 87,300  | 1/10/2024 | 12,352                     |
| PLX  | HOSE  | 34,650  | 42,300  | 1/10/2024 | 4,395                      |
| PVD  | HOSE  | 29,300  | 29,100  | 1/10/2024 | 816                        |
| PVS  | HNX   | 38,400  | 40,300  | 1/10/2024 | 1,136                      |
| NLG  | HOSE  | 36,000  | 40,600  | 1/10/2024 | 631                        |
| VRE  | HOSE  | 21,300  | 37,700  | 1/10/2024 | 4,252                      |

資料來源: PHS 收集

\*若除權交易日發生在報告日後將影響目標價

### 分析師認證

這份報告由 Pham Quang Chuong - 富鑫證券股份公司研究員製作。負責籌備本研究報告之全部或部份內容之研究分析師、策略分析師、研究人員以茲聲明，任何研究分析師、策略分析師、研究人員在於本研究報告所提出之觀點，皆精確反映出其對於該發行機構與證券之個人意見。各研究分析師、策略分析師、研究人員均保證，其報酬在過去與未來，絕對沒有任何一部分是直接或間接與研究分析師、策略分析師、研究人員在此研究報告中所呈現之特定推薦或觀點有關。

### 評等指標定義

**加碼**= 預估其未來之潛在上漲空間大於10%。

**觀望**= 預估其未來之潛在漲跌空間將在下上10%之間。

**減碼**= 預估其未來之潛在下跌空間大於10%。

**未評等**= 本股票並不在富鑫證券之評等涵蓋範圍，或者尚未上市。

績效表現根據12個月的總回報(包含股息)所評定。

### 富鑫證券股份公司

地址：21st Floor, Phu My Hung Building, 08 Hoang Van Thai Street, Tan Phu Ward, District 7, HCMC.

電話號碼：(84-28) 5 413 5479

客服專線：(84-28) 1900 25 23 58

傳真號碼：+84 28 5413 5473

### 胡志明市

#### 富美興交易室

地址：Ground Floor, CR2-08, 107 Ton Dat Tien, Tan Phu Ward, District 7, Ho Chi Minh City

電話號碼：(84-28) 5 413 5478

傳真號碼：+84 28 5413 5473

#### Tan Binh 分行

地址：Park Legend Building, 251 Hoang Van Thu Street, Ward 2, Tan Binh District, HCMC

電話號碼：(84-28) 3813 2401

傳真號碼：(84-28) 3813 2415

#### 第三郡分行

地址：4th & 5th Floor, D&D Tower, 458 Nguyen Thi Minh Khai, Ward 2, District 3, HCMC

電話號碼：(84-28) 382 08068

傳真號碼：(84-28) 3820 8206

#### 第一郡分行

地址：Room 1003A, 10th Floor, No. 81-83-83B-85 Ham Nghi Street, Nguyen Thai Binh Ward, District 1, HCMC

電話號碼：(84-28) 3 535 6060

傳真號碼：(84-28) 3 535 2912

### 河內市

#### Ha Noi 分行

地址：5th Floor, Vinafor Building, No.127 Lo Duc, Dong Mac Ward, Hai Ba Trung District, Ha Noi

電話號碼：(84-24) 3 933 4566

傳真號碼：(84-24) 3 933 4820

#### Thanh Xuan 分行

地址：5th Floor, UDIC Complex Building, N04 Hoang Dao Thuy, Trung Hoa Ward, Cau Giay District, Ha Noi

電話號碼：(84-24) 6 250 9999

傳真號碼：(84-24) 6 250 6666

### 海防市

#### 海防分行

地址：2nd Floor, Eliteco Building No.18 Tran Hung Dao, Hoang Van Thu Ward, Hong Bang District, Hai Phong

電話號碼：(84-225) 384 1810

傳真號碼：(84-225) 384 1801