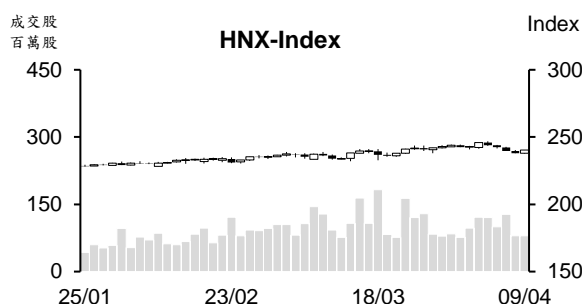
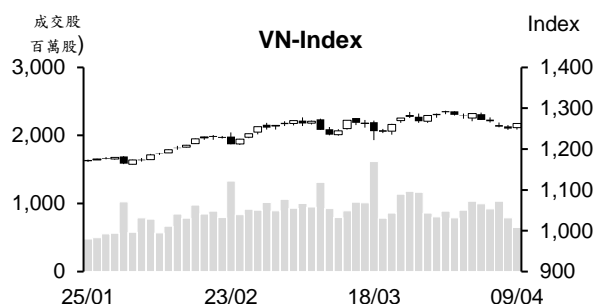


越股行情

09/04/2024	HOSE		VN30		HNX	
收盤價	1,262.82	1.00%	1,266.92	0.97%	240.36	0.96%
成交股數(百萬股)	717.69	-18.10%	210.00	-18.36%	85.77	-22.02%
撮合股數(百萬股)	648.43	-17.99%	173.44	-21.97%	79.63	-0.22%
與最近 20 日的平均水位相比	966.46	-32.91%	259.63	-33.20%	109.08	-27.00%
成交值(十億越盾)	17,155	-15.96%	6,816	-15.51%	1,643	-27.63%
撮合成交值(十億越盾)	15,479	-16.13%	5,910	-15.73%	1,487	-11.58%
與最近 20 日之平均比較	23,810	-34.99%	8,607	-31.33%	2,319	-35.87%
上漲家數	332	61%	22	73%	111	47%
下跌家數	137	25%	4	13%	65	28%
持平家數	71	13%	4	13%	58	25%



市場概況

今日越股多數交易時間在平盤價位附近游走，然指數於午盤後半段大幅上漲且以當天最高點作收，惟量能萎縮至最近兩個月之最低，顯示市場投資氣氛仍偏向謹慎。早盤交易時段，零售及證券股上漲，銀行類股在午盤交易時段開始轉強，帶動其他族群上揚。值得注意的是今日外資轉賣為買。

技術分析

VN 指數回升，量能萎縮至低於最近十日平均成交量。由於指數仍收在 MA20 均線之下以及 MA5 與 MA20 出現死亡交叉，短線盤勢仍面臨修正壓力，今日盤勢可能僅是反彈，1,269 點 (MA20) 為短線指數之壓力點。另外，平滑異同移動平均線 (MACD) 維持在訊號線 Signal 之下 (賣出訊號)，以及 +DI 在 -DI 之下，這意味著短線盤勢仍可能將下挫，1,237 點 (MA50) 或 1,200 點為短線指數之支撐；河內部分，HNX 指數今日也回升，然指數仍遭到 MA20 壓力，以及 MACD 向下與 Signal 交叉 (賣出訊號)，顯示盤勢仍面臨修正壓力，236 點 (MA50) 為短線指數的支撐。整體而言，盤勢面臨修正壓力仍未排除，操作上建議投資人應趁著盤勢震盪時將短期投資部位之持股率調降至安全比率以避免盤勢動盪之風險。

建議股名單: 減碼：CTI、加碼：PDR

(請參考第 2 頁)

當日調整股名單

次號	股票代碼	評等	評等日	現時價格	買入區間	持股表現	目標價	預期獲利	停損價	預期損失	備註
1	CTI	減碼	10/04/24	15.9	16.2	-1.9%	17.9	10.5%	15.4	-4.9%	恢復動能減弱。
2	PDR	加碼	10/04/24	32.20	32.20	0.0%	35.5	10.2%	30.6	-5.0%	在回落至支撐時出現積極訊號。

投資組合部位

次號	股票代碼	評等	評等日	現時價格	買入區間	持股表現	目標價	預期獲利	停損價	預期損失	備註
1	OIL	加碼	08/01/24	9.90	10.2	-3.0%	11.6	13.7%	9.6	-5.9%	
2	DHG	加碼	23/01/24	114.5	106.1	7.9%	122	15.0%	100	-6%	
3	IJC	加碼	14/03/24	14.8	15.5	-4.5%	18	16.1%	14.6	-6%	
4	SSI	加碼	18/03/24	37.50	37.8	-0.8%	41.5	9.8%	35.9	-5%	
5	CEO	加碼	21/03/24	22.90	22.6	1.3%	25.5	12.8%	21.4	-5%	
6	NLG	加碼	22/03/24	43.15	43.3	-0.3%	50	15%	40.8	-6%	
7	SHB	加碼	27/03/24	11.2	11.5	-2.6%	12.5	9%	11	-4%	
8	ACB	加碼	28/03/24	27.3	28	-2.5%	31.5	13%	26.7	-5%	
9	DXP	加碼	29/03/24	14	14.3	-2.1%	17	19%	13.4	-6%	
10	PLC	加碼	02/04/24	32.9	34.4	-4.4%	37.7	10%	32.5	-6%	
11	QNS	加碼	02/04/24	49.403	49.2	0.4%	54	10%	47.7	-3%	
12	GEX	加碼	09/04/24	23.9	23.45	1.9%	25	7%	22	-6%	

市場統計

撮合統計

推升指數上漲的前五名股票

HOSE				HNX			
股票代碼	收盤價 (越盾)	漲跌 %	影響指數 %	股票代碼	收盤價 (VND)	漲跌 %	影響指數 %
BID	52,700	3.74%	0.22%	SHS	20,200	3.59%	0.18%
MWG	52,800	5.60%	0.08%	VIF	17,100	8.92%	0.16%
CTG	34,250	2.24%	0.08%	MBS	29,200	3.18%	0.13%
MBB	24,000	2.13%	0.05%	BVS	38,000	8.88%	0.07%
LPB	18,550	6.92%	0.05%	PVS	42,400	0.95%	0.06%

拖累指數的前五名股票

HOSE				HNX			
股票代碼	收盤價 (越盾)	漲跌 %	影響指數 %	股票代碼	收盤價 (越盾)	漲跌 %	影響指數 %
VCB	94,300	-0.63%	-0.07%	S99	12,300	-9.56%	-0.04%
FRT	140,000	-2.03%	-0.01%	HHC	72,600	-5.71%	-0.02%
SAB	55,000	-0.54%	-0.01%	SEB	50,000	-3.85%	-0.02%
VPB	19,350	-0.26%	-0.01%	DNP	20,100	-2.43%	-0.02%
HVN	16,050	-0.93%	-0.01%	PGS	29,000	-2.68%	-0.01%

前五名成交量

HOSE				HNX			
股票代碼	收盤價 (越盾)	漲跌 %	成交量 (股)	股票代碼	收盤價 (越盾)	漲跌 %	成交量 (千股)
NVL	18,100	0.00%	38,227,051	SHS	20,200	3.59%	19,822,622
VIX	19,650	3.69%	27,611,953	PVS	42,400	0.95%	6,126,690
MWG	52,800	5.60%	19,495,883	CEO	22,900	1.33%	5,912,136
STB	29,150	0.52%	17,954,743	PVC	16,400	0.00%	4,278,876
DIG	32,950	2.65%	17,307,433	AAV	3,700	2.78%	2,585,164

前五名成交值

HOSE				HNX			
股票代碼	收盤價 (越盾)	漲跌 %	成交值 (十億越盾)	股票代碼	收盤價 (越盾)	漲跌 %	成交值 (十億越盾)
MWG	52,800	5.60%	1,012.7	SHS	20,200	3.59%	392.5
NVL	18,100	0.00%	687.7	PVS	42,400	0.95%	258.8
DIG	32,950	2.65%	559.5	CEO	22,900	1.33%	134.0
VIX	19,650	3.69%	531.6	MBS	29,200	3.18%	73.2
STB	29,150	0.52%	519.9	PVC	16,400	0.00%	69.3

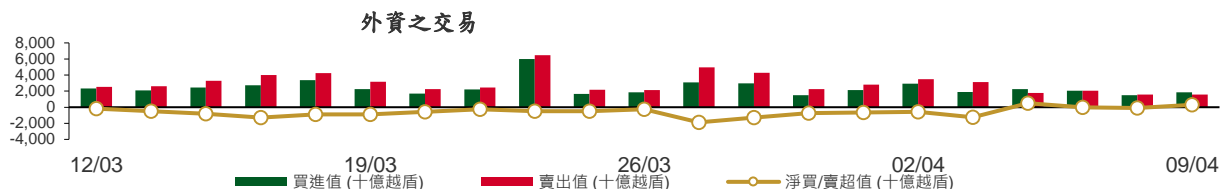
議價交易

前五名股

HOSE			HNX		
股票代碼	成交量 (股)	成交值 (十億越盾)	股票代碼	成交量 (股)	成交值 (十億越盾)
VIB	25,300,000	556.60	GMA	995,000	43.78
KBC	4,285,000	149.72	HUT	1,829,625	32.05
KOS	2,947,074	114.51	GKM	935,400	30.91
FUESSVFL	5,200,000	106.08	SHS	1,300,000	25.37
HDB	4,225,000	100.98	IDC	220,000	12.98

外資交易行情 (股票)

證交所	買進成交量 (百萬股)	買進金額 (十億越盾)	賣出成交量 (百萬股)	賣出金額 (十億越盾)	淨買/賣成 交易 (百萬股)	淨買/賣超值 (十億越盾)
HOSE	56.48	1,808.89	52.82	1,537.75	3.66	271.14
HNX	2.28	58.45	0.92	21.38	1.35	37.07
總計	58.76	1,867.34	53.75	1,559.13	5.02	308.21



前五名買進

HOSE				HNX			
股票代碼	收盤價 (越盾)	成交量 (股)	成交值 (十億越盾)	股票代碼	收盤價 (越盾)	成交量 (股)	成交值 (十億越盾)
MWG	52,800	7,041,140	367.73	PVS	42,400	520,500	22.00
FRT	140,000	654,353	90.99	SHS	20,200	627,300	12.34
MSN	73,500	900,581	65.80	BVS	38,000	193,900	7.08
HPG	29,900	2,199,740	64.82	CEO	22,900	158,400	3.60
PNJ	97,000	629,300	64.25	LAS	21,400	72,600	1.51

前五名賣出

HOSE				HNX			
股票代碼	收盤價 (越盾)	成交量 (股)	成交值 (十億越盾)	股票代碼	收盤價 (越盾)	成交量 (股)	成交值 (十億越盾)
VHM	43,200	4,123,266	177.59	PVS	42,400	154,910	6.53
FUESSVFL	20,660	5,555,900	113.38	SHS	20,200	247,963	4.87
MWG	52,800	1,774,700	91.61	IDC	58,100	24,090	1.40
VNM	67,000	1,329,898	89.13	LAS	21,400	66,000	1.38
FRT	140,000	605,361	84.01	BVS	38,000	33,800	1.21

前五名淨買超

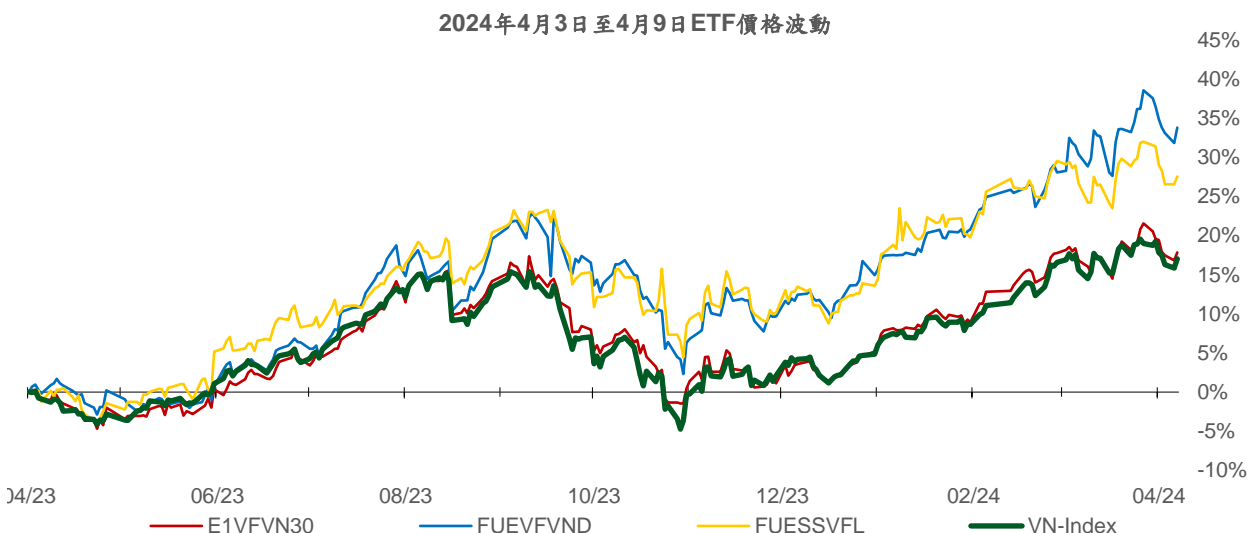
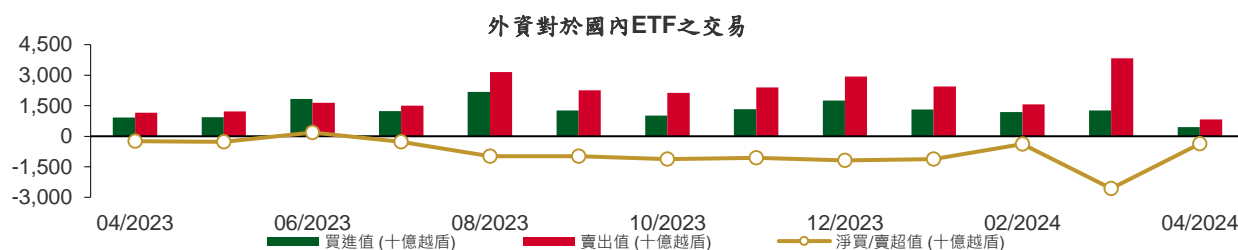
HOSE				HNX			
股票代碼	收盤價 (越盾)	淨買超股數 (股)	淨買超值 (十億越盾)	股票代碼	收盤價 (越盾)	淨買超股數 (股)	淨買超值 (十億越盾)
MWG	52,800	5,266,440	276.12	PVS	42,400	365,590	15.47
SBT	12,450	4,570,700	56.45	SHS	20,200	379,337	7.47
BID	52,700	923,165	48.77	BVS	38,000	160,100	5.87
MSN	73,500	641,974	46.81	CEO	22,900	148,400	3.37
HPG	29,900	1,489,786	44.36	NBC	13,800	84,400	1.17

前五名淨賣超

HOSE				HNX			
股票代碼	收盤價 (越盾)	淨賣超股數 (股)	淨賣超值 (十億越盾)	股票代碼	收盤價 (越盾)	淨賣超股數 (股)	淨賣超值 (十億越盾)
VHM	43,200	(3,080,666)	(132.75)	TVC	9,000	(91,100)	(0.82)
FUESSVFL	20,660	(5,457,800)	(111.38)	IDC	58,100	(8,390)	(0.49)
VNM	67,000	(982,898)	(65.87)	TA9	14,300	(24,500)	(0.36)
DBC	30,700	(1,890,400)	(56.80)	NVB	10,300	(20,000)	(0.20)
FUEVFVND	30,300	(1,146,300)	(34.62)	MCO	22,900	(6,100)	(0.14)

ETF 交易

價格統計					外資交易			
ETF 代碼	收盤價 (越盾)	漲跌 (%)	成交量 (股)	成交值 (十億越盾)	ETF 代碼	買進金額 (十億越盾)	賣出金額 (十億越盾)	淨買/賣超值 (十億越盾)
E1VFN30	21,880	0.9%	820,204	17.79	E1VFN30	15.18	15.20	(0.02)
FUEMAV30	14,910	0.1%	46,100	0.69	FUEMAV30	0.56	0.49	0.06
FUESSV30	15,660	1.2%	12,450	0.19	FUESSV30	0.11	0.07	0.05
FUESSV50	18,850	0.3%	10,841	0.20	FUESSV50	0.01	0.16	(0.15)
FUESSVFL	20,660	0.8%	5,666,048	115.62	FUESSVFL	2.00	113.38	(111.38)
FUEVFVND	30,300	1.5%	2,449,203	73.70	FUEVFVND	16.28	50.90	(34.62)
FUEVN100	16,980	-0.4%	159,700	2.70	FUEVN100	0.01	2.09	(2.08)
FUEIP100	7,250	-1.1%	4,600	0.03	FUEIP100	0.00	0.00	0.00
FUEKIV30	8,300	0.7%	32,600	0.27	FUEKIV30	0.00	0.27	(0.27)
FUEDCMID	11,850	2.1%	32,450	0.38	FUEDCMID	0.00	0.24	(0.24)
FUEKIVFS	12,000	2.0%	400	0.00	FUEKIVFS	0.00	0.00	0.00
FUEMAVND	12,790	1.6%	60,400	0.75	FUEMAVND	0.75	0.75	0.00
FUEFCV50	12,400	-0.2%	5,100	0.06	FUEFCV50	0.03	0.00	0.03
FUEBFVND	12,510	0.0%	0	0.00	FUEBFVND	0.00	0.00	0.00
總計			9,300,096	212.39	總計	34.93	183.54	(148.62)



權證資訊

權證代碼 (*)	收盤價 (越盾)	漲跌 (%)	成交量	到期的 天數	標的股 票之價 格 (越盾)	權證理 論價格 (越盾) (**)	與收盤價 的差異 (越盾)	履約價 格(越盾)	行使 比例 n:1	最後交易日
CACB2304	2,020	1.0%	180	167	27,300	1,630	(390)	23,000	3.0	23/09/2024
CACB2305	900	2.3%	42,730	181	27,300	695	(205)	24,000	6.0	07/10/2024
CACB2306	1,950	3.2%	44,420	100	27,300	1,840	(110)	22,000	3.0	18/07/2024
CACB2307	660	1.5%	3,960	132	27,300	529	(131)	25,000	6.0	19/08/2024
CACB2401	1,730	1.8%	910	69	27,300	1,377	(353)	25,000	2.0	17/06/2024
CFPT2305	4,650	0.4%	1,420	6	113,000	4,629	(21)	67,210	9.9	15/04/2024
CFPT2309	4,210	0.5%	160	23	113,000	4,186	(24)	80,060	7.9	02/05/2024
CFPT2310	4,010	0.8%	7,540	114	113,000	3,694	(316)	84,510	7.9	01/08/2024
CFPT2313	2,020	0.5%	30,320	120	113,000	1,489	(531)	100,000	10.0	07/08/2024
CFPT2314	2,670	0.8%	42,650	273	113,000	1,756	(914)	100,000	10.0	07/01/2025
CFPT2315	4,120	-1.0%	10	13	113,000	4,135	15	80,000	8.0	22/04/2024
CFPT2316	3,270	0.3%	28,740	100	113,000	3,157	(113)	82,000	10.0	18/07/2024
CFPT2317	1,550	1.3%	22,280	224	113,000	1,067	(483)	101,000	15.0	19/11/2024
CFPT2318	2,370	0.0%	310	93	113,000	1,906	(464)	99,000	8.0	11/07/2024
CHDB2306	1,600	1.3%	8,130	76	23,950	1,358	(242)	19,340	3.5	24/06/2024
CHPG2309	2,090	0.0%	49,940	43	29,900	2,021	(69)	24,000	3.0	22/05/2024
CHPG2315	1,680	0.0%	20	72	29,900	851	(829)	27,780	4.0	20/06/2024
CHPG2316	1,190	1.7%	600	163	29,900	970	(220)	28,890	4.0	19/09/2024
CHPG2319	650	1.6%	10,210	76	29,900	550	(100)	30,110	4.0	24/06/2024
CHPG2321	1,740	2.4%	63,390	6	29,900	1,804	64	24,500	3.0	15/04/2024
CHPG2322	1,540	2.7%	4,490	97	29,900	1,277	(263)	30,000	2.0	15/07/2024
CHPG2326	700	4.5%	108,900	23	29,900	698	(2)	27,500	4.0	02/05/2024
CHPG2328	1,060	6.0%	2,890	23	29,900	1,035	(25)	28,500	2.0	02/05/2024
CHPG2329	1,630	4.5%	6,440	114	29,900	1,633	3	29,000	2.0	01/08/2024
CHPG2331	820	2.5%	43,370	181	29,900	755	(65)	28,000	6.0	07/10/2024
CHPG2332	850	3.7%	101,900	212	29,900	759	(91)	28,500	6.0	07/11/2024
CHPG2333	850	1.2%	90,400	240	29,900	760	(90)	29,000	6.0	05/12/2024
CHPG2334	690	3.0%	21,770	273	29,900	576	(114)	29,500	8.0	07/01/2025
CHPG2336	630	0.0%	3,490	23	29,900	585	(45)	28,110	4.0	02/05/2024
CHPG2337	900	0.0%	0	85	29,900	635	(265)	29,670	4.0	03/07/2024
CHPG2338	1,190	0.9%	5,010	177	29,900	873	(317)	30,000	4.0	03/10/2024
CHPG2339	3,470	0.0%	310	268	29,900	2,121	(1,349)	30,220	2.0	02/01/2025
CHPG2340	1,790	0.0%	0	13	29,900	1,644	(146)	25,000	3.0	22/04/2024
CHPG2341	1,350	3.9%	17,190	100	29,900	1,298	(52)	30,000	2.0	18/07/2024
CHPG2342	920	3.4%	44,110	224	29,900	740	(180)	24,000	10.0	19/11/2024
CHPG2343	1,120	5.7%	25,790	64	29,900	1,050	(70)	28,000	3.0	12/06/2024
CHPG2401	650	1.6%	2,460	69	29,900	571	(79)	31,000	3.0	17/06/2024
CMBB2306	4,240	2.7%	28,740	43	24,000	4,165	(75)	16,970	1.7	22/05/2024
CMBB2309	1,270	8.6%	27,570	23	24,000	1,258	(12)	19,000	4.0	02/05/2024
CMBB2311	2,490	5.5%	240	23	24,000	2,516	26	19,000	2.0	02/05/2024
CMBB2312	2,630	8.2%	2,620	114	24,000	2,412	(218)	19,500	2.0	01/08/2024
CMBB2314	1,280	8.5%	18,670	120	24,000	1,105	(175)	20,000	4.0	07/08/2024
CMBB2315	1,610	5.9%	21,520	273	24,000	1,270	(340)	20,000	4.0	07/01/2025
CMBB2316	720	4.4%	17,530	23	24,000	603	(117)	18,000	10.0	02/05/2024
CMBB2317	960	7.9%	71,430	132	24,000	895	(65)	20,000	5.0	19/08/2024
CMBB2318	1,770	3.5%	1,030	163	24,000	1,582	(188)	18,000	4.0	19/09/2024
CMBB2401	2,230	4.2%	1,480	69	24,000	2,098	(132)	20,000	2.0	17/06/2024
CMSN2302	1,880	2.7%	10,340	43	73,500	1,443	(437)	66,000	6.0	22/05/2024
CMSN2307	400	5.3%	16,160	76	73,500	193	(207)	83,000	10.0	24/06/2024
CMSN2311	500	6.4%	22,290	114	73,500	225	(275)	88,500	8.0	01/08/2024
CMSN2313	950	8.0%	17,400	181	73,500	546	(404)	80,000	10.0	07/10/2024
CMSN2315	170	-50.0%	5,210	23	73,500	47	(123)	82,000	10.0	02/05/2024

本日報由富鑫證券股份有限公司研究部發佈，以上所有資訊乃源自可靠之消息來源，但由於證券市場瞬息萬變且受許多不可預測之因素影響，投資人應審慎投資、自負風險。

CMSN2316	880	7.3%	2,620	177	73,500	416	(464)	83,980	10.0	03/10/2024
CMSN2317	1,420	3.7%	13,210	268	73,500	647	(773)	86,870	8.0	02/01/2025
CMWG2305	4,400	16.1%	104,040	43	52,800	4,313	(87)	35,660	4.0	22/05/2024
CMWG2309	430	-10.4%	149,270	23	52,800	344	(86)	54,000	5.0	02/05/2024
CMWG2310	1,200	31.9%	86,050	114	52,800	854	(346)	54,500	5.0	01/08/2024
CMWG2312	440	-37.1%	5,180	14	52,800	215	(225)	56,000	3.0	23/04/2024
CMWG2313	1,330	30.4%	163,200	120	52,800	1,095	(235)	50,000	6.0	07/08/2024
CMWG2314	1,070	21.6%	108,730	273	52,800	821	(249)	52,000	10.0	07/01/2025
CMWG2315	300	36.4%	23,140	23	52,800	234	(66)	48,890	20.0	02/05/2024
CMWG2316	1,270	22.1%	71,920	134	52,800	1,336	66	48,000	6.0	21/08/2024
CMWG2317	540	17.4%	10	13	52,800	574	34	50,000	6.0	22/04/2024
CMWG2318	2,050	22.0%	34,220	100	52,800	1,964	(86)	42,000	6.0	18/07/2024
CNVL2305	1,380	5.3%	7,430	76	18,100	655	(725)	17,000	4.0	24/06/2024
CPDR2305	3,170	2.9%	57,650	76	32,200	3,052	(118)	20,220	4.0	24/06/2024
CPOW2306	100	-56.5%	8,640	76	11,300	3	(97)	16,000	2.0	24/06/2024
CPOW2308	40	0.0%	150,980	6	11,300	4	(36)	12,000	5.0	15/04/2024
CPOW2309	50	-76.2%	14,400	36	11,300	2	(48)	14,500	2.0	15/05/2024
CPOW2313	350	2.9%	30,600	85	11,300	111	(239)	12,890	2.0	03/07/2024
CPOW2314	610	-1.6%	47,210	177	11,300	224	(386)	13,110	2.0	03/10/2024
CPOW2315	850	-1.2%	26,450	268	11,300	297	(553)	13,460	2.0	02/01/2025
CSHB2302	220	0.0%	9,110	23	11,200	72	(148)	12,000	2.0	02/05/2024
CSHB2303	540	8.0%	7,490	84	11,200	191	(349)	12,350	2.0	02/07/2024
CSHB2304	300	7.1%	8,070	85	11,200	121	(179)	11,670	5.0	03/07/2024
CSHB2305	410	0.0%	530	177	11,200	134	(276)	12,560	5.0	03/10/2024
CSHB2306	1,150	2.7%	770	268	11,200	438	(712)	12,780	2.0	02/01/2025
CSTB2306	860	-4.4%	53,710	43	29,150	661	(199)	30,000	2.0	22/05/2024
CSTB2312	240	0.0%	35,550	72	29,150	161	(79)	33,330	5.0	20/06/2024
CSTB2313	400	-4.8%	24,110	163	29,150	257	(143)	35,560	5.0	19/09/2024
CSTB2316	160	-42.9%	1,310	76	29,150	77	(83)	36,330	5.0	24/06/2024
CSTB2318	220	-40.5%	22,510	36	29,150	143	(77)	32,000	4.0	15/05/2024
CSTB2319	260	0.0%	28,330	6	29,150	247	(13)	27,000	9.0	15/04/2024
CSTB2322	230	-37.8%	644,500	23	29,150	220	(10)	30,000	4.0	02/05/2024
CSTB2324	200	-42.9%	11,390	23	29,150	140	(60)	31,000	4.0	02/05/2024
CSTB2325	740	12.1%	2,260	114	29,150	460	(280)	31,500	4.0	01/08/2024
CSTB2326	160	-72.9%	14,060	14	29,150	39	(121)	33,000	2.0	23/04/2024
CSTB2327	400	8.1%	41,350	120	29,150	291	(109)	32,000	6.0	07/08/2024
CSTB2328	500	4.2%	72,140	273	29,150	363	(137)	33,000	8.0	07/01/2025
CSTB2330	80	-72.4%	89,460	23	29,150	27	(53)	34,000	4.0	02/05/2024
CSTB2331	200	-35.5%	31,060	85	29,150	129	(71)	35,000	5.0	03/07/2024
CSTB2332	410	-2.4%	51,640	177	29,150	268	(142)	35,890	5.0	03/10/2024
CSTB2333	1,910	0.0%	0	268	29,150	1,015	(895)	36,110	2.0	02/01/2025
CSTB2334	1,640	-2.4%	10,480	134	29,150	1,378	(262)	27,000	3.0	21/08/2024
CSTB2335	340	-37.0%	10	13	29,150	104	(236)	31,000	3.0	22/04/2024
CSTB2336	210	-4.6%	25,390	38	29,150	174	(36)	31,000	5.0	17/05/2024
CSTB2337	1,050	5.0%	1,080	224	29,150	712	(338)	27,000	7.0	19/11/2024
CSTB2338	900	4.7%	54,580	64	29,150	714	(186)	29,000	3.0	12/06/2024
CSTB2401	560	0.0%	0	69	29,150	467	(93)	31,000	3.0	17/06/2024
CTCB2302	6,200	1.0%	12,800	43	45,800	6,294	94	27,000	3.0	22/05/2024
CTCB2306	3,480	-0.3%	30	23	45,800	3,463	(17)	32,000	4.0	02/05/2024
CTCB2307	3,350	0.3%	22,770	114	45,800	3,069	(281)	34,000	4.0	01/08/2024
CTCB2309	4,210	1.7%	12,220	167	45,800	3,923	(287)	35,000	3.0	23/09/2024
CTCB2310	1,630	1.2%	130,660	181	45,800	1,485	(145)	35,000	8.0	07/10/2024
CTCB2311	4,570	0.0%	0	13	45,800	4,610	40	32,000	3.0	22/04/2024
CTCB2312	4,580	1.1%	1,110	93	45,800	4,493	(87)	32,600	3.0	11/07/2024
CTCB2401	6,420	-5.6%	10	69	45,800	6,011	(409)	34,000	2.0	17/06/2024
CTPB2304	300	30.4%	25,780	23	18,600	129	(171)	18,890	4.0	02/05/2024
CTPB2305	470	6.8%	130,060	85	18,600	234	(236)	19,330	4.0	03/07/2024
CTPB2306	1,460	2.1%	5,660	177	18,600	649	(811)	19,890	2.0	03/10/2024
CTPB2401	1,000	7.5%	3,080	69	18,600	587	(413)	18,500	2.0	17/06/2024

CVHM2302	340	-39.3%	140,330	43	43,200	119	(221)	50,000	4.0	22/05/2024
CVHM2307	100	-58.3%	4,010	76	43,200	9	(91)	62,670	8.0	24/06/2024
CVHM2311	320	-31.9%	5,030	114	43,200	66	(254)	60,500	5.0	01/08/2024
CVHM2312	60	-82.4%	23,780	23	43,200	2	(58)	56,000	5.0	02/05/2024
CVHM2313	510	2.0%	18,680	181	43,200	259	(251)	50,000	10.0	07/10/2024
CVHM2315	100	-58.3%	10,000	23	43,200	13	(87)	50,890	8.0	02/05/2024
CVHM2316	320	0.0%	5,480	85	43,200	119	(201)	51,230	8.0	03/07/2024
CVHM2317	520	2.0%	61,140	177	43,200	248	(272)	52,350	8.0	03/10/2024
CVHM2318	1,170	0.9%	1,140	268	43,200	557	(613)	53,460	5.0	02/01/2025
CVHM2319	170	-58.5%	790	13	43,200	2	(168)	52,000	5.0	22/04/2024
CVHM2401	1,260	0.8%	1,350	69	43,200	788	(472)	43,000	4.0	17/06/2024
CVIB2302	2,790	4.5%	2,490	43	23,050	2,826	36	18,610	1.6	22/05/2024
CVIB2304	1,340	3.1%	25,210	120	23,050	1,061	(279)	19,440	3.9	07/08/2024
CVIB2305	830	10.7%	185,050	273	23,050	631	(199)	21,380	5.8	07/01/2025
CVIB2306	3,810	-0.3%	8,100	134	23,050	3,553	(257)	16,520	1.9	21/08/2024
CVIB2307	1,250	2.5%	11,060	132	23,050	892	(358)	20,410	3.9	19/08/2024
CVIB2401	2,200	28.7%	5,570	69	23,050	1,612	(588)	20,410	1.9	17/06/2024
CVIC2306	430	0.0%	0	76	47,700	36	(394)	62,220	8.0	24/06/2024
CVIC2308	470	-4.1%	29,420	120	47,700	339	(131)	50,000	10.0	07/08/2024
CVIC2309	530	-5.4%	45,080	181	47,700	369	(161)	52,000	10.0	07/10/2024
CVIC2312	370	-2.6%	23,310	85	47,700	192	(178)	52,350	10.0	03/07/2024
CVIC2313	610	-4.7%	132,540	177	47,700	316	(294)	53,460	10.0	03/10/2024
CVIC2314	1,830	-3.2%	130	268	47,700	814	(1,016)	54,570	5.0	02/01/2025
CVNM2306	410	-4.7%	19,150	76	67,000	115	(295)	71,710	9.5	24/06/2024
CVNM2308	380	-5.0%	3,640	23	67,000	159	(221)	67,620	7.8	02/05/2024
CVNM2310	330	-2.9%	98,550	120	67,000	52	(278)	78,400	9.8	07/08/2024
CVNM2311	630	3.3%	14,270	273	67,000	182	(448)	78,400	9.8	07/01/2025
CVNM2313	50	-80.8%	3,100	23	67,000	0	(50)	82,300	9.8	02/05/2024
CVNM2314	570	-9.5%	36,010	177	67,000	41	(529)	85,150	7.8	03/10/2024
CVNM2315	2,000	0.0%	0	268	67,000	157	(1,843)	87,110	3.9	02/01/2025
CVNM2316	650	-14.5%	1,030	13	67,000	358	(292)	63,700	9.8	22/04/2024
CVPB2305	750	0.0%	38,320	6	19,350	759	9	17,160	2.9	15/04/2024
CVPB2309	70	-68.2%	39,620	23	19,350	29	(41)	21,450	3.8	02/05/2024
CVPB2311	500	-13.8%	10,610	23	19,350	317	(183)	19,540	1.9	02/05/2024
CVPB2312	900	4.7%	1,080	114	19,350	661	(239)	20,020	1.9	01/08/2024
CVPB2314	230	0.0%	10,000	120	19,350	128	(102)	22,880	3.8	07/08/2024
CVPB2315	320	3.2%	66,350	273	19,350	192	(128)	23,350	5.7	07/01/2025
CVPB2316	90	-10.0%	12,460	23	19,350	8	(82)	22,360	4.8	02/05/2024
CVPB2317	230	4.6%	11,000	85	19,350	80	(150)	22,880	3.8	03/07/2024
CVPB2318	450	2.3%	17,200	177	19,350	174	(276)	23,420	3.8	03/10/2024
CVPB2319	1,500	0.0%	0	268	19,350	496	(1,004)	23,950	1.9	02/01/2025
CVPB2320	350	0.0%	0	13	19,350	27	(323)	20,970	2.9	22/04/2024
CVPB2321	470	-2.1%	11,060	132	19,350	343	(127)	18,000	7.0	19/08/2024
CVPB2322	530	0.0%	7,560	163	19,350	395	(135)	20,000	4.0	19/09/2024
CVRE2303	540	-1.8%	65,300	43	24,200	313	(227)	25,000	3.0	22/05/2024
CVRE2308	300	7.1%	8,510	76	24,200	29	(271)	31,330	5.0	24/06/2024
CVRE2312	110	-56.0%	4,020	23	24,200	27	(83)	27,500	4.0	02/05/2024
CVRE2313	380	11.8%	22,640	114	24,200	138	(242)	29,500	4.0	01/08/2024
CVRE2315	290	3.6%	25,620	181	24,200	112	(178)	30,000	8.0	07/10/2024
CVRE2317	40	-81.8%	43,990	23	24,200	3	(37)	30,000	4.0	02/05/2024
CVRE2318	230	-4.2%	19,120	85	24,200	52	(178)	31,000	4.0	03/07/2024
CVRE2319	390	5.4%	31,200	177	24,200	149	(241)	31,780	4.0	03/10/2024
CVRE2320	1,450	5.8%	1,810	268	24,200	488	(962)	32,330	2.0	02/01/2025
CVRE2321	180	-37.9%	90	13	24,200	1	(179)	29,000	4.0	22/04/2024
CVRE2322	1,120	6.7%	1,650	100	24,200	689	(431)	24,000	3.0	18/07/2024
CVRE2323	720	10.8%	9,380	64	24,200	434	(286)	24,800	3.0	12/06/2024

(*) 歐式交易方式，以現金交易

(**) PHS 採用 Black-Scholes 估價方式

長期投資股

股票代碼	證券所	現時價格	目標價*	報告日	預期 2024 年盈利 (十億越盾)
BSR	UPCOM	19,795	23,200	08/04/2024	5,111
STK	HOSE	31,500	38,550	04/04/2024	132
KDH	HOSE	36,000	42,200	22/03/2024	1,198
PVT	HOSE	28,250	34,850	20/03/2024	2,344
MSB	HOSE	14,450	20,700	19/03/2024	5,749
POW	HOSE	11,300	14,500	12/03/2024	1,923
IMP	HOSE	68,000	81,100	29/02/2024	355
NT2	HOSE	22,800	32,300	07/02/2024	640
VIB	HOSE	23,050	27,000	07/02/2024	9,843
VHM	HOSE	43,200	63,300	26/01/2024	27,904
MSH	HOSE	45,400	55,900	17/01/2024	318
SIP	HOSE	82,100	83,400	10/01/2024	1,123
KBC	HOSE	33,700	36,000	10/01/2024	1,647
IDC	HNX	58,100	56,000	10/01/2024	2,212
CTG	HOSE	34,250	36,375	10/01/2024	23,247
VCB	HOSE	94,300	87,329	10/01/2024	37,497
BID	HOSE	52,700	55,870	10/01/2024	25,522
TCB	HOSE	45,800	45,148	10/01/2024	22,796
MBB	HOSE	24,000	29,592	10/01/2024	23,926
TPB	HOSE	18,600	24,130	10/01/2024	7,508
OCB	HOSE	14,600	19,164	10/01/2024	4,880
ACB	HOSE	27,300	31,952	10/01/2024	18,261
VPB	HOSE	19,350	25,603	10/01/2024	16,420
STB	HOSE	29,150	34,494	10/01/2024	9,865
LPB	HOSE	18,550	18,389	10/01/2024	4,731
SHB	HOSE	11,200	16,146	10/01/2024	10,044
MWG	HOSE	52,800	61,600	10/01/2024	2,325
FRT	HOSE	140,000	119,200	10/01/2024	305
DGW	HOSE	62,500	55,300	10/01/2024	665
PNJ	HOSE	97,000	101,000	10/01/2024	2,357
VNM	HOSE	67,000	77,500	10/01/2024	10,402
SAB	HOSE	55,000	83,600	10/01/2024	5,162
HPG	HOSE	29,900	31,200	10/01/2024	15,721
VHC	HOSE	74,200	87,700	10/01/2024	1,218
FMC	HOSE	50,200	59,400	10/01/2024	318
ANV	HOSE	32,400	39,100	10/01/2024	261
TCM	HOSE	44,000	54,700	10/01/2024	221
GEG	HOSE	13,800	18,000	10/01/2024	227
GAS	HOSE	79,900	87,300	10/01/2024	12,352
PLX	HOSE	37,150	42,300	10/01/2024	4,395
PVD	HOSE	33,200	29,100	10/01/2024	816
PVS	HNX	42,400	40,300	10/01/2024	1,136
NLG	HOSE	43,150	40,600	10/01/2024	631
VRE	HOSE	24,200	37,700	10/01/2024	4,252

資料來源: PHS 收集

*若除權交易日發生在報告日後將影響目標價

分析師認證

這份報告由 Pham Quang Chuong - 富鑫證券股份公司研究員製作。負責籌備本研究報告之全部或部份內容之研究分析師、策略分析師、研究人員以茲聲明，任何研究分析師、策略分析師、研究人員在於本研究報告所提出之觀點，皆精確反映出其對於該發行機構與證券之個人意見。各研究分析師、策略分析師、研究人員均保證，其報酬在過去與未來，絕對沒有任何一部分是直接或間接與研究分析師、策略分析師、研究人員在此研究報告中所呈現之特定推薦或觀點有關。

評等指標定義

加碼= 預估其未來之潛在上漲空間大於10%。

觀望= 預估其未來之潛在漲跌空間將在下上10%之間。

減碼= 預估其未來之潛在下跌空間大於10%。

未評等= 本股票並不在富鑫證券之評等涵蓋範圍，或者尚未上市。

績效表現根據12個月的總回報(包含股息)所評定。

富鑫證券股份公司

地址：21st Floor, Phu My Hung Building, 08 Hoang Van Thai Street, Tan Phu Ward, District 7, HCMC.

電話號碼：(84-28) 5 413 5479

客服專線：(84-28) 1900 25 23 58

傳真號碼：+84 28 5413 5473

胡志明市

富美興交易室

地址：Ground Floor, CR2-08, 107 Ton Dat Tien,
Tan Phu Ward, District 7, Ho Chi Minh City

電話號碼：(84-28) 5 413 5478

傳真號碼：+84 28 5413 5473

Tan Binh 分行

地址：Park Legend Building, 251 Hoang Van Thu
Street, Ward 2, Tan Binh District, HCMC

電話號碼：(84-28) 3813 2401

傳真號碼：(84-28) 3813 2415

第三郡分行

地址：4th & 5th Floor, D&D Tower, 458 Nguyen Thi
Minh Khai, Ward 2, District 3, HCMC

電話號碼：(84-28) 382 08068

傳真號碼：(84-28) 3820 8206

第一郡分行

地址：Room 1003A, 10th Floor, No. 81-83-83B-85
Ham Nghi Street, Nguyen Thai Binh Ward,
District 1, HCMC

電話號碼：(84-28) 3 535 6060

傳真號碼：(84-28) 3 535 2912

河內市

Ha Noi 分行

地址：5th Floor, Vinafor Building, No.127 Lo
Duc, Dong Mac Ward, Hai Ba Trung
District, Ha Noi

電話號碼：(84-24) 3 933 4566

傳真號碼：(84-24) 3 933 4820

Thanh Xuan 分行

地址：5th Floor, UDIC Complex Building, N04
Hoang Dao Thuy, Trung Hoa Ward, Cau Giay
District, Ha Noi

電話號碼：(84-24) 6 250 9999

傳真號碼：(84-24) 6 250 6666

海防市

海防分行

地址：2nd Floor, Eliteco Building No.18 Tran
Hung Dao, Hoang Van Thu Ward, Hong Bang
District, Hai Phong

電話號碼：(84-225) 384 1810

傳真號碼：(84-225) 384 1801