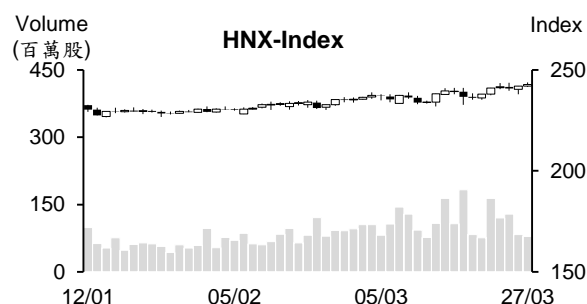
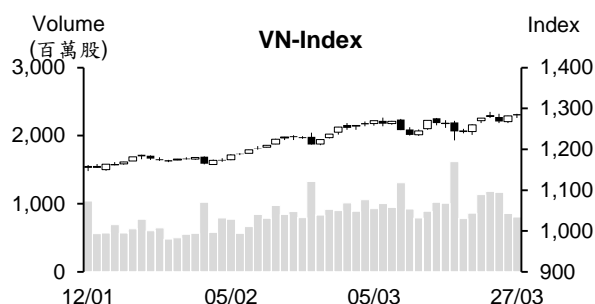


越股行情

| 27/03/2024 | HOSE | | VN30 | | HNX | |
|-----------------|---------------|---------------|---------------|----------------|--------------|---------------|
| 收盤價 | 1,283.09 | 0.07% | 1,288.77 | 0.20% | 242.85 | 0.34% |
| 成交股數(百萬股) | 919.60 | -2.38% | 251.78 | 4.02% | 84.61 | -2.99% |
| 撮合股數(百萬股) | 803.57 | -6.42% | 188.56 | -10.30% | 78.85 | -5.18% |
| 與最近 20 日的平均水位相比 | 1,009.73 | -20.42% | 277.54 | -32.06% | 111.58 | -29.33% |
| 成交值(十億越盾) | 24,070 | 9.91% | 9,784 | 31.47% | 1,799 | 2.55% |
| 撮合成交值(十億越盾) | 19,513 | -2.44% | 6,372 | -2.55% | 1,671 | -0.60% |
| 與最近 20 日之平均比較 | 24,795 | -21.30% | 9,159 | -30.43% | 2,284 | -26.83% |
| 上漲家數 | 244 | 45% | 13 | 43% | 103 | 45% |
| 下跌家數 | 209 | 38% | 11 | 37% | 64 | 28% |
| 持平家數 | 95 | 17% | 6 | 20% | 63 | 27% |



市場概況

VN 指數呈現小幅震盪，最終以小紅作收。透過盤面觀察，上漲及下跌檔數差異不大，鋼鐵、橡膠、海運、Viettel 族群、營建及部分中小型不動產股紛紛上漲。雖然今日量能較昨日擴增，但主要來自 MSN 股的議價交易。若不包含議價交易在內，撮合成交量萎縮。外資持續減碼，淨賣超值明顯擴增(主要拋售 MSN 股)。

技術分析

VN 指數連續兩個交易日上漲，量能維持低於最近二十日平均成交量，顯示市場投資氣氛有所偏向謹慎。指數守穩在 MA5 均線之上，配合 MA5 與 MA20 呈現多頭排列，加以相對強弱指標 (RSI) 提升至 63，以及 +DI 在 -DI 之上且其距離擴增，我們因之預期指數將向上測試 1,300 點或進一步上攻至 1,400 點；河內部分，HNX 指數也持續上漲。與 HOSE 盤勢相似，指數守穩在 MA5 之上，以及 MA5 與 MA20 呈現多頭排列，支持指數有機會向上測試 250 點。整體而言，盤勢上升走勢仍在延續，操作上建議投資人可趁著盤勢呈現高檔震盪時進行調整投資部位，基本面佳、獲利成長及吸引資金之股票為投資標的。

建議股名單: PC1、ACB (加碼)

(請參考第 2 頁)

當日調整股名單

| 次號 | 股票代碼 | 評等 | 評等日 | 現時價格 | 買入區間 | 持股表現 | 目標價 | 預期獲利 | 停損價 | 預期損失 | 備註 |
|----|------|----|----------|-------|-------|------|------|-------|------|-------|-----------------|
| 1 | PC1 | 加碼 | 28/03/24 | 28.55 | 28.55 | 0.0% | 34.3 | 20.1% | 27.5 | -3.7% | 在積累上漲動能後，有機會上揚。 |
| 2 | ACB | 加碼 | 28/03/24 | 28.00 | 28.00 | 0.0% | 31.5 | 12.5% | 26.7 | -4.6% | 積累上漲動能。 |

投資組合部位

| 次號 | 股票代碼 | 評等 | 評等日 | 現時價格 | 買入區間 | 持股表現 | 目標價 | 預期獲利 | 停損價 | 預期損失 | 備註 |
|----|------|----|----------|-------|-------|-------|------|-------|------|-------|----|
| 1 | OIL | 加碼 | 08/01/24 | 9.98 | 10.2 | -2.1% | 11.6 | 13.7% | 9.6 | -5.9% | |
| 2 | DHG | 加碼 | 23/01/24 | 116.3 | 106.1 | 9.6% | 122 | 15.0% | 100 | -6% | |
| 3 | DPM | 加碼 | 08/03/24 | 35.85 | 35.4 | 1.3% | 40.3 | 13.8% | 33.6 | -5% | |
| 4 | IJC | 加碼 | 14/03/24 | 15.80 | 15.5 | 1.9% | 18 | 16.1% | 14.6 | -6% | |
| 5 | SSI | 加碼 | 18/03/24 | 38.50 | 37.8 | 1.9% | 41.5 | 9.8% | 35.9 | -5% | |
| 6 | SHS | 加碼 | 21/03/24 | 20.50 | 19.2 | 6.8% | 25.6 | 33% | 18.1 | -6% | |
| 7 | PVS | 加碼 | 21/03/24 | 39.2 | 37.6 | 4.3% | 45 | 20% | 36.1 | -4% | |
| 8 | CEO | 加碼 | 21/03/24 | 23.6 | 22.6 | 4.4% | 25.5 | 13% | 21.4 | -5% | |
| 9 | VCG | 加碼 | 22/03/24 | 25.55 | 25.55 | 0.0% | 29.4 | 15% | 24 | -6% | |
| 10 | NLG | 加碼 | 22/03/24 | 44.2 | 43.3 | 2.1% | 50 | 15% | 40.8 | -6% | |
| 11 | PNJ | 加碼 | 25/03/24 | 97.5 | 98.5 | -1.0% | 110 | 12% | 94.5 | -4% | |
| 12 | STB | 加碼 | 26/03/24 | 30.9 | 30.85 | 0.2% | 33.5 | 9% | 29.5 | -4% | |
| 13 | SHB | 加碼 | 27/03/24 | 11.5 | 11.5 | 0.0% | 12.5 | 9% | 11 | -4% | |
| 14 | NKG | 加碼 | 27/03/24 | 26 | 26 | 0.0% | 29 | 12% | 24.5 | -6% | |
| 15 | BAF | 加碼 | 27/03/24 | 28.8 | 28.45 | 1.2% | 33 | 16% | 27.3 | -4% | |

2024 年前三個月湧入越南的 FDI 資金成長逾 13%至 61.7 億美元

據投資計畫部-外國投資局之統計數據顯示，截至 3 月 20 日為止，FDI 新批、增資及合資的註冊資金加總為 61.7 億美元，較去年同期增長 13.4%。FDI 執行資金同步增長 7.1%至 46.3 億美元。今年前三個月境外資金湧入越南 42 省市，其中河內市之 FDI 資金位居領先，其註冊資金年增長逾 6.1 倍至 9.708 億多越盾，佔整體 FDI 註冊資金的 15.7%。

湧入工業-製造業的 FDI 資金最多 (佔註冊投資總額近 63.6%)，近 39.3 億美元 (較去年同期略微下降 1.3%)。新加坡為越南最大投資來源國，其註冊資金較去年同期成長 51.3%至 25.5 億美元 (佔整體 FDI 註冊資金的 41.3%)。其次為香港，其註冊資金增長近 2.3 倍至 10.5 億美元，(佔 17.1%)。

截至 3 月 20 日為止，還生效中的 FDI 案件為 39,758 件，累計註冊資本金加總近 4,758 億美元。累計執行資金約 3,018 億美元，佔整體註冊資本的 63.4%。

3 月 26 日越南國家銀行 (SBV) 僅發行 3.7 兆越盾短期票券

3 月 26 日越南國家銀行 (SBV) 持續透過公開市場操作 (OMO) 收回 3.7 兆越盾之 28 天期限的短期票券。在參與投標的 4 家銀行裡面，3 家銀行獲得中標，利率上升至 1.9% (為這次 SBV 啟動短期票券發行之最高利率)。

前 11 次的發行金額近 152 兆越盾，日均發行金額為 13.809 兆越盾，平均利率為 1.43%迄今，發行金額近 156 兆越盾，預期 4 月 8 日第一檔短期票券將到期。

3 月 27 日 24K 黃金價格下跌，但 SJC 黃金價格上漲

3 月 27 日下午 2 時西貢珠寶公司的 SJC 黃金價格較上午大幅上漲 50 萬越盾至每兩 7,880-8,080 萬越盾，24K 黃金價格維持在 6,815-6,940 萬越盾。DOJI 金條價格也上漲 40 萬越盾至每兩 7,850-8,050 萬越盾，24K 黃金價格維持在 6,870-6,990 萬越盾。國際黃金價格為每盎司 2,176 美元 (每兩 6,550 萬越盾左右)。

資料來源：Cafef、Fireant

買力復甦趨緩，但 PNJ 計畫今年獲利將逾 2 兆越盾

據富潤珠寶股份有限公司 (PNJ) 的 2024 年股東大會之相關文件顯示，公司計畫營收淨額將成長 12%至 37.147 兆越盾、毛利將增長 8%至 6.543 兆多越盾。另外，雖然購買力復甦趨緩，但 PNJ 計畫稅後盈餘將增長 6%至 2.089 兆多越盾 (創下歷史新高)。

2024 年股息比率將依經營結果調整，預期 2024 年股息比率為 20% (相當於 2023 年股息比率)。另外，PNJ 將呈上股東有關 2024 年主要領導人的 ESOP 股發行方案。公司計畫將以每股 2 萬越盾的價格發放 330 萬 ESOP 股 (佔流通股數的 1%)。預期籌集資金近 670 億越盾。

3 月 27 日 VPBank 同步調升存款利率

據 3 月 27 日 VPBank 公佈存款利率一欄表，1 個月期的年存款利率上升 0.1%、2 至 36 個月的年存款利率同步調升 0.2%。對於在櫃台存款之部分，1 個月、2 至 5 個月、6 至 11 個月、12 至 18 個月及 36 個月的年存款利率分別為 2.3-2.5%、2.6 - 2.8%、4.1 - 4.3%、4.4 - 4.6%及 4.8 - 5%；對於線上存款部分，1 個月、2 至 5 個月、6 至 11 個月、12 至 18 個月及 36 個月的年存款利率分別為 2.4-2.6%、2.7 - 2.9%、4.2 - 4.4%、4.5 - 4.7%及 4.9 - 5.1%。

24 至 36 個月的線上存款金額若達 500 億多越盾，存款利率將為 5.2% (目前最高)。

VIB 計畫 2024 年稅前盈餘成長 13%，增資至近 30 兆越盾

據越南國際商業股份銀行 (VIB) 於 4 月 2 日召開 2024 年股東大會的相關文件顯示，VIB 計畫 2023 年股息比率將為 29.5%，其中股票及現金股息比率分別為 17%及 12.5%。銀行已於 2024 年 2 月 21 日預支 2023 年 6%現金股息。因此，2023 年剩下的現金股息比率將為 6.5% (股息支付金額為 1.648 兆越盾)。

銀行將發行近 4.313 億紅利股 (比率為 17%) 給現有股東以及近 1,110 萬 ESOP 股 (比率為 0.44%)。ESOP 股將受一年轉讓之限制。預期在發行後，VIB 註冊資本將由 25.368 兆越盾增加至 29.791 兆越盾。

VIB 計畫今年稅前盈餘將成長 13%至 12.045 兆越、資產總額將增加 20%至 492 兆越盾、授信餘額及籌資資金將分別增加 20%及 21%至 320.6 兆越盾及 315.2 兆越盾、不良貸款率將低於 3%、ROE 及 ROA 將分別為 24%及 2.2%。

資料來源：Fireant、Vietstock

市場統計

撮合統計

推升指數上漲的前五名股票

| HOSE | | | | HNX | | | |
|------|-------------|---------|-----------|------|--------------|---------|-----------|
| 股票代碼 | 收盤價 (越盾) | 漲跌 % | 影響指數 % | 股票代碼 | 收盤價 (VND) | 漲跌 % | 影響指數 % |
| MWG | 50,700 | 4.21% | 0.06% | PVI | 49,000 | 2.30% | 0.08% |
| MSN | 75,400 | 1.89% | 0.04% | VCS | 70,500 | 1.44% | 0.05% |
| CTG | 35,500 | 0.85% | 0.03% | TNG | 22,800 | 4.11% | 0.03% |
| CTR | 142,700 | 5.70% | 0.02% | IDC | 58,800 | 0.51% | 0.03% |
| SAB | 57,500 | 1.05% | 0.01% | BAB | 12,600 | 0.80% | 0.03% |

拖累指數的前五名股票

| HOSE | | | | HNX | | | |
|------|-------------|---------|-----------|------|-------------|---------|-----------|
| 股票代碼 | 收盤價 (越盾) | 漲跌 % | 影響指數 % | 股票代碼 | 收盤價 (越盾) | 漲跌 % | 影響指數 % |
| BID | 52,500 | -0.94% | -0.06% | KSV | 28,000 | -2.44% | -0.04% |
| VCB | 95,800 | -0.52% | -0.05% | PRE | 17,400 | -5.95% | -0.03% |
| GVR | 33,400 | -1.47% | -0.04% | DTK | 11,200 | -0.88% | -0.02% |
| TCB | 45,550 | -0.87% | -0.03% | NVB | 10,700 | -0.93% | -0.02% |
| VHM | 42,500 | -0.58% | -0.02% | THD | 35,100 | -0.28% | -0.01% |

前五名成交量

| HOSE | | | | HNX | | | |
|------|-------------|---------|------------|------|-------------|---------|-------------|
| 股票代碼 | 收盤價 (越盾) | 漲跌 % | 成交量 (股) | 股票代碼 | 收盤價 (越盾) | 漲跌 % | 成交量 (千股) |
| NVL | 18,100 | 1.40% | 43,785,540 | SHS | 20,500 | 0.49% | 16,856,877 |
| VND | 23,300 | -0.64% | 37,034,217 | CEO | 23,600 | 0.00% | 13,286,089 |
| HSG | 24,100 | 2.55% | 27,383,993 | PVS | 39,200 | 0.26% | 6,957,774 |
| VIX | 21,000 | 0.24% | 26,469,831 | TNG | 22,800 | 4.11% | 4,366,960 |
| HPG | 30,600 | 0.16% | 24,342,964 | HUT | 19,300 | 0.52% | 3,551,172 |

前五名成交值

| HOSE | | | | HNX | | | |
|------|-------------|---------|---------------|------|-------------|---------|---------------|
| 股票代碼 | 收盤價 (越盾) | 漲跌 % | 成交值 (十億越盾) | 股票代碼 | 收盤價 (越盾) | 漲跌 % | 成交值 (十億越盾) |
| VND | 23,300 | -0.64% | 866.8 | SHS | 20,500 | 0.49% | 345.7 |
| NVL | 18,100 | 1.40% | 783.0 | CEO | 23,600 | 0.00% | 312.6 |
| HPG | 30,600 | 0.16% | 751.7 | PVS | 39,200 | 0.26% | 276.3 |
| DIG | 32,750 | 2.50% | 729.3 | TNG | 22,800 | 4.11% | 98.3 |
| SSI | 38,500 | 1.32% | 717.3 | HUT | 19,300 | 0.52% | 68.9 |

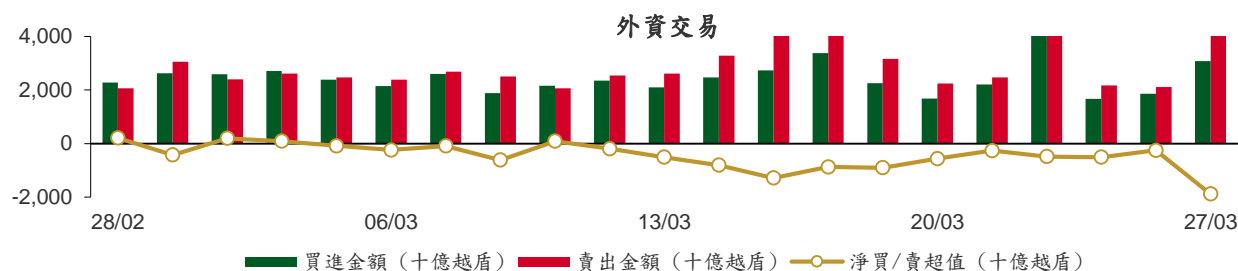
議價交易

前五名股

| HOSE | | | HNX | | |
|------|------------|---------------|------|------------|---------------|
| 股票代碼 | 成交量 (股) | 成交值 (十億越盾) | 股票代碼 | 成交量 (股) | 成交值 (十億越盾) |
| MSN | 39,610,506 | 2,753.32 | GKM | 1,804,000 | 58.07 |
| VIX | 9,000,000 | 175.50 | HUT | 1,790,000 | 34.01 |
| MSB | 11,805,400 | 172.21 | VC3 | 302,000 | 8.82 |
| VPB | 8,234,200 | 159.72 | PVS | 160,000 | 6.81 |
| EIB | 7,727,888 | 144.14 | ATS | 748,700 | 6.21 |

外資交易行情 (股票)

| 證交所 | 買進成交量 (百萬股) | 買進金額 (十億越盾) | 賣出成交量 (百萬股) | 賣出金額 (十億越盾) | 淨買/賣成 交易 (百萬股) | 淨買/賣超值 (十億越盾) |
|-----------|----------------|-----------------|----------------|-----------------|----------------------|-------------------|
| HOSE | 68.89 | 3,056.59 | 108.84 | 4,935.52 | (39.96) | (1,878.92) |
| HNX | 1.34 | 23.54 | 1.20 | 27.53 | 0.13 | (3.99) |
| 總計 | 70.22 | 3,080.13 | 110.05 | 4,963.05 | (39.82) | (1,882.91) |



前五名買進

| HOSE | | | | HNX | | | |
|------|-------------|------------|---------------|------|-------------|------------|---------------|
| 股票代碼 | 收盤價 (越盾) | 成交量 (股) | 成交值 (十億越盾) | 股票代碼 | 收盤價 (越盾) | 成交量 (股) | 成交值 (十億越盾) |
| MSN | 75,400 | 27,974,719 | 1,945.63 | TNG | 22,800 | 334,600 | 7.52 |
| PNJ | 97,500 | 900,317 | 93.81 | TIG | 13,900 | 415,300 | 5.73 |
| MBB | 25,300 | 2,835,220 | 76.55 | HUT | 19,300 | 166,700 | 3.25 |
| MWG | 50,700 | 1,173,114 | 58.69 | VGS | 27,500 | 47,000 | 1.33 |
| FRT | 147,000 | 340,600 | 49.84 | PVI | 49,000 | 25,628 | 1.23 |

前五名賣出

| HOSE | | | | HNX | | | |
|------|-------------|------------|---------------|------|-------------|------------|---------------|
| 股票代碼 | 收盤價 (越盾) | 成交量 (股) | 成交值 (十億越盾) | 股票代碼 | 收盤價 (越盾) | 成交量 (股) | 成交值 (十億越盾) |
| MSN | 75,400 | 42,273,774 | 2,953.85 | CEO | 23,600 | 380,058 | 8.92 |
| VIX | 21,000 | 8,911,800 | 173.82 | SHS | 20,500 | 347,600 | 7.20 |
| VHM | 42,500 | 3,200,200 | 136.38 | L14 | 46,000 | 46,800 | 2.15 |
| GEX | 25,050 | 4,798,600 | 119.71 | VGS | 27,500 | 59,300 | 1.65 |
| PNJ | 97,500 | 900,000 | 93.78 | VC7 | 14,300 | 104,200 | 1.49 |

前五名淨買超

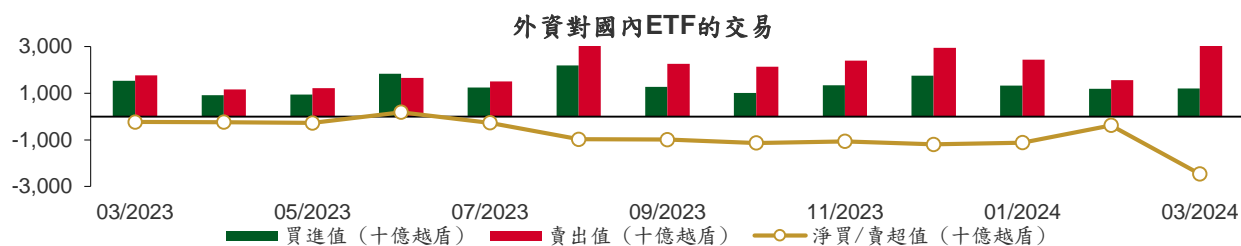
| HOSE | | | | HNX | | | |
|------|-------------|--------------|----------------|------|-------------|--------------|----------------|
| 股票代碼 | 收盤價 (越盾) | 淨買超股數 (股) | 淨買超值 (十億越盾) | 股票代碼 | 收盤價 (越盾) | 淨買超股數 (股) | 淨買超值 (十億越盾) |
| VSC | 23,550 | 1,990,900 | 45.33 | TNG | 22,800 | 295,700 | 6.66 |
| HSG | 24,100 | 1,339,195 | 32.64 | TIG | 13,900 | 376,500 | 5.19 |
| MWG | 50,700 | 592,114 | 29.48 | HUT | 19,300 | 166,700 | 3.25 |
| TPB | 19,200 | 938,000 | 17.97 | PVI | 49,000 | 25,628 | 1.23 |
| DBD | 56,600 | 314,500 | 17.76 | MST | 7,200 | 78,000 | 0.56 |

前五名淨賣超

| HOSE | | | | HNX | | | |
|------|-------------|--------------|----------------|------|-------------|--------------|----------------|
| 股票代碼 | 收盤價 (越盾) | 淨賣超股數 (股) | 淨賣超值 (十億越盾) | 股票代碼 | 收盤價 (越盾) | 淨賣超股數 (股) | 淨賣超值 (十億越盾) |
| MSN | 75,400 | (14,299,055) | (1,008.22) | CEO | 23,600 | (359,994) | (8.45) |
| VIX | 21,000 | (8,482,695) | (164.72) | SHS | 20,500 | (339,300) | (7.03) |
| VHM | 42,500 | (3,169,600) | (135.08) | L14 | 46,000 | (46,800) | (2.15) |
| GEX | 25,050 | (4,762,600) | (118.81) | VC7 | 14,300 | (104,200) | (1.49) |
| VNM | 67,700 | (1,062,607) | (71.79) | PLC | 34,700 | (25,300) | (0.89) |

ETF 交易

| 價格統計 | | | | | 外資交易 | | | |
|-----------|-------------|-----------|------------------|---------------|-----------|----------------|----------------|------------------|
| ETF 代碼 | 收盤價 (越盾) | 漲跌 (%) | 成交量 (股) | 成交值 (十億越盾) | ETF 代碼 | 買進金額 (十億越盾) | 賣出金額 (十億越盾) | 淨買/賣超值 (十億越盾) |
| E1VFN30 | 22,100 | 0.1% | 501,693 | 11.12 | E1VFN30 | 8.95 | 9.55 | (0.60) |
| FUEMAV30 | 15,280 | 0.1% | 12,600 | 0.19 | FUEMAV30 | 0.19 | 0.03 | 0.16 |
| FUESSV30 | 15,780 | 1.8% | 504,700 | 7.97 | FUESSV30 | 7.94 | 7.90 | 0.04 |
| FUESSV50 | 18,120 | 0.1% | 3,701 | 0.07 | FUESSV50 | 0.01 | 0.00 | 0.01 |
| FUESSVFL | 21,030 | 0.2% | 1,083,005 | 22.85 | FUESSVFL | 4.95 | 22.60 | (17.65) |
| FUEVFVND | 30,840 | 1.3% | 3,747,545 | 114.59 | FUEVFVND | 26.06 | 65.58 | (39.51) |
| FUEVN100 | 17,300 | 0.0% | 39,900 | 0.69 | FUEVN100 | 0.29 | 0.14 | 0.15 |
| FUEIP100 | 7,300 | -6.8% | 400 | 0.00 | FUEIP100 | 0.00 | 0.00 | 0.00 |
| FUEKIV30 | 8,470 | 0.0% | 57,500 | 0.49 | FUEKIV30 | 0.47 | 0.48 | (0.01) |
| FUEDCMID | 11,920 | -0.8% | 12,900 | 0.15 | FUEDCMID | 0.00 | 0.14 | (0.14) |
| FUEKIVFS | 12,250 | 0.8% | 100 | 0.00 | FUEKIVFS | 0.00 | 0.00 | 0.00 |
| FUEMAVND | 12,860 | 1.0% | 53,600 | 0.69 | FUEMAVND | 0.68 | 0.22 | 0.46 |
| FUEFCV50 | 12,360 | 0.7% | 3,800 | 0.05 | FUEFCV50 | 0.00 | 0.00 | 0.00 |
| FUEBFVND | 12,510 | 0.0% | 0 | 0.00 | FUEBFVND | 0.00 | 0.00 | 0.00 |
| 總計 | | | 6,021,444 | 158.85 | 總計 | 49.55 | 106.65 | (57.10) |



權證資訊

| 權證代碼 (*) | 收盤價 (越盾) | 漲跌 (%) | 成交量 | 到期的 天數 | 標的股票 之價格 (越盾) | 權證理 論價格 (越盾) (**) | 與收盤價 的差異 (越盾) | 履約價格 (越盾) | 行使 比例 n:1 | 最後交易日 |
|----------|-------------|-----------|---------|-----------|---------------------|----------------------------|---------------------|--------------|-----------------|------------|
| CACB2304 | 2,190 | -0.9% | 300 | 180 | 28,000 | 1,853 | (337) | 23,000 | 3.0 | 23/09/2024 |
| CACB2305 | 1,020 | -1.0% | 18,650 | 194 | 28,000 | 801 | (219) | 24,000 | 6.0 | 07/10/2024 |
| CACB2306 | 2,210 | 0.5% | 6,930 | 113 | 28,000 | 2,077 | (133) | 22,000 | 3.0 | 18/07/2024 |
| CACB2307 | 750 | -5.1% | 2,330 | 145 | 28,000 | 633 | (117) | 25,000 | 6.0 | 19/08/2024 |
| CACB2401 | 1,830 | 0.0% | 860 | 82 | 28,000 | 1,712 | (118) | 25,000 | 2.0 | 17/06/2024 |
| CFPT2305 | 4,980 | 0.0% | 160 | 19 | 115,200 | 4,857 | (123) | 67,210 | 9.9 | 15/04/2024 |
| CFPT2309 | 4,530 | -0.9% | 1,590 | 36 | 115,200 | 4,474 | (56) | 80,060 | 7.9 | 02/05/2024 |
| CFPT2310 | 4,300 | -0.5% | 12,190 | 127 | 115,200 | 3,982 | (318) | 84,510 | 7.9 | 01/08/2024 |
| CFPT2313 | 2,220 | -1.3% | 20,120 | 133 | 115,200 | 1,705 | (515) | 100,000 | 10.0 | 07/08/2024 |
| CFPT2314 | 2,870 | -0.7% | 22,260 | 286 | 115,200 | 1,955 | (915) | 100,000 | 10.0 | 07/01/2025 |
| CFPT2315 | 4,880 | 0.0% | 0 | 26 | 115,200 | 4,418 | (462) | 80,000 | 8.0 | 22/04/2024 |
| CFPT2316 | 3,560 | 0.0% | 1,270 | 113 | 115,200 | 3,385 | (175) | 82,000 | 10.0 | 18/07/2024 |
| CFPT2317 | 1,690 | -2.9% | 1,970 | 237 | 115,200 | 1,201 | (489) | 101,000 | 15.0 | 19/11/2024 |
| CFPT2318 | 2,600 | -3.0% | 950 | 106 | 115,200 | 2,184 | (416) | 99,000 | 8.0 | 11/07/2024 |
| CHDB2306 | 1,700 | -1.2% | 16,190 | 89 | 24,150 | 1,423 | (277) | 19,340 | 3.5 | 24/06/2024 |
| CHPG2309 | 2,330 | 0.4% | 237,870 | 56 | 30,600 | 2,270 | (60) | 24,000 | 3.0 | 22/05/2024 |
| CHPG2315 | 1,740 | 13.7% | 10 | 85 | 30,600 | 1,020 | (720) | 27,780 | 4.0 | 20/06/2024 |
| CHPG2316 | 1,410 | 3.7% | 17,250 | 176 | 30,600 | 1,114 | (296) | 28,890 | 4.0 | 19/09/2024 |
| CHPG2319 | 870 | 3.6% | 7,200 | 89 | 30,600 | 696 | (174) | 30,110 | 4.0 | 24/06/2024 |
| CHPG2321 | 2,010 | 2.0% | 9,000 | 19 | 30,600 | 2,047 | 37 | 24,500 | 3.0 | 15/04/2024 |
| CHPG2322 | 2,500 | -14.4% | 620 | 110 | 30,600 | 1,564 | (936) | 30,000 | 2.0 | 15/07/2024 |
| CHPG2326 | 950 | 5.6% | 120,210 | 36 | 30,600 | 896 | (54) | 27,500 | 4.0 | 02/05/2024 |
| CHPG2328 | 1,520 | 4.1% | 1,110 | 36 | 30,600 | 1,424 | (96) | 28,500 | 2.0 | 02/05/2024 |
| CHPG2329 | 1,950 | 1.0% | 82,420 | 127 | 30,600 | 1,932 | (18) | 29,000 | 2.0 | 01/08/2024 |
| CHPG2331 | 970 | 2.1% | 55,760 | 194 | 30,600 | 854 | (116) | 28,000 | 6.0 | 07/10/2024 |
| CHPG2332 | 980 | 2.1% | 14,200 | 225 | 30,600 | 855 | (125) | 28,500 | 6.0 | 07/11/2024 |
| CHPG2333 | 1,000 | 2.0% | 10,680 | 253 | 30,600 | 853 | (147) | 29,000 | 6.0 | 05/12/2024 |
| CHPG2334 | 770 | 1.3% | 64,440 | 286 | 30,600 | 643 | (127) | 29,500 | 8.0 | 07/01/2025 |
| CHPG2336 | 940 | 8.1% | 370 | 36 | 30,600 | 781 | (159) | 28,110 | 4.0 | 02/05/2024 |
| CHPG2337 | 1,030 | 3.0% | 290 | 98 | 30,600 | 784 | (246) | 29,670 | 4.0 | 03/07/2024 |
| CHPG2338 | 1,380 | 2.2% | 5,010 | 190 | 30,600 | 1,009 | (371) | 30,000 | 4.0 | 03/10/2024 |
| CHPG2339 | 3,940 | 4.5% | 270 | 281 | 30,600 | 2,383 | (1,557) | 30,220 | 2.0 | 02/01/2025 |
| CHPG2340 | 2,220 | 0.0% | 0 | 26 | 30,600 | 1,895 | (325) | 25,000 | 3.0 | 22/04/2024 |
| CHPG2341 | 1,660 | 0.6% | 240 | 113 | 30,600 | 1,583 | (77) | 30,000 | 2.0 | 18/07/2024 |
| CHPG2342 | 980 | 3.2% | 7,510 | 237 | 30,600 | 806 | (174) | 24,000 | 10.0 | 19/11/2024 |
| CHPG2343 | 1,370 | -2.1% | 4,170 | 77 | 30,600 | 1,277 | (93) | 28,000 | 3.0 | 12/06/2024 |
| CHPG2401 | 790 | 0.0% | 170 | 82 | 30,600 | 754 | (36) | 31,000 | 3.0 | 17/06/2024 |
| CMBB2306 | 4,970 | -0.4% | 2,340 | 56 | 25,300 | 4,939 | (31) | 16,970 | 1.7 | 22/05/2024 |
| CMBB2309 | 1,600 | 0.0% | 49,100 | 36 | 25,300 | 1,587 | (13) | 19,000 | 4.0 | 02/05/2024 |
| CMBB2311 | 3,140 | -1.0% | 2,640 | 36 | 25,300 | 3,174 | 34 | 19,000 | 2.0 | 02/05/2024 |
| CMBB2312 | 3,270 | 1.6% | 2,250 | 127 | 25,300 | 3,041 | (229) | 19,500 | 2.0 | 01/08/2024 |
| CMBB2314 | 1,580 | 0.0% | 28,220 | 133 | 25,300 | 1,413 | (167) | 20,000 | 4.0 | 07/08/2024 |
| CMBB2315 | 1,890 | -1.1% | 10,520 | 286 | 25,300 | 1,555 | (335) | 20,000 | 4.0 | 07/01/2025 |
| CMBB2316 | 880 | -1.1% | 4,570 | 36 | 25,300 | 735 | (145) | 18,000 | 10.0 | 02/05/2024 |
| CMBB2317 | 1,230 | 0.0% | 0 | 145 | 25,300 | 1,139 | (91) | 20,000 | 5.0 | 19/08/2024 |
| CMBB2318 | 1,980 | 0.0% | 4,800 | 176 | 25,300 | 1,900 | (80) | 18,000 | 4.0 | 19/09/2024 |
| CMBB2401 | 2,640 | -1.9% | 7,400 | 82 | 25,300 | 2,737 | 97 | 20,000 | 2.0 | 17/06/2024 |
| CMSN2302 | 2,000 | 2.6% | 43,770 | 56 | 75,400 | 1,769 | (231) | 66,000 | 6.0 | 22/05/2024 |
| CMSN2307 | 540 | -5.3% | 115,940 | 89 | 75,400 | 290 | (250) | 83,000 | 10.0 | 24/06/2024 |
| CMSN2311 | 660 | -8.3% | 60,480 | 127 | 75,400 | 321 | (339) | 88,500 | 8.0 | 01/08/2024 |
| CMSN2313 | 990 | 2.1% | 266,280 | 194 | 75,400 | 664 | (326) | 80,000 | 10.0 | 07/10/2024 |
| CMSN2315 | 380 | -5.0% | 1,160 | 36 | 75,400 | 134 | (246) | 82,000 | 10.0 | 02/05/2024 |

本日報由富鑫證券股份有限公司研究部發佈，以上所有資訊乃源於可靠之消息來源，但由於證券市場瞬息萬變且受許多不可預測之因素影響，投資人應審慎投資、自負風險。

| | | | | | | | | | | |
|----------|-------|--------|---------|-----|--------|-------|---------|--------|------|------------|
| CMSN2316 | 1,060 | -0.9% | 3,940 | 190 | 75,400 | 519 | (541) | 83,980 | 10.0 | 03/10/2024 |
| CMSN2317 | 1,670 | 0.0% | 10,700 | 281 | 75,400 | 771 | (899) | 86,870 | 8.0 | 02/01/2025 |
| CMWG2305 | 3,900 | 14.4% | 18,390 | 56 | 50,700 | 3,803 | (97) | 35,660 | 4.0 | 22/05/2024 |
| CMWG2309 | 410 | -18.0% | 172,670 | 36 | 50,700 | 284 | (126) | 54,000 | 5.0 | 02/05/2024 |
| CMWG2310 | 1,080 | 33.3% | 20,950 | 127 | 50,700 | 711 | (369) | 54,500 | 5.0 | 01/08/2024 |
| CMWG2312 | 460 | -37.0% | 158,760 | 27 | 50,700 | 216 | (244) | 56,000 | 3.0 | 23/04/2024 |
| CMWG2313 | 1,130 | 21.5% | 36,920 | 133 | 50,700 | 923 | (207) | 50,000 | 6.0 | 07/08/2024 |
| CMWG2314 | 920 | 12.2% | 277,510 | 286 | 50,700 | 717 | (203) | 52,000 | 10.0 | 07/01/2025 |
| CMWG2315 | 280 | 21.7% | 15,690 | 36 | 50,700 | 183 | (97) | 48,890 | 20.0 | 02/05/2024 |
| CMWG2316 | 1,100 | 10.0% | 116,630 | 147 | 50,700 | 1,139 | 39 | 48,000 | 6.0 | 21/08/2024 |
| CMWG2317 | 770 | 30.5% | 790 | 26 | 50,700 | 441 | (329) | 50,000 | 6.0 | 22/04/2024 |
| CMWG2318 | 1,800 | 4.1% | 35,420 | 113 | 50,700 | 1,693 | (107) | 42,000 | 6.0 | 18/07/2024 |
| CNVL2305 | 1,220 | -5.4% | 3,860 | 89 | 18,100 | 695 | (525) | 17,000 | 4.0 | 24/06/2024 |
| CPDR2305 | 3,150 | 1.0% | 38,610 | 89 | 32,100 | 3,046 | (104) | 20,220 | 4.0 | 24/06/2024 |
| CPOW2306 | 100 | -60.0% | 1,710 | 89 | 11,450 | 8 | (92) | 16,000 | 2.0 | 24/06/2024 |
| CPOW2308 | 80 | 0.0% | 18,190 | 19 | 11,450 | 29 | (51) | 12,000 | 5.0 | 15/04/2024 |
| CPOW2309 | 110 | -56.0% | 1,540 | 49 | 11,450 | 7 | (103) | 14,500 | 2.0 | 15/05/2024 |
| CPOW2313 | 460 | 0.0% | 33,300 | 98 | 11,450 | 152 | (308) | 12,890 | 2.0 | 03/07/2024 |
| CPOW2314 | 730 | 2.8% | 30,160 | 190 | 11,450 | 266 | (464) | 13,110 | 2.0 | 03/10/2024 |
| CPOW2315 | 1,020 | 7.4% | 9,340 | 281 | 11,450 | 338 | (682) | 13,460 | 2.0 | 02/01/2025 |
| CSHB2302 | 410 | -4.7% | 42,290 | 36 | 11,500 | 166 | (244) | 12,000 | 2.0 | 02/05/2024 |
| CSHB2303 | 750 | 0.0% | 0 | 97 | 11,500 | 274 | (476) | 12,350 | 2.0 | 02/07/2024 |
| CSHB2304 | 360 | -2.7% | 1,600 | 98 | 11,500 | 163 | (197) | 11,670 | 5.0 | 03/07/2024 |
| CSHB2305 | 430 | 0.0% | 60,460 | 190 | 11,500 | 167 | (263) | 12,560 | 5.0 | 03/10/2024 |
| CSHB2306 | 1,310 | -0.8% | 27,000 | 281 | 11,500 | 522 | (788) | 12,780 | 2.0 | 02/01/2025 |
| CSTB2306 | 1,270 | -1.6% | 87,310 | 56 | 30,900 | 1,256 | (14) | 30,000 | 2.0 | 22/05/2024 |
| CSTB2312 | 430 | -4.4% | 7,500 | 85 | 30,900 | 315 | (115) | 33,330 | 5.0 | 20/06/2024 |
| CSTB2313 | 630 | 0.0% | 0 | 176 | 30,900 | 400 | (230) | 35,560 | 5.0 | 19/09/2024 |
| CSTB2316 | 260 | -3.7% | 320 | 89 | 30,900 | 173 | (87) | 36,330 | 5.0 | 24/06/2024 |
| CSTB2318 | 700 | 7.7% | 240 | 49 | 30,900 | 361 | (339) | 32,000 | 4.0 | 15/05/2024 |
| CSTB2319 | 540 | -1.8% | 4,900 | 19 | 30,900 | 448 | (92) | 27,000 | 9.0 | 15/04/2024 |
| CSTB2322 | 560 | -3.5% | 69,430 | 36 | 30,900 | 529 | (31) | 30,000 | 4.0 | 02/05/2024 |
| CSTB2324 | 510 | -12.1% | 1,160 | 36 | 30,900 | 399 | (111) | 31,000 | 4.0 | 02/05/2024 |
| CSTB2325 | 990 | 2.1% | 110 | 127 | 30,900 | 710 | (280) | 31,500 | 4.0 | 01/08/2024 |
| CSTB2326 | 550 | -32.9% | 40 | 27 | 30,900 | 324 | (226) | 33,000 | 2.0 | 23/04/2024 |
| CSTB2327 | 520 | -1.9% | 109,210 | 133 | 30,900 | 451 | (69) | 32,000 | 6.0 | 07/08/2024 |
| CSTB2328 | 590 | 0.0% | 41,590 | 286 | 30,900 | 483 | (107) | 33,000 | 8.0 | 07/01/2025 |
| CSTB2330 | 200 | -47.4% | 12,850 | 36 | 30,900 | 147 | (53) | 34,000 | 4.0 | 02/05/2024 |
| CSTB2331 | 340 | -8.1% | 66,800 | 98 | 30,900 | 254 | (86) | 35,000 | 5.0 | 03/07/2024 |
| CSTB2332 | 580 | -1.7% | 23,720 | 190 | 30,900 | 410 | (170) | 35,890 | 5.0 | 03/10/2024 |
| CSTB2333 | 2,440 | 0.0% | 0 | 281 | 30,900 | 1,406 | (1,034) | 36,110 | 2.0 | 02/01/2025 |
| CSTB2334 | 2,360 | -3.3% | 3,600 | 147 | 30,900 | 1,841 | (519) | 27,000 | 3.0 | 21/08/2024 |
| CSTB2335 | 950 | 0.0% | 0 | 26 | 30,900 | 451 | (499) | 31,000 | 3.0 | 22/04/2024 |
| CSTB2336 | 440 | -15.4% | 1,870 | 51 | 30,900 | 382 | (58) | 31,000 | 5.0 | 17/05/2024 |
| CSTB2337 | 1,150 | -1.7% | 2,110 | 237 | 30,900 | 904 | (246) | 27,000 | 7.0 | 19/11/2024 |
| CSTB2338 | 1,290 | -7.9% | 20,680 | 77 | 30,900 | 1,143 | (147) | 29,000 | 3.0 | 12/06/2024 |
| CSTB2401 | 1,000 | 0.0% | 0 | 82 | 30,900 | 813 | (187) | 31,000 | 3.0 | 17/06/2024 |
| CTCB2302 | 6,300 | -1.3% | 1,890 | 56 | 45,550 | 6,218 | (82) | 27,000 | 3.0 | 22/05/2024 |
| CTCB2306 | 3,430 | -3.9% | 7,180 | 36 | 45,550 | 3,408 | (22) | 32,000 | 4.0 | 02/05/2024 |
| CTCB2307 | 3,320 | -4.3% | 430 | 127 | 45,550 | 3,031 | (289) | 34,000 | 4.0 | 01/08/2024 |
| CTCB2309 | 4,210 | 0.0% | 230 | 180 | 45,550 | 3,882 | (328) | 35,000 | 3.0 | 23/09/2024 |
| CTCB2310 | 1,660 | -1.8% | 211,190 | 194 | 45,550 | 1,470 | (190) | 35,000 | 8.0 | 07/10/2024 |
| CTCB2311 | 4,980 | -3.1% | 610 | 26 | 45,550 | 4,536 | (444) | 32,000 | 3.0 | 22/04/2024 |
| CTCB2312 | 4,690 | -0.6% | 1,500 | 106 | 45,550 | 4,432 | (258) | 32,600 | 3.0 | 11/07/2024 |
| CTCB2401 | 5,500 | 0.0% | 0 | 82 | 45,550 | 5,923 | 423 | 34,000 | 2.0 | 17/06/2024 |
| CTPB2304 | 410 | -4.7% | 3,070 | 36 | 19,200 | 249 | (161) | 18,890 | 4.0 | 02/05/2024 |
| CTPB2305 | 630 | -3.1% | 90,610 | 98 | 19,200 | 332 | (298) | 19,330 | 4.0 | 03/07/2024 |
| CTPB2306 | 1,810 | -2.2% | 8,510 | 190 | 19,200 | 828 | (982) | 19,890 | 2.0 | 03/10/2024 |
| CTPB2401 | 1,090 | 0.0% | 2,500 | 82 | 19,200 | 819 | (271) | 18,500 | 2.0 | 17/06/2024 |

| | | | | | | | | | | |
|----------|-------|--------|---------|-----|--------|-------|---------|--------|------|------------|
| CVHM2302 | 410 | -33.9% | 73,120 | 56 | 42,500 | 142 | (268) | 50,000 | 4.0 | 22/05/2024 |
| CVHM2307 | 150 | -6.3% | 1,770 | 89 | 42,500 | 12 | (138) | 62,670 | 8.0 | 24/06/2024 |
| CVHM2311 | 340 | -27.7% | 560 | 127 | 42,500 | 71 | (269) | 60,500 | 5.0 | 01/08/2024 |
| CVHM2312 | 110 | -70.3% | 2,210 | 36 | 42,500 | 6 | (104) | 56,000 | 5.0 | 02/05/2024 |
| CVHM2313 | 500 | -2.0% | 17,700 | 194 | 42,500 | 250 | (250) | 50,000 | 10.0 | 07/10/2024 |
| CVHM2315 | 240 | -4.0% | 70 | 36 | 42,500 | 25 | (215) | 50,890 | 8.0 | 02/05/2024 |
| CVHM2316 | 330 | -5.7% | 660 | 98 | 42,500 | 123 | (207) | 51,230 | 8.0 | 03/07/2024 |
| CVHM2317 | 560 | -1.8% | 91,380 | 190 | 42,500 | 241 | (319) | 52,350 | 8.0 | 03/10/2024 |
| CVHM2318 | 1,210 | -0.8% | 80,440 | 281 | 42,500 | 537 | (673) | 53,460 | 5.0 | 02/01/2025 |
| CVHM2319 | 280 | -34.9% | 3,580 | 26 | 42,500 | 12 | (268) | 52,000 | 5.0 | 22/04/2024 |
| CVHM2401 | 1,310 | -0.8% | 6,140 | 82 | 42,500 | 763 | (547) | 43,000 | 4.0 | 17/06/2024 |
| CVIB2302 | 3,550 | -2.2% | 1,430 | 56 | 24,200 | 3,552 | 2 | 18,610 | 1.6 | 22/05/2024 |
| CVIB2304 | 1,490 | -2.6% | 199,460 | 133 | 24,200 | 1,335 | (155) | 19,440 | 3.9 | 07/08/2024 |
| CVIB2305 | 980 | 0.0% | 77,840 | 286 | 24,200 | 783 | (197) | 21,380 | 5.8 | 07/01/2025 |
| CVIB2306 | 4,200 | -2.3% | 2,270 | 147 | 24,200 | 4,156 | (44) | 16,520 | 1.9 | 21/08/2024 |
| CVIB2307 | 1,550 | 0.0% | 0 | 145 | 24,200 | 1,149 | (401) | 20,410 | 3.9 | 19/08/2024 |
| CVIB2401 | 2,300 | -2.1% | 3,750 | 82 | 24,200 | 2,175 | (125) | 20,410 | 1.9 | 17/06/2024 |
| CVIC2306 | 420 | 23.5% | 4,400 | 89 | 47,050 | 43 | (377) | 62,220 | 8.0 | 24/06/2024 |
| CVIC2308 | 500 | 0.0% | 57,580 | 133 | 47,050 | 332 | (168) | 50,000 | 10.0 | 07/08/2024 |
| CVIC2309 | 550 | -1.8% | 62,270 | 194 | 47,050 | 360 | (190) | 52,000 | 10.0 | 07/10/2024 |
| CVIC2312 | 450 | 0.0% | 31,310 | 98 | 47,050 | 194 | (256) | 52,350 | 10.0 | 03/07/2024 |
| CVIC2313 | 680 | -2.9% | 61,480 | 190 | 47,050 | 310 | (370) | 53,460 | 10.0 | 03/10/2024 |
| CVIC2314 | 1,990 | -0.5% | 830 | 281 | 47,050 | 792 | (1,198) | 54,570 | 5.0 | 02/01/2025 |
| CVNM2306 | 520 | -3.7% | 12,130 | 89 | 67,700 | 160 | (360) | 71,710 | 9.5 | 24/06/2024 |
| CVNM2308 | 590 | -1.7% | 4,150 | 36 | 67,700 | 254 | (336) | 67,620 | 7.8 | 02/05/2024 |
| CVNM2310 | 410 | -2.4% | 11,350 | 133 | 67,700 | 73 | (337) | 78,400 | 9.8 | 07/08/2024 |
| CVNM2311 | 660 | -1.5% | 20,500 | 286 | 67,700 | 213 | (447) | 78,400 | 9.8 | 07/01/2025 |
| CVNM2313 | 140 | -54.8% | 12,260 | 36 | 67,700 | 0 | (140) | 82,300 | 9.8 | 02/05/2024 |
| CVNM2314 | 650 | -5.8% | 500 | 190 | 67,700 | 57 | (593) | 85,150 | 7.8 | 03/10/2024 |
| CVNM2315 | 2,170 | 0.9% | 10 | 281 | 67,700 | 196 | (1,974) | 87,110 | 3.9 | 02/01/2025 |
| CVNM2316 | 970 | 1.0% | 10 | 26 | 67,700 | 449 | (521) | 63,700 | 9.8 | 22/04/2024 |
| CVPB2305 | 890 | 0.0% | 12,010 | 19 | 19,600 | 859 | (31) | 17,160 | 2.9 | 15/04/2024 |
| CVPB2309 | 140 | -6.7% | 73,750 | 36 | 19,600 | 70 | (70) | 21,450 | 3.8 | 02/05/2024 |
| CVPB2311 | 690 | -4.2% | 27,470 | 36 | 19,600 | 476 | (214) | 19,540 | 1.9 | 02/05/2024 |
| CVPB2312 | 1,020 | -1.9% | 6,380 | 127 | 19,600 | 773 | (247) | 20,020 | 1.9 | 01/08/2024 |
| CVPB2314 | 270 | 0.0% | 22,890 | 133 | 19,600 | 163 | (107) | 22,880 | 3.8 | 07/08/2024 |
| CVPB2315 | 330 | 0.0% | 118,900 | 286 | 19,600 | 217 | (113) | 23,350 | 5.7 | 07/01/2025 |
| CVPB2316 | 120 | 0.0% | 6,310 | 36 | 19,600 | 27 | (93) | 22,360 | 4.8 | 02/05/2024 |
| CVPB2317 | 320 | 6.7% | 14,500 | 98 | 19,600 | 112 | (208) | 22,880 | 3.8 | 03/07/2024 |
| CVPB2318 | 560 | 1.8% | 65,840 | 190 | 19,600 | 208 | (352) | 23,420 | 3.8 | 03/10/2024 |
| CVPB2319 | 1,830 | 0.0% | 0 | 281 | 19,600 | 566 | (1,264) | 23,950 | 1.9 | 02/01/2025 |
| CVPB2320 | 460 | 2.2% | 10 | 26 | 19,600 | 92 | (368) | 20,970 | 2.9 | 22/04/2024 |
| CVPB2321 | 530 | 0.0% | 36,690 | 145 | 19,600 | 379 | (151) | 18,000 | 7.0 | 19/08/2024 |
| CVPB2322 | 570 | -5.0% | 2,810 | 176 | 19,600 | 446 | (124) | 20,000 | 4.0 | 19/09/2024 |
| CVRE2303 | 800 | -1.2% | 18,880 | 56 | 25,950 | 692 | (108) | 25,000 | 3.0 | 22/05/2024 |
| CVRE2308 | 300 | -14.3% | 800 | 89 | 25,950 | 90 | (210) | 31,330 | 5.0 | 24/06/2024 |
| CVRE2312 | 270 | -6.9% | 64,670 | 36 | 25,950 | 165 | (105) | 27,500 | 4.0 | 02/05/2024 |
| CVRE2313 | 520 | -3.7% | 19,000 | 127 | 25,950 | 282 | (238) | 29,500 | 4.0 | 01/08/2024 |
| CVRE2315 | 320 | -3.0% | 100,650 | 194 | 25,950 | 191 | (129) | 30,000 | 8.0 | 07/10/2024 |
| CVRE2317 | 200 | -39.4% | 1,930 | 36 | 25,950 | 46 | (154) | 30,000 | 4.0 | 02/05/2024 |
| CVRE2318 | 340 | -8.1% | 74,350 | 98 | 25,950 | 143 | (197) | 31,000 | 4.0 | 03/07/2024 |
| CVRE2319 | 600 | -3.2% | 36,220 | 190 | 25,950 | 273 | (327) | 31,780 | 4.0 | 03/10/2024 |
| CVRE2320 | 2,000 | 0.0% | 0 | 281 | 25,950 | 774 | (1,226) | 32,330 | 2.0 | 02/01/2025 |
| CVRE2321 | 400 | -4.8% | 4,050 | 26 | 25,950 | 50 | (350) | 29,000 | 4.0 | 22/04/2024 |
| CVRE2322 | 1,450 | -8.2% | 15,980 | 113 | 25,950 | 1,102 | (348) | 24,000 | 3.0 | 18/07/2024 |
| CVRE2323 | 980 | -5.8% | 60,060 | 77 | 25,950 | 818 | (162) | 24,800 | 3.0 | 12/06/2024 |

(*) 歐式交易方式，以現金交易

(**) PHS 採用 Black-Scholes 估價方式

期投資股

| 股票代碼 | 證券所 | 現時價格 | 目標價* | 報告日 | 預期 2024 年盈利 (十億越盾) |
|------|-------|---------|---------|-----------|-----------------------|
| KDH | HOSE | 38,400 | 42,200 | 3/22/2024 | 1,198 |
| PVT | HOSE | 29,100 | 34,850 | 3/20/2024 | 2,344 |
| MSB | HOSE | 14,750 | 20,700 | 3/19/2024 | 5,749 |
| POW | HOSE | 11,450 | 14,500 | 3/12/2024 | 1,923 |
| IMP | HOSE | 68,000 | 81,100 | 2/29/2024 | 355 |
| NT2 | HOSE | 25,150 | 32,300 | 2/7/2024 | 640 |
| VIB | HOSE | 24,200 | 27,000 | 2/7/2024 | 9,843 |
| VHM | HOSE | 42,500 | 63,300 | 1/26/2024 | 27,904 |
| MSH | HOSE | 43,300 | 55,900 | 1/17/2024 | 318 |
| SIP | HOSE | 89,000 | 83,400 | 1/10/2024 | 1,123 |
| KBC | HOSE | 35,550 | 36,000 | 1/10/2024 | 1,647 |
| IDC | HNX | 58,800 | 56,000 | 1/10/2024 | 2,212 |
| CTG | HOSE | 35,500 | 36,375 | 1/10/2024 | 23,247 |
| VCB | HOSE | 95,800 | 87,329 | 1/10/2024 | 37,497 |
| BID | HOSE | 52,500 | 55,870 | 1/10/2024 | 25,522 |
| TCB | HOSE | 45,550 | 45,148 | 1/10/2024 | 22,796 |
| MBB | HOSE | 25,300 | 29,592 | 1/10/2024 | 23,926 |
| TPB | HOSE | 19,200 | 24,130 | 1/10/2024 | 7,508 |
| OCB | HOSE | 15,000 | 19,164 | 1/10/2024 | 4,880 |
| ACB | HOSE | 28,000 | 31,952 | 1/10/2024 | 18,261 |
| VPB | HOSE | 19,600 | 25,603 | 1/10/2024 | 16,420 |
| STB | HOSE | 30,900 | 34,494 | 1/10/2024 | 9,865 |
| LPB | HOSE | 16,750 | 18,389 | 1/10/2024 | 4,731 |
| SHB | HOSE | 11,500 | 16,146 | 1/10/2024 | 10,044 |
| MWG | HOSE | 50,700 | 61,600 | 1/10/2024 | 2,325 |
| FRT | HOSE | 147,000 | 119,200 | 1/10/2024 | 305 |
| DGW | HOSE | 65,600 | 55,300 | 1/10/2024 | 665 |
| PNJ | HOSE | 97,500 | 101,000 | 1/10/2024 | 2,357 |
| VNM | HOSE | 67,700 | 77,500 | 1/10/2024 | 10,402 |
| SAB | HOSE | 57,500 | 83,600 | 1/10/2024 | 5,162 |
| HPG | HOSE | 30,600 | 31,200 | 1/10/2024 | 15,721 |
| VHC | HOSE | 77,000 | 87,700 | 1/10/2024 | 1,218 |
| FMC | HOSE | 49,950 | 59,400 | 1/10/2024 | 318 |
| ANV | HOSE | 34,850 | 39,100 | 1/10/2024 | 261 |
| STK | HOSE | 34,000 | 36,700 | 1/10/2024 | 137 |
| TCM | HOSE | 45,800 | 54,700 | 1/10/2024 | 221 |
| GEG | HOSE | 13,250 | 18,000 | 1/10/2024 | 227 |
| GAS | HOSE | 80,300 | 87,300 | 1/10/2024 | 12,352 |
| BSR | UPCOM | 19,328 | 20,500 | 1/10/2024 | 5,677 |
| PLX | HOSE | 38,000 | 42,300 | 1/10/2024 | 4,395 |
| PVD | HOSE | 32,500 | 29,100 | 1/10/2024 | 816 |
| PVS | HNX | 39,200 | 40,300 | 1/10/2024 | 1,136 |
| NLG | HOSE | 44,200 | 40,600 | 1/10/2024 | 631 |
| VRE | HOSE | 25,950 | 37,700 | 1/10/2024 | 4,252 |

資料來源: PHS 收集

*若除權交易日發生在報告日後將影響目標價

分析師認證

這份報告由 Pham Quang Chuong - 富鑫證券股份公司研究員製作。負責籌備本研究報告之全部或部份內容之研究分析師、策略分析師、研究人員以茲聲明，任何研究分析師、策略分析師、研究人員在於本研究報告所提出之觀點，皆精確反映出其對於該發行機構與證券之個人意見。各研究分析師、策略分析師、研究人員均保證，其報酬在過去與未來，絕對沒有任何一部分是直接或間接與研究分析師、策略分析師、研究人員在此研究報告中所呈現之特定推薦或觀點有關。

評等指標定義

加碼= 預估其未來之潛在上漲空間大於10%。

觀望= 預估其未來之潛在漲跌空間將在下上10%之間。

減碼= 預估其未來之潛在下跌空間大於10%。

未評等= 本股票並不在富鑫證券之評等涵蓋範圍，或者尚未上市。

績效表現根據12個月的總回報(包含股息)所評定。

富鑫證券股份公司

地址：21st Floor, Phu My Hung Building, 08 Hoang Van Thai Street, Tan Phu Ward, District 7, HCMC.

電話號碼：(84-28) 5 413 5479

客服專線：(84-28) 1900 25 23 58

傳真號碼：+84 28 5413 5473

胡志明市

富美興交易室

地址：Ground Floor, CR2-08, 107 Ton Dat Tien, Tan Phu Ward, District 7, Ho Chi Minh City

電話號碼：(84-28) 5 413 5478

傳真號碼：+84 28 5413 5473

Tan Binh 分行

地址：Park Legend Building, 251 Hoang Van Thu Street, Ward 2, Tan Binh District, HCMC

電話號碼：(84-28) 3813 2401

傳真號碼：(84-28) 3813 2415

第三郡分行

地址：4th & 5th Floor, D&D Tower, 458 Nguyen Thi Minh Khai, Ward 2, District 3, HCMC

電話號碼：(84-28) 382 08068

傳真號碼：(84-28) 3820 8206

第一郡分行

地址：Room 1003A, 10th Floor, No. 81-83-83B-85 Ham Nghi Street, Nguyen Thai Binh Ward, District 1, HCMC

電話號碼：(84-28) 3 535 6060

傳真號碼：(84-28) 3 535 2912

河內市

Ha Noi 分行

地址：5th Floor, Vinafor Building, No.127 Lo Duc, Dong Mac Ward, Hai Ba Trung District, Ha Noi

電話號碼：(84-24) 3 933 4566

傳真號碼：(84-24) 3 933 4820

Thanh Xuan 分行

地址：5th Floor, UDIC Complex Building, N04 Hoang Dao Thuy, Trung Hoa Ward, Cau Giay District, Ha Noi

電話號碼：(84-24) 6 250 9999

傳真號碼：(84-24) 6 250 6666

海防市

海防分行

地址：2nd Floor, Eliteco Building No.18 Tran Hung Dao, Hoang Van Thu Ward, Hong Bang District, Hai Phong

電話號碼：(84-225) 384 1810

傳真號碼：(84-225) 384 1801