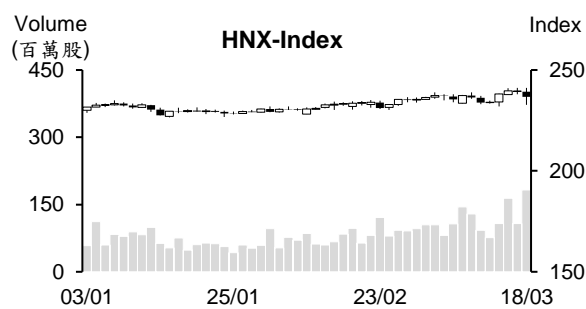
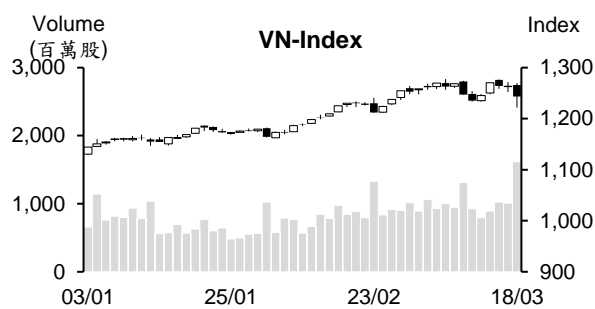


越股行情

18/03/2024	HOSE		VN30		HNX	
收盤價	1,243.56	-1.60%	1,235.74	-1.65%	236.68	-1.20%
成交股數(百萬股)	1,709.52	60.07%	448.95	61.17%	187.41	63.94%
撮合股數(百萬股)	1,617.00	60.23%	407.22	56.13%	182.84	70.18%
與最近 20 日之平均比較	995.63	62.41%	295.44	37.84%	106.24	72.10%
成交值(十億越盾)	43,151	56.79%	14,351	50.36%	3,903	66.42%
撮合成交值(十億越盾)	40,295	54.67%	13,017	48.31%	3,795	70.38%
與最近 20 日之平均比較	24,024	67.72%	9,530	36.60%	2,099	80.83%
上漲家數	103	18%	2	7%	58	23%
下跌家數	407	73%	28	93%	125	51%
持平家數	49	9%	0	0%	64	26%



市場概況

今日越股兩大指數重挫。盤初指數在平盤價位附近震盪，但其後在賣壓大舉出籠下指數出現急跌，一度下跌逾 40 點。然午盤後半段 VRE、VIC、DIG、PDR、TCH 紛紛上揚，加上部分藍籌股跌幅收窄，成為盤勢的支撐，指數跌幅於盤末因之也收窄 (-1.6%)。今日量能大幅擴增。外資維持減碼，主要拋售 ETF FUEVFNVD。

技術分析

VN 指數連續三個交易日下跌，量能在獲利了結賣壓湧現下同步擴增。今日指數跌破 MA5 與 20 均線，以及平滑異同移動平均線(MACD) 在 Signal 訊號線之下(賣出訊號)，這意味著盤勢仍面臨下挫壓力，預期指數可能將回落至 1,200 – 1,220 點 (MA50)。然今日 K 線出現長下影線，以及 -DI 在 +DI 之上，預期在確認走勢前，盤勢可能將出現反彈。投資人不應急得以低價減碼，待盤勢反彈時再決定是否調節投資部位；河內部分，HNX 指數也重挫，然指數守穩在 MA20 之上，加上指數在逼近 MA50 附近時出現反彈，預期指數的恢復走勢仍可望延續，232 點 (MA50) 為短線指數的支撐點。整體而言，盤勢轉弱，操作上建議投資人在加碼前應密切觀察盤勢。

建議股名單: GAS、SKG (獲利了結) - NT2 (停損)

(請參考第 2 頁)

當日調整股名單

次號	股票代碼	評等	評等日	現時價格	買入區間	持股表現	目標價	預期獲利	停損價	預期損失	備註
1	GAS	獲利了結	19/03/24	80.2	75.7	5.9%	86	13.6%	74.2	-2.0%	上漲動能減弱。
2	NT2	停損	19/03/24	24.45	25.4	-3.7%	27.6	8.7%	24.5	-3.5%	到停損點。
3	SKG	獲利了結	19/03/24	15.4	15.2	1.3%	16.5	8.6%	14.5	-4.6%	走勢不如預期。

投資組合部位

次號	股票代碼	評等	評等日	現時價格	買入區間	持股表現	目標價	預期獲利	停損價	預期損失	備註
1	OIL	加碼	08/01/24	10.00	10.2	-2.0%	11.6	13.7%	9.6	-5.9%	
2	DHG	加碼	23/01/24	117.6	106.1	10.8%	122	15.0%	100	-6%	
3	PVT	續抱	25/01/24	29	26.75	8.4%	30.1	12.5%	25.7	-4%	
4	HPG	續抱	06/03/24	29.60	28.35	4.4%	33.4	17.8%	27	-5%	
5	BVH	加碼	29/02/24	42.00	42.45	-1.1%	47.5	11.9%	40.5	-5%	
6	VGC	加碼	01/03/24	57.80	55.4	4.3%	65.5	18%	52.1	-6%	
7	DPM	加碼	08/03/24	34.75	35.4	-1.8%	40.3	14%	33.6	-5%	
8	VCB	加碼	14/03/24	93	96	-3.1%	115.4	20%	92.6	-4%	
9	IJC	加碼	14/03/24	15.7	15.5	1.3%	18	16%	14.6	-6%	
10	SSI	加碼	18/03/24	36.65	37.8	-3.0%	41.5	10%	35.9	-5%	

市場統計

撮合統計

推升指數的前五名股票

HOSE				HNX			
股票代碼	收盤價 (越盾)	漲跌 %	影響指數 %	股票代碼	收盤價 (VND)	漲跌 %	影響指數 %
VIC	46,100	3.83%	0.13%	CEO	22,900	3.62%	0.10%
VRE	27,550	6.99%	0.08%	VIF	16,900	3.68%	0.07%
DIG	30,450	6.84%	0.02%	DTK	11,000	0.92%	0.02%
EIB	18,400	3.08%	0.02%	CAP	68,800	7.00%	0.01%
DHG	117,600	5.95%	0.02%	L14	43,900	3.29%	0.01%

拖累指數的前五名股票

HOSE				HNX			
股票代碼	收盤價 (越盾)	漲跌 %	影響指數 %	股票代碼	收盤價 (越盾)	漲跌 %	影響指數 %
GVR	32,550	-5.92%	-0.16%	IDC	57,900	-3.18%	-0.20%
CTG	33,300	-4.17%	-0.15%	VCS	67,500	-4.93%	-0.18%
VCB	93,000	-1.06%	-0.11%	PVS	36,800	-2.90%	-0.17%
GAS	80,200	-2.55%	-0.09%	MBS	28,500	-4.04%	-0.17%
TCB	40,100	-3.14%	-0.09%	NTP	43,300	-3.99%	-0.08%

前五名成交量

HOSE				HNX			
股票代碼	收盤價 (越盾)	漲跌 %	成交量 (股)	股票代碼	收盤價 (越盾)	漲跌 %	成交量 (千股)
DIG	30,450	6.84%	78,958,676	SHS	18,900	-1.05%	49,574,580
VIX	19,750	-5.05%	62,737,344	CEO	22,900	3.62%	35,310,322
VND	23,200	-1.49%	50,789,749	MBS	28,500	-4.04%	9,654,573
HPG	29,600	-1.66%	50,128,928	PVS	36,800	-2.90%	8,899,297
SSI	36,650	-3.04%	48,630,337	IDC	57,900	-3.18%	6,133,342

前五名成交值

HOSE				HNX			
股票代碼	收盤價 (越盾)	漲跌 %	成交值 (十億越盾)	股票代碼	收盤價 (越盾)	漲跌 %	成交值 (十億越盾)
DIG	30,450	6.84%	2,357.8	SHS	18,900	-1.05%	936.6
SSI	36,650	-3.04%	1,774.9	CEO	22,900	3.62%	805.2
DGC	118,200	-6.93%	1,585.1	IDC	57,900	-3.18%	350.3
HPG	29,600	-1.66%	1,480.1	PVS	36,800	-2.90%	329.7
VIX	19,750	-5.05%	1,244.0	MBS	28,500	-4.04%	270.9

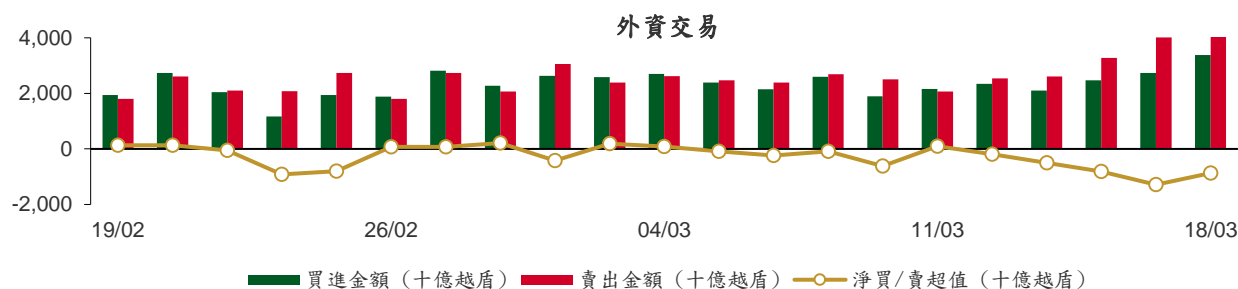
議價交易

前五名股

HOSE			HNX		
股票代碼	成交量 (股)	成交值 (十億越盾)	股票代碼	成交量 (股)	成交值 (十億越盾)
FUEVFNND	29,198,000	822.79	DNP	2,159,200	45.78
VIC	8,252,000	365.88	GKM	722,900	23.83
FPT	2,011,900	249.68	HUT	1,200,000	22.80
TCB	4,345,900	181.93	VNC	231,217	9.94
PNJ	1,491,400	158.68	PVS	100,000	3.90

外資交易行情 (股票)

證交所	買進成交量 (百萬股)	買進金額 (十億越盾)	賣出成交量 (百萬股)	賣出金額 (十億越盾)	淨買/賣成 交易 (百萬股)	淨買/賣超值 (十億越盾)
HOSE	107.12	3,253.12	128.94	4,180.40	(21.82)	(927.28)
HNX	5.34	129.28	3.13	73.53	2.22	55.75
總計	112.47	3,382.41	132.06	4,253.93	(19.60)	(871.53)



前五名買進							
HOSE			HNX				
股票代碼	收盤價 (越盾)	成交量 (股)	成交值 (十億越盾)	股票代碼	收盤價 (越盾)	成交量 (股)	成交值 (十億越盾)
FPT	113,000	1,812,000	224.87	CEO	22,900	1,396,500	31.66
VRE	27,550	7,197,700	193.59	SHS	18,900	1,492,211	28.12
FRT	149,900	1,250,600	184.60	IDC	57,900	475,439	27.40
DIG	30,450	5,377,400	160.04	PVS	36,800	322,400	11.89
PNJ	97,300	1,491,400	158.68	MBS	28,500	188,400	5.36

前五名賣出							
HOSE			HNX				
股票代碼	收盤價 (越盾)	成交量 (股)	成交值 (十億越盾)	股票代碼	收盤價 (越盾)	成交量 (股)	成交值 (十億越盾)
FUEVFVND	29,000	31,914,436	901.82	PVS	36,800	300,500	11.22
DGC	118,200	2,082,900	248.57	DTD	29,000	330,500	9.66
FPT	113,000	1,811,900	224.86	IDC	57,900	147,900	8.61
VHM	42,100	5,216,400	219.90	SHS	18,900	404,600	7.64
PNJ	97,300	1,491,400	158.68	MBS	28,500	219,700	6.24

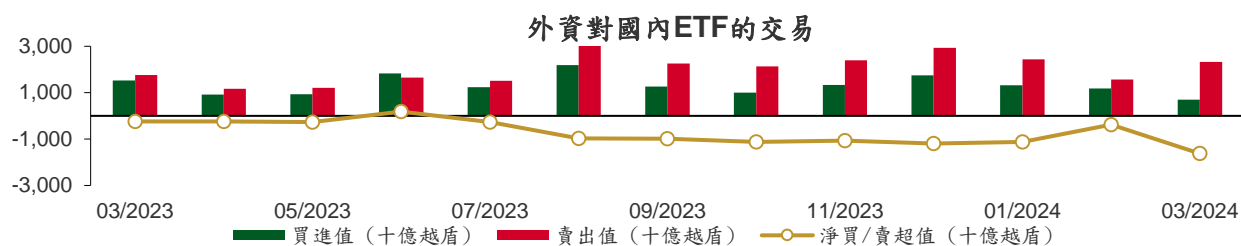
前五名淨買超							
HOSE			HNX				
股票代碼	收盤價 (越盾)	淨買成交量 (股)	淨買超值 (十億越盾)	股票代碼	收盤價 (越盾)	淨買成交量 (股)	淨買超值 (十億越盾)
VRE	27,550	5,249,000	141.40	CEO	22,900	1,319,600	29.87
DIG	30,450	4,449,120	132.14	SHS	18,900	1,087,611	20.48
FRT	149,900	634,010	93.53	IDC	57,900	327,539	18.79
EIB	18,400	4,428,200	80.36	TIG	13,700	182,860	2.45
MSN	77,900	1,022,020	77.93	BVS	30,700	70,000	2.08

前五名淨賣超

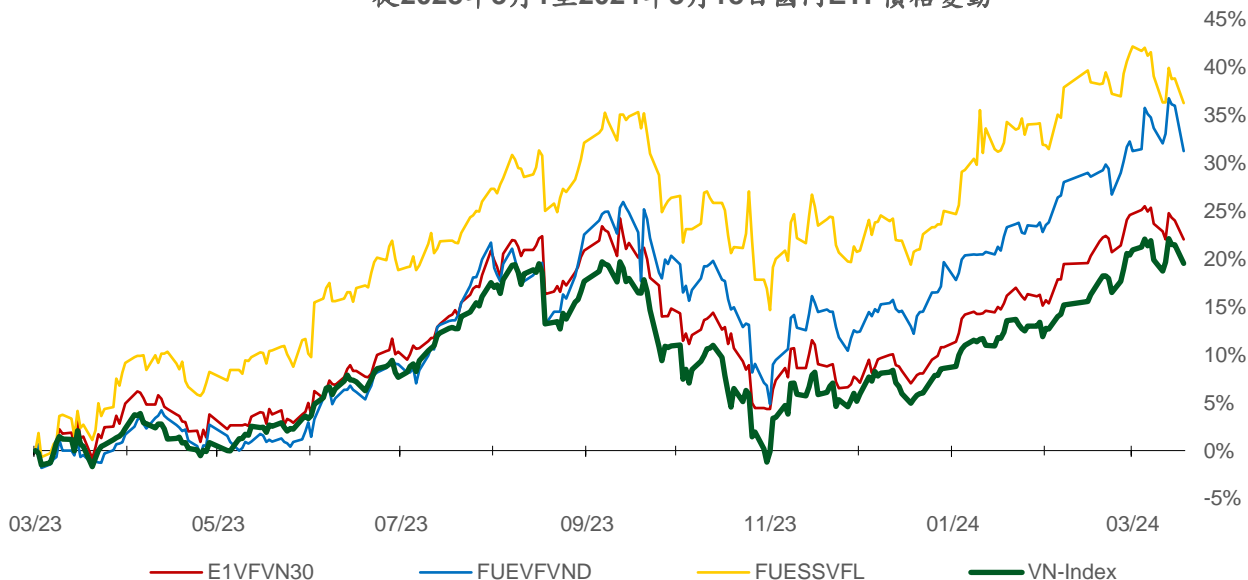
HOSE				HNX			
股票代碼	收盤價 (越盾)	淨賣成交量 (股)	淨賣超值 (十億越盾)	股票代碼	收盤價 (越盾)	淨賣成交量 (股)	淨賣超值 (十億越盾)
FUEVFN30	29,000	(29,296,536)	(825.69)	DTD	29,000	(277,400)	(8.11)
VHM	42,100	(4,382,500)	(184.96)	VGS	25,400	(140,100)	(3.69)
DGC	118,200	(1,197,480)	(143.29)	LAS	19,400	(131,000)	(2.69)
VPB	18,200	(7,140,054)	(130.67)	TNG	21,700	(93,200)	(2.03)
VNM	67,900	(1,570,680)	(106.81)	TA9	14,700	(109,000)	(1.60)

ETF 交易

價格統計					外資交易			
ETF 代碼	收盤價 (越盾)	漲跌 (%)	成交量 (股)	成交值 (十億越盾)	ETF 代碼	買進金額 (十億越盾)	賣出金額 (十億越盾)	淨買/賣超值 (十億越盾)
E1VFN30	21,400	-1.6%	1,530,148	32.46	E1VFN30	25.57	15.20	10.37
FUEMAV30	14,670	-1.2%	28,599	0.42	FUEMAV30	0.37	0.10	0.27
FUESSV30	15,100	-3.0%	97,122	1.49	FUESSV30	1.13	0.24	0.89
FUESSV50	17,990	1.0%	41,400	0.74	FUESSV50	0.36	0.00	0.36
FUESSVFL	20,110	-1.9%	1,345,754	26.97	FUESSVFL	19.57	4.30	15.27
FUEVFN30	29,000	-3.5%	33,299,329	942.18	FUEVFN30	76.13	901.82	(825.69)
FUEVN100	16,700	-1.8%	299,844	5.01	FUEVN100	0.46	3.47	(3.01)
FUEIP100	7,980	5.4%	8,701	0.07	FUEIP100	0.05	0.00	0.05
FUEKIV30	8,180	-2.2%	52,200	0.42	FUEKIV30	0.11	0.42	(0.31)
FUEDCMID	11,950	0.4%	67,172	0.77	FUEDCMID	0.07	0.68	(0.61)
FUEKIVFS	11,760	-0.8%	10,100	0.12	FUEKIVFS	0.00	0.12	(0.12)
FUEMAVND	12,180	-2.5%	700	0.01	FUEMAVND	0.00	0.01	(0.01)
FUEFCV50	12,060	0.5%	6,000	0.07	FUEFCV50	0.00	0.00	0.00
FUEBFVND	12,510	0.0%	0	0.00	FUEBFVND	0.00	0.00	0.00
總計			36,787,069	1,010.73	總計	123.82	926.35	(802.52)



從2023年3月1日至2024年3月18日國內ETF價格變動



權證資訊

權證代碼 (*)	收盤價 (越盾)	漲跌 (%)	成交量	到期的 天數	標的股票 之價格 (越盾)	權證理 論價格 (越盾) (**)	與收盤價 的差異 (越盾)	履約價格 (越盾)	行使比 例 n:1	最後交易日
CACB2304	2,010	-2.4%	31,000	189	26,900	1,541	(469)	23,000	3.0	23/09/2024
CACB2305	900	-6.3%	76,150	203	26,900	657	(243)	24,000	6.0	07/10/2024
CACB2306	1,980	-6.2%	72,300	122	26,900	1,734	(246)	22,000	3.0	18/07/2024
CACB2307	660	-4.4%	19,570	154	26,900	500	(160)	25,000	6.0	19/08/2024
CACB2401	850	-52.8%	430	91	26,900	1,296	446	25,000	2.0	17/06/2024
CFPT2305	4,770	-4.8%	2,820	28	113,000	4,638	(132)	67,210	9.9	15/04/2024
CFPT2309	4,070	-11.1%	8,690	45	113,000	4,199	129	80,060	7.9	02/05/2024
CFPT2310	4,120	-8.0%	14,310	136	113,000	3,707	(413)	84,510	7.9	01/08/2024
CFPT2313	2,170	-7.7%	15,770	142	113,000	1,525	(645)	100,000	10.0	07/08/2024
CFPT2314	2,820	-5.7%	72,970	295	113,000	1,781	(1,039)	100,000	10.0	07/01/2025
CFPT2315	4,480	-6.1%	20	35	113,000	4,148	(332)	80,000	8.0	22/04/2024
CFPT2316	3,380	-6.4%	19,690	122	113,000	3,166	(214)	82,000	10.0	18/07/2024
CFPT2317	1,640	-7.9%	17,830	246	113,000	1,087	(553)	101,000	15.0	19/11/2024
CFPT2318	2,560	-7.3%	15,270	115	113,000	1,949	(611)	99,000	8.0	11/07/2024
CHDB2304	1,230	-9.6%	2,120	3	22,300	1,150	(80)	18,280	3.5	21/03/2024
CHDB2306	1,370	-7.4%	7,700	98	22,300	941	(429)	19,340	3.5	24/06/2024
CHPG2309	2,060	-10.0%	78,280	65	29,600	1,980	(80)	24,000	3.0	22/05/2024
CHPG2315	1,690	5.6%	30	94	29,600	872	(818)	27,780	4.0	20/06/2024
CHPG2316	1,230	-12.8%	15,000	185	29,600	976	(254)	28,890	4.0	19/09/2024
CHPG2318	330	-5.7%	17,200	4	29,600	194	(136)	29,220	4.0	22/03/2024
CHPG2319	720	-19.1%	19,940	98	29,600	588	(132)	30,110	4.0	24/06/2024
CHPG2321	1,770	-15.7%	55,790	28	29,600	1,735	(35)	24,500	3.0	15/04/2024
CHPG2322	1,630	-13.8%	37,050	119	29,600	1,335	(295)	30,000	2.0	15/07/2024
CHPG2326	760	-17.4%	533,880	45	29,600	739	(21)	27,500	4.0	02/05/2024
CHPG2328	1,230	-12.8%	1,390	45	29,600	1,163	(67)	28,500	2.0	02/05/2024
CHPG2329	1,680	-18.1%	31,960	136	29,600	1,668	(12)	29,000	2.0	01/08/2024
CHPG2331	840	-9.7%	105,550	203	29,600	754	(86)	28,000	6.0	07/10/2024
CHPG2332	860	-12.2%	79,160	234	29,600	758	(102)	28,500	6.0	07/11/2024
CHPG2333	880	-12.0%	140,370	262	29,600	757	(123)	29,000	6.0	05/12/2024
CHPG2334	680	-11.7%	323,660	295	29,600	573	(107)	29,500	8.0	07/01/2025
CHPG2336	780	-4.9%	2,110	45	29,600	640	(140)	28,110	4.0	02/05/2024
CHPG2337	1,000	0.0%	0	107	29,600	667	(333)	29,670	4.0	03/07/2024
CHPG2338	1,320	0.0%	0	199	29,600	883	(437)	30,000	4.0	03/10/2024
CHPG2339	3,990	0.0%	0	290	29,600	2,117	(1,873)	30,220	2.0	02/01/2025
CHPG2340	2,020	-13.3%	10	35	29,600	1,601	(419)	25,000	3.0	22/04/2024
CHPG2341	1,460	-14.1%	107,880	122	29,600	1,353	(107)	30,000	2.0	18/07/2024
CHPG2342	920	-5.2%	103,650	246	29,600	728	(192)	24,000	10.0	19/11/2024
CHPG2343	1,170	-19.3%	17,390	86	29,600	1,085	(85)	28,000	3.0	12/06/2024
CHPG2401	790	-12.2%	90	91	29,600	631	(159)	31,000	3.0	17/06/2024
CMBB2306	3,870	-6.8%	54,600	65	23,200	3,710	(160)	16,970	1.7	22/05/2024
CMBB2309	1,140	-10.2%	70,170	45	23,200	1,070	(70)	19,000	4.0	02/05/2024
CMBB2311	2,230	-8.6%	5,870	45	23,200	2,140	(90)	19,000	2.0	02/05/2024
CMBB2312	2,390	-5.5%	13,560	136	23,200	2,099	(291)	19,500	2.0	01/08/2024
CMBB2314	1,160	-2.5%	40,440	142	23,200	958	(202)	20,000	4.0	07/08/2024
CMBB2315	1,500	-7.4%	27,450	295	23,200	1,128	(372)	20,000	4.0	07/01/2025
CMBB2316	730	-6.4%	30,500	45	23,200	526	(204)	18,000	10.0	02/05/2024
CMBB2317	890	-7.3%	36,280	154	23,200	778	(112)	20,000	5.0	19/08/2024
CMBB2318	1,630	-3.6%	16,680	185	23,200	1,409	(221)	18,000	4.0	19/09/2024
CMBB2401	2,310	5.0%	1,020	91	23,200	1,787	(523)	20,000	2.0	17/06/2024
CMSN2302	1,970	-10.1%	23,050	65	77,900	2,162	192	66,000	6.0	22/05/2024
CMSN2307	700	-6.7%	1,600	98	77,900	412	(288)	83,000	10.0	24/06/2024
CMSN2311	830	-4.6%	19,640	136	77,900	443	(387)	88,500	8.0	01/08/2024

本日報由富鑫證券股份有限公司研究部發佈，以上所有資訊乃源自可靠之消息來源，但由於證券市場瞬息萬變且受許多不可預測之因素影響，投資人應審慎投資、自負風險。

CMSN2313	1,110	-4.3%	161,690	203	77,900	809	(301)	80,000	10.0	07/10/2024
CMSN2315	490	-2.0%	21,220	45	77,900	252	(238)	82,000	10.0	02/05/2024
CMSN2316	1,210	-4.7%	20,270	199	77,900	646	(564)	83,980	10.0	03/10/2024
CMSN2317	1,930	0.5%	650	290	77,900	924	(1,006)	86,870	8.0	02/01/2025
CMWG2305	2,920	-8.8%	29,050	65	45,900	2,651	(269)	35,660	4.0	22/05/2024
CMWG2309	280	-40.4%	77,240	45	45,900	99	(181)	54,000	5.0	02/05/2024
CMWG2310	670	-10.7%	37,710	136	45,900	385	(285)	54,500	5.0	01/08/2024
CMWG2312	300	-59.5%	1,290	36	45,900	63	(237)	56,000	3.0	23/04/2024
CMWG2313	820	-9.9%	95,130	142	45,900	541	(279)	50,000	6.0	07/08/2024
CMWG2314	740	-5.1%	31,870	295	45,900	480	(260)	52,000	10.0	07/01/2025
CMWG2315	230	9.5%	9,390	45	45,900	77	(153)	48,890	20.0	02/05/2024
CMWG2316	800	-7.0%	53,220	156	45,900	702	(98)	48,000	6.0	21/08/2024
CMWG2317	470	-16.1%	110	35	45,900	159	(311)	50,000	6.0	22/04/2024
CMWG2318	1,480	-6.3%	74,920	122	45,900	1,097	(383)	42,000	6.0	18/07/2024
CNVL2303	50	-70.6%	6,010	3	16,700	48	(2)	17,330	4.0	21/03/2024
CNVL2305	1,130	0.9%	8,060	98	16,700	511	(619)	17,000	4.0	24/06/2024
CPDR2303	2,240	7.2%	137,070	3	29,100	2,304	64	19,890	4.0	21/03/2024
CPDR2305	2,600	5.7%	22,260	98	29,100	2,357	(243)	20,220	4.0	24/06/2024
CPOW2304	10	-95.2%	18,790	3	11,300	0	(10)	16,330	2.0	21/03/2024
CPOW2306	110	-59.3%	33,090	98	11,300	8	(102)	16,000	2.0	24/06/2024
CPOW2308	100	-33.3%	84,340	28	11,300	33	(67)	12,000	5.0	15/04/2024
CPOW2309	110	-57.7%	34,830	58	11,300	9	(101)	14,500	2.0	15/05/2024
CPOW2313	480	-7.7%	23,550	107	11,300	145	(335)	12,890	2.0	03/07/2024
CPOW2314	740	-7.5%	16,050	199	11,300	252	(488)	13,110	2.0	03/10/2024
CPOW2315	980	-8.4%	3,640	290	11,300	319	(661)	13,460	2.0	02/01/2025
CSHB2302	400	-18.4%	68,670	45	11,150	133	(267)	12,000	2.0	02/05/2024
CSHB2303	690	-9.2%	14,500	106	11,150	227	(463)	12,350	2.0	02/07/2024
CSHB2304	350	-2.8%	14,170	107	11,150	136	(214)	11,670	5.0	03/07/2024
CSHB2305	420	-6.7%	24,810	199	11,150	143	(277)	12,560	5.0	03/10/2024
CSHB2306	1,250	-6.7%	2,930	290	11,150	455	(795)	12,780	2.0	02/01/2025
CSTB2306	1,140	-11.6%	50,580	65	30,250	1,140	0	30,000	2.0	22/05/2024
CSTB2312	420	-8.7%	10	94	30,250	289	(131)	33,330	5.0	20/06/2024
CSTB2313	550	0.0%	0	185	30,250	368	(182)	35,560	5.0	19/09/2024
CSTB2315	30	-87.0%	94,080	4	30,250	0	(30)	34,330	5.0	22/03/2024
CSTB2316	260	-10.3%	10,650	98	30,250	161	(99)	36,330	5.0	24/06/2024
CSTB2318	420	-16.0%	51,110	58	30,250	332	(88)	32,000	4.0	15/05/2024
CSTB2319	440	-8.3%	90,310	28	30,250	397	(43)	27,000	9.0	15/04/2024
CSTB2322	500	-13.8%	627,600	45	30,250	480	(20)	30,000	4.0	02/05/2024
CSTB2324	440	-15.4%	1,830	45	30,250	366	(74)	31,000	4.0	02/05/2024
CSTB2325	990	-5.7%	3,590	136	30,250	652	(338)	31,500	4.0	01/08/2024
CSTB2326	680	-26.1%	220,520	36	30,250	320	(360)	33,000	2.0	23/04/2024
CSTB2327	480	-7.7%	43,820	142	30,250	414	(66)	32,000	6.0	07/08/2024
CSTB2328	550	-3.5%	139,150	295	30,250	449	(101)	33,000	8.0	07/01/2025
CSTB2330	210	-46.2%	13,580	45	30,250	144	(66)	34,000	4.0	02/05/2024
CSTB2331	340	-10.5%	67,680	107	30,250	234	(106)	35,000	5.0	03/07/2024
CSTB2332	570	-8.1%	149,860	199	30,250	377	(193)	35,890	5.0	03/10/2024
CSTB2333	2,440	-7.6%	1,370	290	30,250	1,302	(1,138)	36,110	2.0	02/01/2025
CSTB2334	2,150	0.0%	990	156	30,250	1,706	(444)	27,000	3.0	21/08/2024
CSTB2335	940	-5.1%	10	35	30,250	418	(522)	31,000	3.0	22/04/2024
CSTB2336	400	-13.0%	48,980	60	30,250	348	(52)	31,000	5.0	17/05/2024
CSTB2337	1,150	-2.5%	5,160	246	30,250	845	(305)	27,000	7.0	19/11/2024
CSTB2338	1,250	-6.0%	15,630	86	30,250	1,042	(208)	29,000	3.0	12/06/2024
CSTB2401	880	-15.4%	30	91	30,250	742	(138)	31,000	3.0	17/06/2024
CTCB2302	4,350	-5.4%	14,820	65	40,100	4,406	56	27,000	3.0	22/05/2024
CTCB2306	1,980	-21.4%	150	45	40,100	2,064	84	32,000	4.0	02/05/2024
CTCB2307	2,460	0.0%	0	136	40,100	1,837	(623)	34,000	4.0	01/08/2024
CTCB2309	2,920	-7.9%	7,850	189	40,100	2,390	(530)	35,000	3.0	23/09/2024
CTCB2310	1,090	-9.2%	87,000	203	40,100	913	(177)	35,000	8.0	07/10/2024
CTCB2311	3,430	-6.8%	10	35	40,100	2,734	(696)	32,000	3.0	22/04/2024

CTCB2312	3,190	-6.2%	3,960	115	40,100	2,752	(438)	32,600	3.0	11/07/2024
CTCB2401	4,070	0.0%	0	91	40,100	3,441	(629)	34,000	2.0	17/06/2024
CTPB2304	500	16.3%	43,150	45	18,300	159	(341)	18,890	4.0	02/05/2024
CTPB2305	560	-12.5%	67,950	107	18,300	238	(322)	19,330	4.0	03/07/2024
CTPB2306	1,640	-5.2%	35,940	199	18,300	635	(1,005)	19,890	2.0	03/10/2024
CTPB2401	980	-2.0%	9,500	91	18,300	589	(391)	18,500	2.0	17/06/2024
CVHM2302	610	-1.6%	51,510	65	42,100	157	(453)	50,000	4.0	22/05/2024
CVHM2307	150	-42.3%	5,190	98	42,100	14	(136)	62,670	8.0	24/06/2024
CVHM2311	340	-27.7%	3,080	136	42,100	75	(265)	60,500	5.0	01/08/2024
CVHM2312	180	-53.9%	2,350	45	42,100	11	(169)	56,000	5.0	02/05/2024
CVHM2313	500	-2.0%	52,610	203	42,100	246	(254)	50,000	10.0	07/10/2024
CVHM2315	250	-3.9%	1,240	45	42,100	34	(216)	50,890	8.0	02/05/2024
CVHM2316	430	7.5%	2,590	107	42,100	126	(304)	51,230	8.0	03/07/2024
CVHM2317	580	-7.9%	35,740	199	42,100	238	(342)	52,350	8.0	03/10/2024
CVHM2318	1,230	-8.2%	50,420	290	42,100	525	(705)	53,460	5.0	02/01/2025
CVHM2319	350	-18.6%	10	35	42,100	21	(329)	52,000	5.0	22/04/2024
CVHM2401	1,260	3.3%	16,490	91	42,100	754	(506)	43,000	4.0	17/06/2024
CVIB2302	2,330	-6.8%	14,980	65	22,250	2,403	73	18,610	1.6	22/05/2024
CVIB2304	1,060	-3.6%	15,580	142	22,250	921	(139)	19,440	3.9	07/08/2024
CVIB2305	720	-4.0%	57,340	295	22,250	557	(163)	21,380	5.8	07/01/2025
CVIB2306	3,400	-2.0%	8,980	156	22,250	3,177	(223)	16,520	1.9	21/08/2024
CVIB2307	1,180	-4.8%	22,820	154	22,250	772	(408)	20,410	3.9	19/08/2024
CVIB2401	1,400	0.0%	2,000	91	22,250	1,364	(36)	20,410	1.9	17/06/2024
CVIC2304	20	-90.0%	93,010	3	46,100	0	(20)	59,890	8.0	21/03/2024
CVIC2306	680	0.0%	100	98	46,100	41	(639)	62,220	8.0	24/06/2024
CVIC2308	470	6.8%	121,660	142	46,100	304	(166)	50,000	10.0	07/08/2024
CVIC2309	510	2.0%	248,400	203	46,100	331	(179)	52,000	10.0	07/10/2024
CVIC2312	430	4.9%	31,780	107	46,100	178	(252)	52,350	10.0	03/07/2024
CVIC2313	680	3.0%	31,220	199	46,100	284	(396)	53,460	10.0	03/10/2024
CVIC2314	1,950	2.1%	680	290	46,100	732	(1,218)	54,570	5.0	02/01/2025
CVNM2306	580	-10.8%	64,270	98	67,900	181	(399)	71,710	9.5	24/06/2024
CVNM2308	760	-8.4%	1,880	45	67,900	297	(463)	67,620	7.8	02/05/2024
CVNM2310	390	-11.4%	149,710	142	67,900	84	(306)	78,400	9.8	07/08/2024
CVNM2311	720	-6.5%	37,790	295	67,900	225	(495)	78,400	9.8	07/01/2025
CVNM2313	190	-44.1%	7,930	45	67,900	1	(189)	82,300	9.8	02/05/2024
CVNM2314	750	-6.3%	4,580	199	67,900	65	(685)	85,150	7.8	03/10/2024
CVNM2315	2,260	-3.8%	40	290	67,900	212	(2,048)	87,110	3.9	02/01/2025
CVNM2316	1,050	-5.4%	13,780	35	67,900	483	(567)	63,700	9.8	22/04/2024
CVPB2305	700	-12.5%	34,970	28	18,200	464	(236)	17,160	2.9	15/04/2024
CVPB2309	150	-11.8%	163,060	45	18,200	27	(123)	21,450	3.8	02/05/2024
CVPB2311	440	-21.4%	63,050	45	18,200	215	(225)	19,540	1.9	02/05/2024
CVPB2312	730	55.3%	11,510	136	18,200	471	(259)	20,020	1.9	01/08/2024
CVPB2314	190	-13.6%	177,550	142	18,200	90	(100)	22,880	3.8	07/08/2024
CVPB2315	270	-10.0%	231,390	295	18,200	144	(126)	23,350	5.7	07/01/2025
CVPB2316	80	-27.3%	85,850	45	18,200	10	(70)	22,360	4.8	02/05/2024
CVPB2317	230	-4.2%	55,000	107	18,200	56	(174)	22,880	3.8	03/07/2024
CVPB2318	430	-8.5%	39,260	199	18,200	125	(305)	23,420	3.8	03/10/2024
CVPB2319	1,700	0.0%	0	290	18,200	370	(1,330)	23,950	1.9	02/01/2025
CVPB2320	350	-10.3%	3,010	35	18,200	33	(317)	20,970	2.9	22/04/2024
CVPB2321	450	-4.3%	32,600	154	18,200	256	(194)	18,000	7.0	19/08/2024
CVPB2322	520	-8.8%	15,010	185	18,200	291	(229)	20,000	4.0	19/09/2024
CVRE2303	1,030	37.3%	212,970	65	27,550	1,104	74	25,000	3.0	22/05/2024
CVRE2308	440	18.9%	6,030	98	27,550	183	(257)	31,330	5.0	24/06/2024
CVRE2312	530	35.9%	244,140	45	27,550	379	(151)	27,500	4.0	02/05/2024
CVRE2313	830	56.6%	100,290	136	27,550	456	(374)	29,500	4.0	01/08/2024
CVRE2315	430	38.7%	496,290	203	27,550	281	(149)	30,000	8.0	07/10/2024
CVRE2317	290	-14.7%	57,280	45	27,550	155	(135)	30,000	4.0	02/05/2024
CVRE2318	530	51.4%	49,100	107	27,550	271	(259)	31,000	4.0	03/07/2024
CVRE2319	810	37.3%	23,030	199	27,550	418	(392)	31,780	4.0	03/10/2024

CVRE2320	2,500	19.6%	10	290	27,550	1,087	(1,413)	32,330	2.0	02/01/2025
CVRE2321	600	25.0%	20,790	4	27,550	19	(581)	29,000	4.0	22/03/2024
CVRE2322	1,790	36.6%	103,260	122	27,550	1,521	(269)	24,000	3.0	18/07/2024
CVRE2323	1,400	50.5%	225,550	86	27,550	1,225	(175)	24,800	3.0	12/06/2024

(*) 歐式交易方式，以現金交易

(**) PHS 採用 Black-Scholes 估價方式

期投資股

股票代碼	證券所	現時價格	目標價*	報告日	預期 2024 年盈 利 (十億越盾)	PE Target	PB Target
POW	HOSE	11,300	14,500	3/12/2024	1,923	21.3	1.0
IMP	HOSE	65,900	81,100	2/29/2024	355	13.5	2.1
NT2	HOSE	24,450	32,300	2/7/2024	640	14.5	2.1
VIB	HOSE	22,250	27,000	2/7/2024	9,843	7.0	1.4
VHM	HOSE	42,100	63,300	1/26/2024	27,904	9.9	1.2
MSH	HOSE	42,800	55,900	1/17/2024	318	13.2	2.1
SIP	HOSE	90,000	83,400	1/10/2024	1,123	10.9	3.5
KBC	HOSE	32,100	36,000	1/10/2024	1,647	10.8	1.4
IDC	HNX	57,900	56,000	1/10/2024	2,212	10.4	2.5
CTG	HOSE	33,300	36,375	1/10/2024	23,247	7.5	1.1
VCB	HOSE	93,000	87,329	1/10/2024	37,497	13.0	2.2
BID	HOSE	52,000	55,870	1/10/2024	25,522	11.1	1.8
TCB	HOSE	40,100	45,148	1/10/2024	22,796	7.0	1.0
MBB	HOSE	23,200	29,592	1/10/2024	23,926	5.6	1.2
MSB	HOSE	14,200	19,676	1/10/2024	6,093	6.5	1.0
TPB	HOSE	18,300	24,130	1/10/2024	7,508	7.1	1.2
OCB	HOSE	14,700	19,164	1/10/2024	4,880	8.1	1.1
ACB	HOSE	26,900	31,952	1/10/2024	18,261	6.8	1.3
VPB	HOSE	18,200	25,603	1/10/2024	16,420	10.5	1.1
STB	HOSE	30,250	34,494	1/10/2024	9,865	6.6	1.2
LPB	HOSE	16,050	18,389	1/10/2024	4,731	9.9	1.4
SHB	HOSE	11,150	16,146	1/10/2024	10,044	5.8	0.9
MWG	HOSE	45,900	61,600	1/10/2024	2,325	37.1	3.7
FRT	HOSE	149,900	119,200	1/10/2024	305	74.5	10.9
DGW	HOSE	65,100	55,300	1/10/2024	665	13.6	2.9
PNJ	HOSE	97,300	101,000	1/10/2024	2,357	14.7	2.9
VNM	HOSE	67,900	77,500	1/10/2024	10,402	15.6	4.7
SAB	HOSE	56,700	83,600	1/10/2024	5,162	21.9	4.8
HPG	HOSE	29,600	31,200	1/10/2024	15,721	21.9	1.8
VHC	HOSE	77,000	87,700	1/10/2024	1,218	13.2	1.7
FMC	HOSE	48,250	59,400	1/10/2024	318	12.2	1.6
ANV	HOSE	33,900	39,100	1/10/2024	261	20.0	1.8
STK	HOSE	34,300	36,700	1/10/2024	137	25.1	1.8
TCM	HOSE	46,300	54,700	1/10/2024	221	20.3	2.2
GEG	HOSE	12,950	18,000	1/10/2024	227	40.0	1.6
GAS	HOSE	80,200	87,300	1/10/2024	12,352	16.5	2.8
BSR	UPCOM	18,798	20,500	1/10/2024	5,677	12.0	1.1
PLX	HOSE	36,500	42,300	1/10/2024	4,395	13.3	2.2
PVD	HOSE	31,250	29,100	1/10/2024	816	19.4	1.3
PVS	HNX	36,800	40,300	1/10/2024	1,136	15.6	1.2
NLG	HOSE	42,800	40,600	1/10/2024	631	22.2	1.5
KDH	HOSE	37,200	40,900	1/10/2024	1,232	23.6	1.9
VRE	HOSE	27,550	37,700	1/10/2024	4,252	20.1	2.5

資料來源: PHS 收集

*若除權交易日發生在報告日後將影響目標價

分析師認證

這份報告由 Pham Quang Chuong - 富鑫證券股份公司研究員製作。負責籌備本研究報告之全部或部份內容之研究分析師、策略分析師、研究人員以茲聲明，任何研究分析師、策略分析師、研究人員在於本研究報告所提出之觀點，皆精確反映出其對於該發行機構與證券之個人意見。各研究分析師、策略分析師、研究人員均保證，其報酬在過去與未來，絕對沒有任何一部分是直接或間接與研究分析師、策略分析師、研究人員在此研究報告中所呈現之特定推薦或觀點有關。

評等指標定義

加碼= 預估其未來之潛在上漲空間大於10%。

觀望= 預估其未來之潛在漲跌空間將在下上10%之間。

減碼= 預估其未來之潛在下跌空間大於10%。

未評等= 本股票並不在富鑫證券之評等涵蓋範圍，或者尚未上市。

績效表現根據12個月的總回報(包含股息)所評定。

富鑫證券股份公司

地址：21st Floor, Phu My Hung Building, 08 Hoang Van Thai Street, Tan Phu Ward, District 7, HCMC.

電話號碼：(84-28) 5 413 5479

傳真號碼：+84 28 5413 5473

胡志明市

富美興交易室

地址：Ground Floor, CR2-08, 107 Ton Dat Tien, Tan Phu Ward, District 7, Ho Chi Minh City

電話號碼：(84-28) 5 413 5478

傳真號碼：+84 28 5413 5473

Tan Binh 分行

地址：Park Legend Building, 251 Hoang Van Thu Street, Ward 2, Tan Binh District, HCMC

電話號碼：(84-28) 3813 2401

傳真號碼：(84-28) 3813 2415

第三郡分行

地址：4th & 5th Floor, D&D Tower, 458 Nguyen Thi Minh Khai, Ward 2, District 3, HCMC

電話號碼：(84-28) 382 08068

傳真號碼：(84-28) 3820 8206

第一郡分行

地址：Room 1003A, 10th Floor, No. 81-83-83B-85 Ham Nghi Street, Nguyen Thai Binh Ward, District 1, HCMC

電話號碼：(84-28) 3 535 6060

傳真號碼：(84-28) 3 535 2912

河內市

Ha Noi 分行

地址：5th Floor, Vinafor Building, No.127 Lo Duc, Dong Mac Ward, Hai Ba Trung District, Ha Noi

電話號碼：(84-24) 3 933 4566

傳真號碼：(84-24) 3 933 4820

Thanh Xuan 分行

地址：5th Floor, UDIC Complex Building, N04 Hoang Dao Thuy, Trung Hoa Ward, Cau Giay District, Ha Noi

電話號碼：(84-24) 6 250 9999

傳真號碼：(84-24) 6 250 6666

海防市

海防分行

地址：2nd Floor, Eliteco Building No.18 Tran Hung Dao, Hoang Van Thu Ward, Hong Bang District, Hai Phong

電話號碼：(84-225) 384 1810

傳真號碼：(84-225) 384 1801