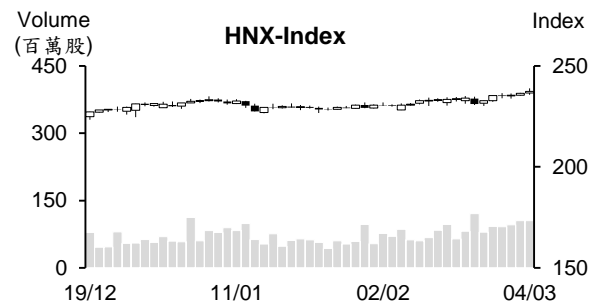
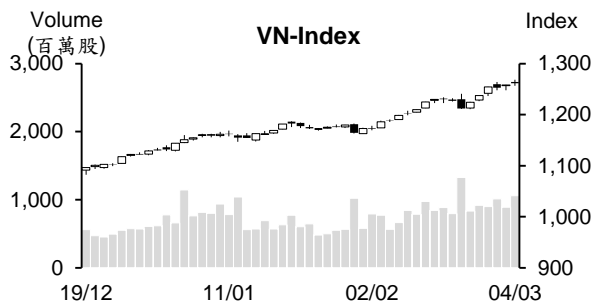


越股行情

| 04/03/2024 | HOSE | | VN30 | | HNX | |
|---------------|-----------------|---------------|---------------|---------------|---------------|--------------|
| 收盤價 | 1,261.41 | 0.25% | 1,268.53 | 0.12% | 237.38 | 0.40% |
| 成交股數(百萬股) | 1,183.52 | 22.99% | 333.91 | 20.20% | 109.82 | 2.81% |
| 撮合股數(百萬股) | 1,061.16 | 19.10% | 288.59 | 12.47% | 104.82 | 0.06% |
| 與最近 20 日之平均比較 | 851.71 | 24.59% | 271.15 | 6.43% | 82.32 | 27.33% |
| 成交值(十億越盾) | 28,620 | 20.54% | 10,663 | 17.31% | 2,216 | 3.48% |
| 撮合成交值(十億越盾) | 25,941 | 17.60% | 9,373 | 12.00% | 2,092 | 0.55% |
| 與最近 20 日之平均比較 | 19,446 | 33.40% | 8,111 | 15.56% | 1,590 | 31.55% |
| 上漲家數 | 276 | 50% | 15 | 50% | 114 | 46% |
| 下跌家數 | 190 | 34% | 9 | 30% | 63 | 26% |
| 持平家數 | 90 | 16% | 6 | 20% | 70 | 28% |



市場概況

周一越股小漲。VN 指數向上跳空 (6 點) 開盤後，多數交易時間維持走升，有時候上漲近 10 點，量能同步擴增。與上周五相似，資金主要湧入中小型不動產、工業不動產、營建、鋼鐵、紡織及航空等類股。今日部分主流股則面臨獲利了結賣壓湧現壓力，使藍籌股走勢分歧。值得注意的是最近六個月交易日，外資有五個交易日呈現加碼，主要買進不動產及工業不動產股。

技術分析

VN 指數連續兩個交易日上漲，量能維持高出最近二十日平均成交量。由於指數守穩在 MA5 之上，加上 MA5、10 及 20 呈現多頭排列，顯示盤勢上升走勢仍在延續。另外，相對強弱指標 (RSI) 與平滑異同移動平均線 (MACD) 同步提升，支持指數有機會向上測試 1,300 點關卡；河內部分，HNX 指數守穩在 MA5 之上，加上 MA5 排在 MA20 之上，支持指數有機會向上測試 240 點 (2023 年 10 月高點)。整體而言，短線盤勢走勢仍偏多，操作上建議投資人可趁著盤勢震盪時採取短進短出操作，基本面佳、2024 年業績表現搶眼與吸引資金之股票為投資標的。

建議股名單: NT2 (加碼) – DBD (獲利了結)

(請參考第 2 頁)

當日調整股名單

| 次號 | 股票代碼 | 評等 | 評等日 | 現時價格 | 買入區間 | 持股表現 | 目標價 | 預期獲利 | 停損價 | 預期損失 | 備註 |
|----|------|------|----------|-------|-------|------|------|------|------|-------|--------------------|
| 1 | NT2 | 加碼 | 05/03/24 | 26.1 | 26.1 | 0.0% | 28.3 | 8.4% | 25.2 | -3.4% | NT2 在積累上漲動能後有機會回升。 |
| 2 | DBD | 獲利了結 | 05/03/24 | 55.50 | 54.00 | 2.8% | 58.0 | 7.4% | 52.0 | -3.7% | 上漲動能不如預期。 |

投資組合部位

| 次號 | 股票代碼 | 評等 | 評等日 | 現時價格 | 買入區間 | 持股表現 | 目標價 | 預期獲利 | 停損價 | 預期損失 | 備註 |
|----|------|----|----------|--------|-------|-------|------|-------|------|-------|----|
| 1 | VNM | 加碼 | 03/01/24 | 72 | 68.3 | 5.4% | 75 | 9.8% | 66.5 | -2.6% | |
| 2 | OIL | 加碼 | 08/01/24 | 10.1 | 10.2 | -1.0% | 11.6 | 13.7% | 9.6 | -6% | |
| 3 | POW | 加碼 | 22/01/24 | 11.85 | 11.55 | 2.6% | 12.5 | 8.2% | 11.1 | -4% | |
| 4 | DHG | 加碼 | 23/01/24 | 109.30 | 106.1 | 3.0% | 122 | 15.0% | 100 | -6% | |
| 5 | PVB | 加碼 | 24/01/24 | 21.30 | 20.8 | 2.4% | 23.2 | 11.5% | 19.8 | -5% | |
| 6 | PVT | 加碼 | 25/01/24 | 27.05 | 26.75 | 1.1% | 30.1 | 13% | 25.7 | -4% | |
| 7 | HPG | 加碼 | 29/01/24 | 30.8 | 28.35 | 8.6% | 31.1 | 10% | 27 | -5% | |
| 8 | GAS | 加碼 | 07/02/24 | 77.8 | 75.7 | 2.8% | 79.8 | 5% | 74.2 | -2% | |
| 9 | RAL | 續抱 | 01/03/24 | 127.6 | 118.7 | 7.5% | 133 | 12% | 112 | -6% | |
| 10 | PVD | 續抱 | 04/03/24 | 31.5 | 28.75 | 9.6% | 35.5 | 23% | 27.8 | -3% | |
| 11 | VPB | 加碼 | 22/02/24 | 19.6 | 19.75 | -0.8% | 21.6 | 9% | 19.2 | -3% | |
| 12 | BVH | 加碼 | 29/02/24 | 43.2 | 42.45 | 1.8% | 47.5 | 12% | 40.5 | -5% | |
| 13 | CEO | 加碼 | 29/02/24 | 22.6 | 22 | 2.7% | 24.5 | 11% | 20.7 | -6% | |
| 14 | VGC | 加碼 | 01/03/24 | 56.7 | 55.4 | 2.3% | 65.5 | 18% | 52.1 | -6% | |
| 15 | CTD | 加碼 | 04/03/24 | 72 | 69 | 4.3% | 78 | 13% | 65 | -6% | |

紡織品出口成長逾 5 億美元

據海關總局之初步統計顯示，從 2024 年 2 月 1 日至 15 日紡織品的出口值為 9.6 億美元，推升 1 月 1 日至 2 月 15 日的出口值較去年同期成長 18.23%至近 41 億美元。相較於 2023 年的 333.3 億美元 (較 2022 年縮減 11.4%) 的出口值，這是一個樂觀訊號。

截至 2024 年 1 月為止，美國仍為紡織業之最重要市場。1 月越南紡織品對美國的出口值增長 33.5%至 13.2 億美元。

同業拆款利率大幅下跌

據越南國家銀行 (SBV) 公佈的最新數據顯示，2 月 29 日隔夜拆款利率為 1.46%，較 28 日下跌 0.94%，較 21 日最高水位的 4.14%也大幅回落。1 周及 2 周之年拆款利率也分別下跌 0.81%及 0.95%至 1.71%及 1.72%。1 個月及 3 個月之年拆款利率則波動不大，分別為 2.53%及 2.96%。值得注意的是 2 月 29 日隔夜成交值為自 2021 年 10 月以來之最高，近 397.5 兆越盾。

儘管 SBV 撥出的逾 6 兆越盾 (期間為 7 天) 已在 2 月 27 日及 28 日到期，但同業拆款利率仍持續下跌。

越南鋼鐵對美國的出口值大增 419%

據海關總局之初步統計數據顯示，從 2 月 1 日至 15 日鋼鐵的出口量為 377,858 噸及出口值為 2.695 億美元，推升 2024 年 1 月 1 日至 2 月 15 日鋼鐵出口量及出口值較去年同期分別成長 65%及 66.2%至近 154 萬噸及近 11 億美元。

義大利、美國及馬來西亞為越南前三大出口市場。值得注意的是，這三個市場的出口值均成長三個位數。其中，對義大利的出口值擴增 114%至 20.3 萬噸、對美國的出口值大增 419%至 13.9 萬噸及對馬來西亞的出口值同步成長 625%至 12 萬噸。

今年前兩個月鋼鐵出口值達 15 億美元。其中，2 月鋼鐵出口量約 95 萬噸、出口值為 6.78 億美元，相較於 1 月分別萎縮 18.1%及 17.6%，但較去年同期分別增長 19.3%及 12.6%。2 月平均出口價格為每噸 713 美元 (較 1 月上漲 0.6%，但較去年同期縮減 5.6%)。今年前兩個月出口價格為 711 美元 (較去年同期下降 1.7%)。

黑市匯率大幅上升至 25,600 越盾

3 月 4 日上午黑市匯率持續大幅上漲 100-150 越盾，使黑市匯率創下歷史新高。美元買進價格上漲至 25,480-25,500 越盾，賣出價格也上升至 25,580-25,600 越盾。

另外，商業銀行的美元價格較上週亦上漲 30-40 越盾。銀行及黑市之差價較大。目前 Vietcombank 及 BIDV 的匯率分別上漲 30 越盾及 35 越盾至每兩 24,500-24,840 越盾及 24,540-24,850 越盾。Techcombank 的匯率也上漲 25 越盾至每兩 24,535-24,845 越盾。ACB 的匯率上漲至 24,540-24,840 越盾。總計，銀行的匯率已逼近 2022 年底的最高水位(24,900 越南盾)。一些銀行的美元賣出價格已近 25,000 越盾，如 VPBank 的匯率為 24,545-24,955 越盾。

從今年初至今，黑市匯率上漲約 800 美元 (上漲 3.2%)。銀行匯率約上漲 400 越盾 (上漲 1.7%)。

資料來源：Fireant、Cafef

德江化學品集團 (DGC) 計劃 2024 年獲利將萎縮

據德江化學品集團 (DGC) 的 2024 年股東大會之相關文件顯示，公司計劃營收將擴增 4.6% 至 10.202 兆越盾、稅後盈餘將萎縮 4.4% 至 3.1 兆越盾以及今年股息比率將維持在 30%。

按照 2023 年的經營結果，加上越南磷灰石股份公司 (PAT) 及 Tia sang 電池股份公司 (TSB) 的股息，DGC 董事會計畫 2023 年股息比率為 30% (已預支)。在發放股息及提取基金後，保留盈餘為 5.634 兆越盾。

在即將召開的股東大會，DGC 董事會呈上股東有關將第六號磷公司與 Duc Giang Lao Cai 化學品有限公司合併的方案。另外，公司計畫將越南磷灰石股份公司 (PAT) 與 DGC 集團合併。

NT2 將發放現金股息，PV Power 即將收到 1,200 億越盾的 NT2 股息

據 Nhon Trach 2 石油電力股份公司 (HoSE:NT2) 之公佈，除權交易日為 3 月 14 日。公司計劃將於 3 月 29 日預支 2023 年第一次現金股息 (比率為 7%)。以近 2.878 億流通股，預期這次 NT2 支付的股息金額約 2,000 億多越盾。

目前越南石油電力總公司 (PV Power, POW) 為 NT2 母公司，持股率為 59.37%。預期這次 POW 將收到近 1,200 億越盾的股息。

另外，公司計畫依 3 月 22 日的股東名冊於 4 月 24 日召開 2024 年度股東大會。

1 月 TLG 獲利成長 57% 至 180 億越盾

據天龍集團 (HoSE:TLG) 剛公佈有關 2024 年 1 月的經營結果顯示，營收及稅後盈餘同步擴增。營收淨額增長 10% 至 2,410 億越盾，其中，外銷額增加 3% 及國內營收成長 17%。毛利也擴增 13% 至 1,010 億越盾。利潤率由 41% 略微提升至 42%。另外，銷售及行政管理費用僅增加 5% 至 800 億越盾，推升稅後盈餘成長 57% 至 180 億越盾。

資料來源：Cafef、Fireant

市場統計

撮合統計

推升指數的前五名股票

| HOSE | | | | HNX | | | |
|------|-------------|---------|-----------|------|--------------|---------|-----------|
| 股票代碼 | 收盤價 (越盾) | 漲跌 % | 影響指數 % | 股票代碼 | 收盤價 (VND) | 漲跌 % | 影響指數 % |
| GVR | 29,800 | 2.23% | 0.05% | PVS | 37,300 | 1.08% | 0.06% |
| CTG | 36,000 | 1.12% | 0.04% | HUT | 19,300 | 1.05% | 0.06% |
| HVN | 13,600 | 6.67% | 0.04% | PTI | 37,400 | 4.76% | 0.04% |
| BCM | 65,400 | 2.83% | 0.04% | TNG | 22,400 | 4.67% | 0.04% |
| KBC | 33,350 | 6.89% | 0.03% | CDN | 28,600 | 3.62% | 0.03% |

拖累指數的前五名股票

| HOSE | | | | HNX | | | |
|------|-------------|---------|-----------|------|-------------|---------|-----------|
| 股票代碼 | 收盤價 (越盾) | 漲跌 % | 影響指數 % | 股票代碼 | 收盤價 (越盾) | 漲跌 % | 影響指數 % |
| VCB | 96,000 | -1.34% | -0.14% | DTK | 10,700 | -3.60% | -0.09% |
| DGC | 112,100 | -1.67% | -0.01% | IDC | 58,400 | -0.85% | -0.05% |
| TPB | 19,600 | -1.26% | -0.01% | VCS | 65,100 | -1.36% | -0.05% |
| MSB | 15,550 | -1.27% | -0.01% | VIF | 16,200 | -1.82% | -0.03% |
| VPB | 19,600 | -0.25% | -0.01% | VNT | 44,600 | -9.90% | -0.03% |

前五名成交量

| HOSE | | | | HNX | | | |
|------|-------------|---------|------------|------|-------------|---------|-------------|
| 股票代碼 | 收盤價 (越盾) | 漲跌 % | 成交量 (股) | 股票代碼 | 收盤價 (越盾) | 漲跌 % | 成交量 (千股) |
| DIG | 28,100 | 2.00% | 49,288,376 | SHS | 18,100 | 0.56% | 22,089,528 |
| NVL | 17,500 | 1.16% | 38,243,939 | CEO | 22,600 | 0.00% | 16,513,403 |
| KBC | 33,350 | 6.89% | 35,652,303 | PVS | 37,300 | 1.08% | 7,209,237 |
| VND | 23,450 | 1.08% | 32,217,883 | HUT | 19,300 | 1.05% | 7,019,856 |
| MBB | 24,200 | 0.83% | 31,971,321 | TNG | 22,400 | 4.67% | 4,988,132 |

前五名成交值

| HOSE | | | | HNX | | | |
|------|-------------|---------|---------------|------|-------------|---------|---------------|
| 股票代碼 | 收盤價 (越盾) | 漲跌 % | 成交值 (十億越盾) | 股票代碼 | 收盤價 (越盾) | 漲跌 % | 成交值 (十億越盾) |
| DIG | 28,100 | 2.00% | 1,400.5 | SHS | 18,100 | 0.56% | 403.2 |
| KBC | 33,350 | 6.89% | 1,165.9 | CEO | 22,600 | 0.00% | 378.8 |
| SSI | 37,150 | -0.54% | 945.6 | PVS | 37,300 | 1.08% | 268.7 |
| HPG | 30,800 | -0.16% | 887.4 | MBS | 28,300 | -0.35% | 139.8 |
| MWG | 47,400 | 1.72% | 785.2 | HUT | 19,300 | 1.05% | 136.3 |

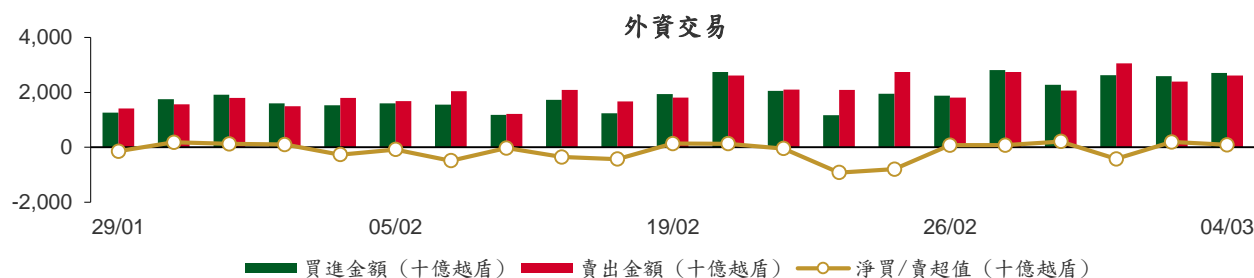
議價交易

前五名股

| HOSE | | | HNX | | |
|------|------------|---------------|------|------------|---------------|
| 股票代碼 | 成交量 (股) | 成交值 (十億越盾) | 股票代碼 | 成交量 (股) | 成交值 (十億越盾) |
| VHM | 6,946,500 | 304.58 | GKM | 866,700 | 28.14 |
| LPB | 18,793,026 | 300.74 | SHS | 828,500 | 15.01 |
| ORS | 13,210,000 | 220.97 | HUT | 764,000 | 14.52 |
| SSB | 8,660,000 | 199.12 | INN | 229,500 | 10.90 |
| MSN | 2,787,000 | 186.73 | IDC | 182,000 | 10.65 |

外資交易行情 (股票)

| 證交所 | 買進成交量 (百萬股) | 買進金額 (十億越盾) | 賣出成交量 (百萬股) | 賣出金額 (十億越盾) | 淨買/賣成 交易 (百萬股) | 淨買/賣超值 (十億越盾) |
|-----------|----------------|-----------------|----------------|-----------------|----------------------|------------------|
| HOSE | 85.07 | 2,567.22 | 77.81 | 2,465.37 | 7.26 | 101.85 |
| HNX | 6.13 | 137.60 | 5.58 | 150.70 | 0.55 | (13.10) |
| 總計 | 91.20 | 2,704.82 | 83.38 | 2,616.07 | 7.82 | 88.75 |



前五名買進

| HOSE | | | | HNX | | | |
|------|-------------|------------|---------------|------|-------------|------------|---------------|
| 股票代碼 | 收盤價 (越盾) | 成交量 (股) | 成交值 (十億越盾) | 股票代碼 | 收盤價 (越盾) | 成交量 (股) | 成交值 (十億越盾) |
| KBC | 33,350 | 9,643,100 | 316.36 | SHS | 18,100 | 1,880,200 | 34.32 |
| MWG | 47,400 | 4,049,610 | 191.08 | TNG | 22,400 | 639,632 | 14.27 |
| NLG | 42,650 | 3,147,900 | 133.49 | INN | 50,000 | 229,500 | 10.90 |
| MBB | 24,200 | 5,122,300 | 131.39 | DHT | 27,100 | 360,400 | 9.90 |
| DIG | 28,100 | 4,148,600 | 118.61 | PVS | 37,300 | 224,600 | 8.37 |

前五名賣出

| HOSE | | | | HNX | | | |
|----------|-------------|------------|---------------|------|-------------|------------|---------------|
| 股票代碼 | 收盤價 (越盾) | 成交量 (股) | 成交值 (十億越盾) | 股票代碼 | 收盤價 (越盾) | 成交量 (股) | 成交值 (十億越盾) |
| HPG | 30,800 | 6,859,095 | 212.48 | PVS | 37,300 | 1,221,895 | 45.47 |
| FUEVFVND | 29,050 | 4,531,800 | 133.95 | SHS | 18,100 | 713,000 | 13.01 |
| MBB | 24,200 | 5,129,500 | 131.56 | MBS | 28,300 | 452,700 | 12.97 |
| MWG | 47,400 | 2,443,415 | 115.28 | INN | 50,000 | 229,500 | 10.90 |
| VHM | 43,950 | 2,558,160 | 112.22 | CEO | 22,600 | 288,510 | 6.67 |

前五名淨買超

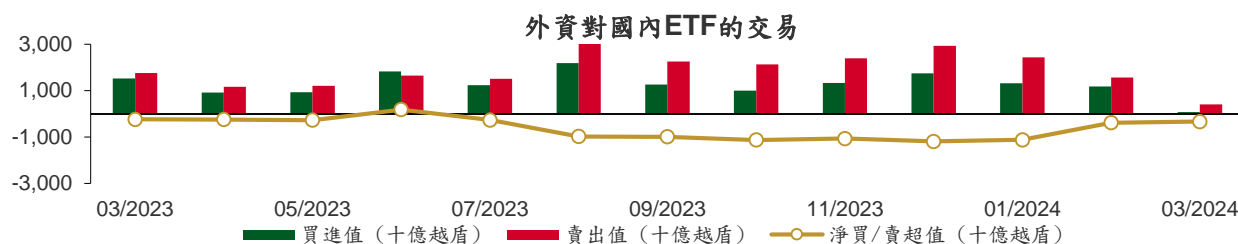
| HOSE | | | | HNX | | | |
|------|-------------|--------------|----------------|------|-------------|--------------|----------------|
| 股票代碼 | 收盤價 (越盾) | 淨買成交量 (股) | 淨買超值 (十億越盾) | 股票代碼 | 收盤價 (越盾) | 淨買成交量 (股) | 淨買超值 (十億越盾) |
| KBC | 33,350 | 8,587,030 | 281.55 | SHS | 18,100 | 1,167,200 | 21.31 |
| DIG | 28,100 | 3,638,000 | 104.00 | TNG | 22,400 | 616,750 | 13.77 |
| VND | 23,450 | 3,296,260 | 77.31 | DHT | 27,100 | 356,500 | 9.79 |
| MWG | 47,400 | 1,606,195 | 75.80 | HUT | 19,300 | 331,460 | 6.45 |
| NLG | 42,650 | 1,750,380 | 74.16 | DTD | 29,400 | 137,800 | 4.13 |

前五名淨賣超

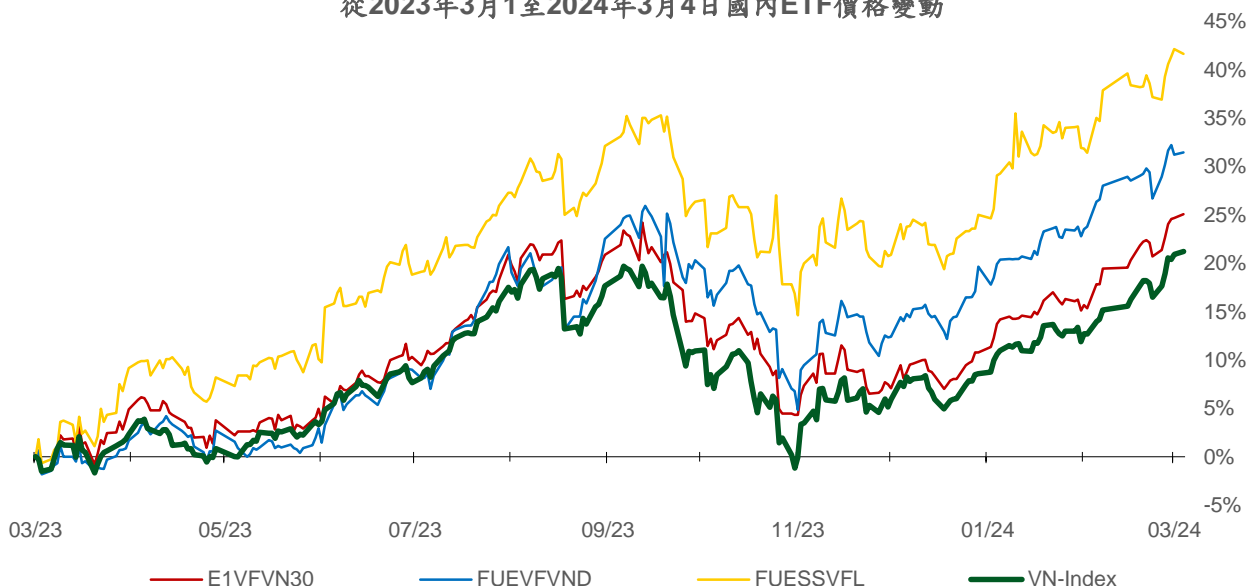
| HOSE | | | | HNX | | | |
|----------|-------------|--------------|----------------|------|-------------|--------------|----------------|
| 股票代碼 | 收盤價 (越盾) | 淨賣成交量 (股) | 淨賣超值 (十億越盾) | 股票代碼 | 收盤價 (越盾) | 淨賣成交量 (股) | 淨賣超值 (十億越盾) |
| FUEVFN30 | 29,050 | (4,182,000) | (123.99) | PVS | 37,300 | (997,295) | (37.10) |
| HPG | 30,800 | (3,517,821) | (109.37) | MBS | 28,300 | (439,700) | (12.60) |
| PVD | 31,500 | (2,805,882) | (88.57) | CEO | 22,600 | (267,910) | (6.20) |
| DGC | 112,100 | (514,900) | (58.10) | HVT | 62,000 | (67,600) | (4.06) |
| VHM | 43,950 | (1,194,560) | (52.78) | VCS | 65,100 | (45,200) | (2.97) |

ETF 交易

| 價格統計 | | | | | 外資交易 | | | |
|-----------|-------------|-----------|------------------|---------------|-----------|----------------|----------------|-----------------|
| ETF 代碼 | 收盤價 (越盾) | 漲跌 (%) | 成交量 (股) | 成交值 (十億越盾) | ETF 代碼 | 買進金額 (十億越盾) | 賣出金額 (十億越盾) | 淨超值 (十億越盾) |
| E1VFN30 | 21,940 | 0.3% | 2,113,869 | 46.23 | E1VFN30 | 40.26 | 40.86 | (0.61) |
| FUEMAV30 | 15,060 | 0.4% | 7,400 | 0.11 | FUEMAV30 | 0.06 | 0.01 | 0.05 |
| FUESSV30 | 15,570 | -0.2% | 17,740 | 0.28 | FUESSV30 | 0.02 | 0.17 | (0.16) |
| FUESSV50 | 17,900 | -0.4% | 15,226 | 0.27 | FUESSV50 | 0.01 | 0.07 | (0.06) |
| FUESSVFL | 20,910 | -0.3% | 123,036 | 2.57 | FUESSVFL | 1.20 | 0.64 | 0.55 |
| FUEVFN30 | 29,050 | 0.2% | 4,706,815 | 139.15 | FUEVFN30 | 9.97 | 133.95 | (123.99) |
| FUEVN100 | 16,950 | 0.4% | 151,356 | 2.57 | FUEVN100 | 0.62 | 1.24 | (0.62) |
| FUEIP100 | 7,920 | -1.0% | 2,300 | 0.02 | FUEIP100 | 0.00 | 0.00 | 0.00 |
| FUEKIV30 | 8,350 | -0.1% | 17,800 | 0.15 | FUEKIV30 | 0.12 | 0.06 | 0.06 |
| FUEDCMID | 11,660 | 1.0% | 71,111 | 0.82 | FUEDCMID | 0.60 | 0.15 | 0.45 |
| FUEKIVFS | 12,080 | -0.2% | 200 | 0.00 | FUEKIVFS | 0.00 | 0.00 | 0.00 |
| FUEMAVND | 12,470 | 0.2% | 600 | 0.01 | FUEMAVND | 0.00 | 0.00 | 0.00 |
| FUEFCV50 | 12,450 | -0.1% | 9,606 | 0.12 | FUEFCV50 | 0.00 | 0.00 | 0.00 |
| FUEBFVND | 12,510 | 0.0% | 0 | 0.00 | FUEBFVND | 0.00 | 0.00 | 0.00 |
| 總計 | | | 7,237,059 | 192.30 | 總計 | 52.85 | 177.18 | (124.32) |



從2023年3月1日至2024年3月4日國內ETF價格變動



權證資訊

| 權證代碼 (*) | 收盤價 (越盾) | 漲跌 (%) | 成交量 | 到期的 天數 | 標的股票 之價格 (越盾) | 權證理 論價格 (越盾) (**) | 與收盤價 的差異 (越盾) | 履約價 格(越盾) | 行使比 例 n:1 | 最後交易日 |
|----------|-------------|-----------|---------|-----------|---------------------|----------------------------|---------------------|--------------|--------------|------------|
| CACB2304 | 2,290 | 1.3% | 2,400 | 203 | 27,800 | 1,818 | (472) | 23,000 | 3.0 | 23/09/2024 |
| CACB2305 | 1,070 | 1.9% | 13,810 | 217 | 27,800 | 788 | (282) | 24,000 | 6.0 | 07/10/2024 |
| CACB2306 | 2,310 | -1.3% | 205,970 | 136 | 27,800 | 2,031 | (279) | 22,000 | 3.0 | 18/07/2024 |
| CACB2307 | 840 | -1.2% | 17,500 | 168 | 27,800 | 625 | (215) | 25,000 | 6.0 | 19/08/2024 |
| CACB2401 | 2,170 | -0.9% | 130 | 105 | 27,800 | 1,695 | (475) | 25,000 | 2.0 | 17/06/2024 |
| CFPT2305 | 4,470 | 0.7% | 5,020 | 42 | 111,400 | 4,482 | 12 | 67,210 | 9.9 | 15/04/2024 |
| CFPT2309 | 4,110 | 1.2% | 1,870 | 59 | 111,400 | 4,006 | (104) | 80,060 | 7.9 | 02/05/2024 |
| CFPT2310 | 3,970 | 1.0% | 2,710 | 150 | 111,400 | 3,520 | (450) | 84,510 | 7.9 | 01/08/2024 |
| CFPT2311 | 2,200 | -1.8% | 26,920 | 10 | 111,400 | 2,273 | 73 | 88,960 | 9.9 | 14/03/2024 |
| CFPT2313 | 2,070 | 0.0% | 111,970 | 156 | 111,400 | 1,418 | (652) | 100,000 | 10.0 | 07/08/2024 |
| CFPT2314 | 2,710 | 1.1% | 3,810 | 309 | 111,400 | 1,678 | (1,032) | 100,000 | 10.0 | 07/01/2025 |
| CFPT2315 | 4,270 | 3.4% | 250 | 49 | 111,400 | 3,957 | (313) | 80,000 | 8.0 | 22/04/2024 |
| CFPT2316 | 3,250 | 1.3% | 88,030 | 136 | 111,400 | 3,015 | (235) | 82,000 | 10.0 | 18/07/2024 |
| CFPT2317 | 1,640 | 2.5% | 51,950 | 260 | 111,400 | 1,020 | (620) | 101,000 | 15.0 | 19/11/2024 |
| CFPT2318 | 2,430 | 0.8% | 12,580 | 129 | 111,400 | 1,807 | (623) | 99,000 | 8.0 | 11/07/2024 |
| CHDB2304 | 1,460 | 4.3% | 160 | 17 | 23,300 | 1,440 | (20) | 18,280 | 3.5 | 21/03/2024 |
| CHDB2306 | 1,600 | 0.0% | 0 | 112 | 23,300 | 1,213 | (387) | 19,340 | 3.5 | 24/06/2024 |
| CHPG2309 | 2,330 | 1.3% | 70,280 | 79 | 30,800 | 2,379 | 49 | 24,000 | 3.0 | 22/05/2024 |
| CHPG2315 | 1,680 | -1.2% | 490 | 108 | 30,800 | 1,124 | (556) | 27,780 | 4.0 | 20/06/2024 |
| CHPG2316 | 1,530 | 1.3% | 5,010 | 199 | 30,800 | 1,200 | (330) | 28,890 | 4.0 | 19/09/2024 |
| CHPG2318 | 620 | 3.3% | 29,060 | 18 | 30,800 | 525 | (95) | 29,220 | 4.0 | 22/03/2024 |
| CHPG2319 | 1,000 | -2.9% | 7,250 | 112 | 30,800 | 802 | (198) | 30,110 | 4.0 | 24/06/2024 |
| CHPG2321 | 2,240 | -0.9% | 48,430 | 42 | 30,800 | 2,148 | (92) | 24,500 | 3.0 | 15/04/2024 |
| CHPG2322 | 2,200 | -1.8% | 10,760 | 133 | 30,800 | 1,762 | (438) | 30,000 | 2.0 | 15/07/2024 |
| CHPG2326 | 1,070 | -2.7% | 265,870 | 59 | 30,800 | 1,019 | (51) | 27,500 | 4.0 | 02/05/2024 |
| CHPG2328 | 1,790 | 0.6% | 13,210 | 59 | 30,800 | 1,690 | (100) | 28,500 | 2.0 | 02/05/2024 |
| CHPG2329 | 2,460 | 2.5% | 5,480 | 150 | 30,800 | 2,122 | (338) | 29,000 | 2.0 | 01/08/2024 |
| CHPG2330 | 390 | -32.8% | 13,340 | 10 | 30,800 | 261 | (129) | 31,000 | 3.0 | 14/03/2024 |
| CHPG2331 | 1,040 | -1.9% | 32,650 | 217 | 30,800 | 909 | (131) | 28,000 | 6.0 | 07/10/2024 |
| CHPG2332 | 1,040 | 0.0% | 3,810 | 248 | 30,800 | 908 | (132) | 28,500 | 6.0 | 07/11/2024 |
| CHPG2333 | 1,060 | 1.0% | 730 | 276 | 30,800 | 903 | (157) | 29,000 | 6.0 | 05/12/2024 |
| CHPG2334 | 830 | 1.2% | 240,730 | 309 | 30,800 | 680 | (150) | 29,500 | 8.0 | 07/01/2025 |
| CHPG2336 | 1,180 | 0.0% | 0 | 59 | 30,800 | 911 | (269) | 28,110 | 4.0 | 02/05/2024 |
| CHPG2337 | 1,080 | 0.0% | 0 | 121 | 30,800 | 887 | (193) | 29,670 | 4.0 | 03/07/2024 |
| CHPG2338 | 1,340 | 0.0% | 0 | 213 | 30,800 | 1,092 | (248) | 30,000 | 4.0 | 03/10/2024 |
| CHPG2339 | 4,100 | 0.0% | 0 | 304 | 30,800 | 2,529 | (1,571) | 30,220 | 2.0 | 02/01/2025 |
| CHPG2340 | 2,530 | 0.0% | 0 | 49 | 30,800 | 2,010 | (520) | 25,000 | 3.0 | 22/04/2024 |
| CHPG2341 | 2,130 | -1.4% | 16,450 | 136 | 30,800 | 1,780 | (350) | 30,000 | 2.0 | 18/07/2024 |
| CHPG2342 | 1,020 | -1.0% | 58,550 | 260 | 30,800 | 835 | (185) | 24,000 | 10.0 | 19/11/2024 |
| CHPG2343 | 1,580 | 0.6% | 1,770 | 100 | 30,800 | 1,420 | (160) | 28,000 | 3.0 | 12/06/2024 |
| CHPG2401 | 1,360 | 20.4% | 50 | 105 | 30,800 | 897 | (463) | 31,000 | 3.0 | 17/06/2024 |
| CMBB2306 | 4,440 | 1.1% | 8,990 | 79 | 24,200 | 4,306 | (134) | 16,970 | 1.7 | 22/05/2024 |
| CMBB2309 | 1,430 | 4.4% | 179,230 | 59 | 24,200 | 1,323 | (107) | 19,000 | 4.0 | 02/05/2024 |
| CMBB2311 | 2,780 | -4.1% | 9,290 | 59 | 24,200 | 2,647 | (133) | 19,000 | 2.0 | 02/05/2024 |
| CMBB2312 | 3,010 | -4.4% | 2,030 | 150 | 24,200 | 2,567 | (443) | 19,500 | 2.0 | 01/08/2024 |
| CMBB2313 | 1,570 | -1.9% | 10,810 | 10 | 24,200 | 1,608 | 38 | 21,000 | 2.0 | 14/03/2024 |
| CMBB2314 | 1,440 | 4.4% | 67,040 | 156 | 24,200 | 1,186 | (254) | 20,000 | 4.0 | 07/08/2024 |
| CMBB2315 | 1,730 | 3.6% | 4,540 | 309 | 24,200 | 1,340 | (390) | 20,000 | 4.0 | 07/01/2025 |
| CMBB2316 | 910 | 1.1% | 41,570 | 59 | 24,200 | 627 | (283) | 18,000 | 10.0 | 02/05/2024 |
| CMBB2317 | 1,110 | 3.7% | 26,680 | 168 | 24,200 | 959 | (151) | 20,000 | 5.0 | 19/08/2024 |
| CMBB2318 | 1,780 | 2.3% | 120,070 | 199 | 24,200 | 1,650 | (130) | 18,000 | 4.0 | 19/09/2024 |
| CMBB2401 | 2,670 | 0.0% | 0 | 105 | 24,200 | 2,262 | (408) | 20,000 | 2.0 | 17/06/2024 |

本日報由富鑫證券股份有限公司研究部發佈，以上所有資訊乃源自可靠之消息來源，但由於證券市場瞬息萬變且受許多不可預測之因素影響，投資人應審慎投資、自負風險。

| | | | | | | | | | | |
|----------|-------|--------|---------|-----|--------|-------|---------|--------|------|------------|
| CMSN2302 | 1,450 | -2.0% | 21,440 | 79 | 70,800 | 1,284 | (166) | 66,000 | 6.0 | 22/05/2024 |
| CMSN2307 | 470 | -2.1% | 34,370 | 112 | 70,800 | 209 | (261) | 83,000 | 10.0 | 24/06/2024 |
| CMSN2311 | 560 | 1.8% | 14,900 | 150 | 70,800 | 234 | (326) | 88,500 | 8.0 | 01/08/2024 |
| CMSN2313 | 820 | 0.0% | 274,760 | 217 | 70,800 | 504 | (316) | 80,000 | 10.0 | 07/10/2024 |
| CMSN2315 | 260 | -10.3% | 68,530 | 59 | 70,800 | 103 | (157) | 82,000 | 10.0 | 02/05/2024 |
| CMSN2316 | 920 | 0.0% | 2,030 | 213 | 70,800 | 390 | (530) | 83,980 | 10.0 | 03/10/2024 |
| CMSN2317 | 1,520 | -5.6% | 210 | 304 | 70,800 | 596 | (924) | 86,870 | 8.0 | 02/01/2025 |
| CMWG2305 | 3,180 | 7.1% | 67,060 | 79 | 47,400 | 3,036 | (144) | 35,660 | 4.0 | 22/05/2024 |
| CMWG2309 | 380 | -22.5% | 127,810 | 59 | 47,400 | 214 | (166) | 54,000 | 5.0 | 02/05/2024 |
| CMWG2310 | 890 | 14.1% | 20,280 | 150 | 47,400 | 528 | (362) | 54,500 | 5.0 | 01/08/2024 |
| CMWG2312 | 560 | -30.0% | 21,220 | 50 | 47,400 | 190 | (370) | 56,000 | 3.0 | 23/04/2024 |
| CMWG2313 | 970 | 7.8% | 40,690 | 156 | 47,400 | 697 | (273) | 50,000 | 6.0 | 07/08/2024 |
| CMWG2314 | 830 | 6.4% | 66,470 | 309 | 47,400 | 569 | (261) | 52,000 | 10.0 | 07/01/2025 |
| CMWG2315 | 300 | 7.1% | 4,890 | 59 | 47,400 | 128 | (172) | 48,890 | 20.0 | 02/05/2024 |
| CMWG2316 | 940 | 4.4% | 54,290 | 170 | 47,400 | 873 | (67) | 48,000 | 6.0 | 21/08/2024 |
| CMWG2317 | 660 | 10.0% | 710 | 49 | 47,400 | 312 | (348) | 50,000 | 6.0 | 22/04/2024 |
| CMWG2318 | 1,740 | 5.5% | 22,440 | 136 | 47,400 | 1,316 | (424) | 42,000 | 6.0 | 18/07/2024 |
| CNVL2303 | 400 | 0.0% | 8,500 | 17 | 17,500 | 262 | (138) | 17,330 | 4.0 | 21/03/2024 |
| CNVL2305 | 1,200 | -0.8% | 4,000 | 112 | 17,500 | 665 | (535) | 17,000 | 4.0 | 24/06/2024 |
| CPDR2303 | 2,400 | 3.5% | 87,090 | 17 | 29,350 | 2,371 | (29) | 19,890 | 4.0 | 21/03/2024 |
| CPDR2305 | 2,680 | 0.4% | 15,540 | 112 | 29,350 | 2,443 | (237) | 20,220 | 4.0 | 24/06/2024 |
| CPOW2304 | 20 | -90.5% | 14,030 | 17 | 11,850 | 0 | (20) | 16,330 | 2.0 | 21/03/2024 |
| CPOW2306 | 190 | -36.7% | 121,570 | 112 | 11,850 | 26 | (164) | 16,000 | 2.0 | 24/06/2024 |
| CPOW2308 | 190 | 0.0% | 76,740 | 42 | 11,850 | 93 | (97) | 12,000 | 5.0 | 15/04/2024 |
| CPOW2309 | 140 | -50.0% | 11,310 | 72 | 11,850 | 36 | (104) | 14,500 | 2.0 | 15/05/2024 |
| CPOW2313 | 700 | 1.5% | 3,740 | 121 | 11,850 | 257 | (443) | 12,890 | 2.0 | 03/07/2024 |
| CPOW2314 | 1,010 | -1.9% | 120 | 213 | 11,850 | 372 | (638) | 13,110 | 2.0 | 03/10/2024 |
| CPOW2315 | 1,250 | 1.6% | 690 | 304 | 11,850 | 440 | (810) | 13,460 | 2.0 | 02/01/2025 |
| CSHB2302 | 730 | -2.7% | 20,020 | 59 | 11,850 | 320 | (410) | 12,000 | 2.0 | 02/05/2024 |
| CSHB2303 | 1,000 | -2.9% | 23,820 | 120 | 11,850 | 401 | (599) | 12,350 | 2.0 | 02/07/2024 |
| CSHB2304 | 450 | 0.0% | 35,550 | 121 | 11,850 | 222 | (228) | 11,670 | 5.0 | 03/07/2024 |
| CSHB2305 | 520 | 2.0% | 14,760 | 213 | 11,850 | 214 | (306) | 12,560 | 5.0 | 03/10/2024 |
| CSHB2306 | 1,600 | -0.6% | 21,890 | 304 | 11,850 | 634 | (966) | 12,780 | 2.0 | 02/01/2025 |
| CSTB2306 | 1,750 | 0.6% | 140,610 | 79 | 31,750 | 1,713 | (37) | 30,000 | 2.0 | 22/05/2024 |
| CSTB2312 | 660 | -2.9% | 1,240 | 108 | 31,750 | 453 | (207) | 33,330 | 5.0 | 20/06/2024 |
| CSTB2313 | 790 | 2.6% | 500 | 199 | 31,750 | 513 | (277) | 35,560 | 5.0 | 19/09/2024 |
| CSTB2315 | 140 | -53.3% | 10,620 | 18 | 31,750 | 71 | (69) | 34,330 | 5.0 | 22/03/2024 |
| CSTB2316 | 460 | 0.0% | 17,170 | 112 | 31,750 | 277 | (183) | 36,330 | 5.0 | 24/06/2024 |
| CSTB2318 | 700 | -4.1% | 44,090 | 72 | 31,750 | 568 | (132) | 32,000 | 4.0 | 15/05/2024 |
| CSTB2319 | 620 | -3.1% | 27,210 | 42 | 31,750 | 563 | (57) | 27,000 | 9.0 | 15/04/2024 |
| CSTB2322 | 860 | 0.0% | 104,620 | 59 | 31,750 | 776 | (84) | 30,000 | 4.0 | 02/05/2024 |
| CSTB2324 | 730 | -12.1% | 21,730 | 59 | 31,750 | 634 | (96) | 31,000 | 4.0 | 02/05/2024 |
| CSTB2325 | 1,190 | -3.3% | 5,590 | 150 | 31,750 | 896 | (294) | 31,500 | 4.0 | 01/08/2024 |
| CSTB2326 | 1,230 | -5.4% | 130 | 50 | 31,750 | 727 | (503) | 33,000 | 2.0 | 23/04/2024 |
| CSTB2327 | 660 | -2.9% | 167,010 | 156 | 31,750 | 571 | (89) | 32,000 | 6.0 | 07/08/2024 |
| CSTB2328 | 690 | -1.4% | 68,490 | 309 | 31,750 | 563 | (127) | 33,000 | 8.0 | 07/01/2025 |
| CSTB2330 | 500 | 2.0% | 5,850 | 59 | 31,750 | 318 | (182) | 34,000 | 4.0 | 02/05/2024 |
| CSTB2331 | 570 | 0.0% | 117,050 | 121 | 31,750 | 373 | (197) | 35,000 | 5.0 | 03/07/2024 |
| CSTB2332 | 830 | 0.0% | 1,200 | 213 | 31,750 | 521 | (309) | 35,890 | 5.0 | 03/10/2024 |
| CSTB2333 | 3,270 | 0.0% | 0 | 304 | 31,750 | 1,682 | (1,588) | 36,110 | 2.0 | 02/01/2025 |
| CSTB2334 | 2,480 | 0.4% | 10,270 | 170 | 31,750 | 2,125 | (355) | 27,000 | 3.0 | 21/08/2024 |
| CSTB2335 | 1,390 | 0.0% | 0 | 49 | 31,750 | 783 | (607) | 31,000 | 3.0 | 22/04/2024 |
| CSTB2336 | 630 | -3.1% | 43,250 | 74 | 31,750 | 558 | (72) | 31,000 | 5.0 | 17/05/2024 |
| CSTB2337 | 1,340 | 0.0% | 44,020 | 260 | 31,750 | 1,017 | (323) | 27,000 | 7.0 | 19/11/2024 |
| CSTB2338 | 1,650 | -2.9% | 137,740 | 100 | 31,750 | 1,441 | (209) | 29,000 | 3.0 | 12/06/2024 |
| CSTB2401 | 1,230 | 0.0% | 0 | 105 | 31,750 | 1,085 | (145) | 31,000 | 3.0 | 17/06/2024 |
| CTCB2302 | 4,910 | 1.2% | 13,130 | 79 | 41,850 | 4,998 | 88 | 27,000 | 3.0 | 22/05/2024 |
| CTCB2306 | 2,560 | -1.9% | 10 | 59 | 41,850 | 2,508 | (52) | 32,000 | 4.0 | 02/05/2024 |
| CTCB2307 | 2,620 | 0.0% | 0 | 150 | 41,850 | 2,237 | (383) | 34,000 | 4.0 | 01/08/2024 |

| | | | | | | | | | | |
|----------|-------|--------|---------|-----|--------|-------|---------|--------|------|------------|
| CTCB2308 | 1,530 | -9.5% | 8,920 | 10 | 41,850 | 1,632 | 102 | 37,000 | 3.0 | 14/03/2024 |
| CTCB2309 | 3,430 | 2.4% | 30 | 203 | 41,850 | 2,891 | (539) | 35,000 | 3.0 | 23/09/2024 |
| CTCB2310 | 1,270 | -0.8% | 7,410 | 217 | 41,850 | 1,100 | (170) | 35,000 | 8.0 | 07/10/2024 |
| CTCB2311 | 3,750 | 0.0% | 0 | 49 | 41,850 | 3,328 | (422) | 32,000 | 3.0 | 22/04/2024 |
| CTCB2312 | 3,730 | 4.5% | 570 | 129 | 41,850 | 3,311 | (419) | 32,600 | 3.0 | 11/07/2024 |
| CTCB2401 | 4,410 | 0.0% | 0 | 105 | 41,850 | 4,273 | (137) | 34,000 | 2.0 | 17/06/2024 |
| CTPB2304 | 650 | -4.4% | 34,970 | 59 | 19,600 | 368 | (282) | 18,890 | 4.0 | 02/05/2024 |
| CTPB2305 | 890 | -1.1% | 46,060 | 121 | 19,600 | 427 | (463) | 19,330 | 4.0 | 03/07/2024 |
| CTPB2306 | 2,300 | -0.9% | 11,890 | 213 | 19,600 | 991 | (1,309) | 19,890 | 2.0 | 03/10/2024 |
| CTPB2401 | 1,180 | -2.5% | 28,070 | 105 | 19,600 | 1,029 | (151) | 18,500 | 2.0 | 17/06/2024 |
| CVHM2302 | 700 | 1.5% | 54,240 | 79 | 43,950 | 320 | (380) | 50,000 | 4.0 | 22/05/2024 |
| CVHM2307 | 140 | -26.3% | 5,440 | 112 | 43,950 | 34 | (106) | 62,670 | 8.0 | 24/06/2024 |
| CVHM2311 | 350 | -27.1% | 57,750 | 150 | 43,950 | 136 | (214) | 60,500 | 5.0 | 01/08/2024 |
| CVHM2312 | 250 | -43.2% | 14,060 | 59 | 43,950 | 46 | (204) | 56,000 | 5.0 | 02/05/2024 |
| CVHM2313 | 530 | 0.0% | 19,140 | 217 | 43,950 | 334 | (196) | 50,000 | 10.0 | 07/10/2024 |
| CVHM2315 | 280 | -3.5% | 10,380 | 59 | 43,950 | 95 | (185) | 50,890 | 8.0 | 02/05/2024 |
| CVHM2316 | 520 | 2.0% | 13,450 | 121 | 43,950 | 210 | (310) | 51,230 | 8.0 | 03/07/2024 |
| CVHM2317 | 750 | 0.0% | 0 | 213 | 43,950 | 332 | (418) | 52,350 | 8.0 | 03/10/2024 |
| CVHM2318 | 1,570 | 3.3% | 20 | 304 | 43,950 | 684 | (886) | 53,460 | 5.0 | 02/01/2025 |
| CVHM2319 | 600 | 5.3% | 4,050 | 49 | 43,950 | 88 | (512) | 52,000 | 5.0 | 22/04/2024 |
| CVHM2401 | 1,360 | 4.6% | 42,760 | 105 | 43,950 | 1,075 | (285) | 43,000 | 4.0 | 17/06/2024 |
| CVIB2302 | 2,300 | 6.0% | 9,960 | 79 | 22,000 | 2,306 | 6 | 18,610 | 1.6 | 22/05/2024 |
| CVIB2304 | 1,070 | 3.9% | 19,150 | 156 | 22,000 | 891 | (179) | 19,440 | 3.9 | 07/08/2024 |
| CVIB2305 | 720 | 2.9% | 57,300 | 309 | 22,000 | 541 | (179) | 21,380 | 5.8 | 07/01/2025 |
| CVIB2306 | 3,340 | 0.3% | 6,600 | 170 | 22,000 | 3,076 | (264) | 16,520 | 1.9 | 21/08/2024 |
| CVIB2307 | 1,190 | 2.6% | 15,480 | 168 | 22,000 | 748 | (442) | 20,410 | 3.9 | 19/08/2024 |
| CVIB2401 | 1,510 | 4.1% | 10 | 105 | 22,000 | 1,322 | (188) | 20,410 | 1.9 | 17/06/2024 |
| CVIC2304 | 60 | -73.9% | 29,070 | 17 | 45,250 | 0 | (60) | 59,890 | 8.0 | 21/03/2024 |
| CVIC2306 | 720 | -13.3% | 1,760 | 112 | 45,250 | 45 | (675) | 62,220 | 8.0 | 24/06/2024 |
| CVIC2308 | 480 | 2.1% | 82,720 | 156 | 45,250 | 290 | (190) | 50,000 | 10.0 | 07/08/2024 |
| CVIC2309 | 520 | 0.0% | 39,930 | 217 | 45,250 | 315 | (205) | 52,000 | 10.0 | 07/10/2024 |
| CVIC2312 | 490 | -2.0% | 71,270 | 121 | 45,250 | 173 | (317) | 52,350 | 10.0 | 03/07/2024 |
| CVIC2313 | 720 | -5.3% | 7,440 | 213 | 45,250 | 272 | (448) | 53,460 | 10.0 | 03/10/2024 |
| CVIC2314 | 2,090 | -1.9% | 2,250 | 304 | 45,250 | 697 | (1,393) | 54,570 | 5.0 | 02/01/2025 |
| CVNM2306 | 840 | 0.0% | 17,350 | 112 | 72,000 | 354 | (486) | 72,630 | 9.6 | 24/06/2024 |
| CVNM2308 | 930 | 1.1% | 4,030 | 59 | 72,000 | 605 | (325) | 68,490 | 7.9 | 02/05/2024 |
| CVNM2310 | 520 | 2.0% | 500,860 | 156 | 72,000 | 175 | (345) | 79,410 | 9.9 | 07/08/2024 |
| CVNM2311 | 900 | 3.5% | 8,310 | 309 | 72,000 | 349 | (551) | 79,410 | 9.9 | 07/01/2025 |
| CVNM2313 | 250 | -32.4% | 35,660 | 59 | 72,000 | 15 | (235) | 83,360 | 9.9 | 02/05/2024 |
| CVNM2314 | 990 | 0.0% | 10 | 213 | 72,000 | 133 | (857) | 86,250 | 7.9 | 03/10/2024 |
| CVNM2315 | 2,880 | 2.9% | 40 | 304 | 72,000 | 367 | (2,513) | 88,230 | 4.0 | 02/01/2025 |
| CVNM2316 | 1,310 | 0.0% | 800 | 49 | 72,000 | 796 | (514) | 64,520 | 9.9 | 22/04/2024 |
| CVPB2305 | 1,070 | -1.8% | 25,240 | 42 | 19,600 | 903 | (167) | 17,160 | 2.9 | 15/04/2024 |
| CVPB2309 | 210 | 0.0% | 204,600 | 59 | 19,600 | 121 | (89) | 21,450 | 3.8 | 02/05/2024 |
| CVPB2311 | 920 | -3.2% | 18,330 | 59 | 19,600 | 604 | (316) | 19,540 | 1.9 | 02/05/2024 |
| CVPB2312 | 1,450 | 0.0% | 0 | 150 | 19,600 | 849 | (601) | 20,020 | 1.9 | 01/08/2024 |
| CVPB2314 | 330 | 0.0% | 336,940 | 156 | 19,600 | 194 | (136) | 22,880 | 3.8 | 07/08/2024 |
| CVPB2315 | 380 | -2.6% | 156,030 | 309 | 19,600 | 232 | (148) | 23,350 | 5.7 | 07/01/2025 |
| CVPB2316 | 200 | -9.1% | 15,470 | 59 | 19,600 | 58 | (142) | 22,360 | 4.8 | 02/05/2024 |
| CVPB2317 | 420 | -4.6% | 19,700 | 121 | 19,600 | 145 | (275) | 22,880 | 3.8 | 03/07/2024 |
| CVPB2318 | 650 | -1.5% | 55,030 | 213 | 19,600 | 235 | (415) | 23,420 | 3.8 | 03/10/2024 |
| CVPB2319 | 2,170 | -1.4% | 3,000 | 304 | 19,600 | 611 | (1,559) | 23,950 | 1.9 | 02/01/2025 |
| CVPB2320 | 630 | -8.7% | 310 | 49 | 19,600 | 172 | (458) | 20,970 | 2.9 | 22/04/2024 |
| CVPB2321 | 560 | -3.5% | 95,140 | 168 | 19,600 | 396 | (164) | 18,000 | 7.0 | 19/08/2024 |
| CVPB2322 | 640 | -3.0% | 86,540 | 199 | 19,600 | 477 | (163) | 20,000 | 4.0 | 19/09/2024 |
| CVRE2303 | 1,040 | -1.0% | 12,090 | 79 | 27,000 | 1,021 | (19) | 25,000 | 3.0 | 22/05/2024 |
| CVRE2308 | 380 | 0.0% | 19,100 | 112 | 27,000 | 177 | (203) | 31,330 | 5.0 | 24/06/2024 |
| CVRE2312 | 590 | 18.0% | 14,160 | 59 | 27,000 | 363 | (227) | 27,500 | 4.0 | 02/05/2024 |
| CVRE2313 | 720 | 2.9% | 12,350 | 150 | 27,000 | 430 | (290) | 29,500 | 4.0 | 01/08/2024 |

| | | | | | | | | | | |
|----------|-------|-------|---------|-----|--------|-------|---------|--------|-----|------------|
| CVRE2315 | 420 | 2.4% | 176,370 | 217 | 27,000 | 264 | (156) | 30,000 | 8.0 | 07/10/2024 |
| CVRE2317 | 280 | -6.7% | 1,820 | 59 | 27,000 | 161 | (119) | 30,000 | 4.0 | 02/05/2024 |
| CVRE2318 | 550 | 0.0% | 7,150 | 121 | 27,000 | 260 | (290) | 31,000 | 4.0 | 03/07/2024 |
| CVRE2319 | 840 | 1.2% | 10,140 | 213 | 27,000 | 395 | (445) | 31,780 | 4.0 | 03/10/2024 |
| CVRE2320 | 2,050 | 0.0% | 0 | 304 | 27,000 | 1,025 | (1,025) | 32,330 | 2.0 | 02/01/2025 |
| CVRE2321 | 720 | 1.4% | 910 | 18 | 27,000 | 68 | (652) | 29,000 | 4.0 | 22/03/2024 |
| CVRE2322 | 1,680 | 1.8% | 42,140 | 136 | 27,000 | 1,420 | (260) | 24,000 | 3.0 | 18/07/2024 |
| CVRE2323 | 1,330 | 0.8% | 11,150 | 100 | 27,000 | 1,138 | (192) | 24,800 | 3.0 | 12/06/2024 |

(*) 歐式交易方式，以現金交易

(**) PHS 採用 Black-Scholes 估價方式

期投資股

| 股票代碼 | 證券所 | 現時價格 | 目標價* | 報告日 | 預期 2024 | PE 目標 | PB 目標 |
|------|-------|---------|---------|-----------|---------------|-------|-------|
| | | | | | 年盈利 (十億越盾) | | |
| IMP | HOSE | 66,800 | 81,100 | 2/29/2024 | 355 | 13.5 | 2.1 |
| NT2 | HOSE | 26,100 | 32,300 | 2/7/2024 | 640 | 14.5 | 2.1 |
| VIB | HOSE | 22,000 | 27,000 | 2/7/2024 | 9,843 | - | - |
| VHM | HOSE | 43,950 | 63,300 | 1/26/2024 | 27,904 | 9.9 | 1.2 |
| MSH | HOSE | 41,250 | 55,900 | 1/17/2024 | 318 | 13.2 | 2.1 |
| SIP | HOSE | 84,100 | 83,400 | 1/10/2024 | 1,123 | 10.9 | 3.5 |
| KBC | HOSE | 33,350 | 36,000 | 1/10/2024 | 1,647 | 10.8 | 1.4 |
| IDC | HNX | 58,400 | 56,000 | 1/10/2024 | 2,212 | 10.4 | 2.5 |
| CTG | HOSE | 36,000 | 36,375 | 1/10/2024 | 23,247 | 7.5 | 1.1 |
| VCB | HOSE | 96,000 | 87,329 | 1/10/2024 | 37,497 | 13.0 | 2.2 |
| BID | HOSE | 53,500 | 55,870 | 1/10/2024 | 25,522 | 11.1 | 1.8 |
| TCB | HOSE | 41,850 | 45,148 | 1/10/2024 | 22,796 | 7.0 | 1.0 |
| MBB | HOSE | 24,200 | 29,592 | 1/10/2024 | 23,926 | 5.6 | 1.2 |
| MSB | HOSE | 15,550 | 19,676 | 1/10/2024 | 6,093 | 6.5 | 1.0 |
| TPB | HOSE | 19,600 | 24,130 | 1/10/2024 | 7,508 | 7.1 | 1.2 |
| OCB | HOSE | 15,150 | 19,164 | 1/10/2024 | 4,880 | 8.1 | 1.1 |
| ACB | HOSE | 27,800 | 31,952 | 1/10/2024 | 18,261 | 6.8 | 1.3 |
| VPB | HOSE | 19,600 | 25,603 | 1/10/2024 | 16,420 | 10.5 | 1.1 |
| STB | HOSE | 31,750 | 34,494 | 1/10/2024 | 9,865 | 6.6 | 1.2 |
| LPB | HOSE | 17,200 | 18,389 | 1/10/2024 | 4,731 | 9.9 | 1.4 |
| SHB | HOSE | 11,850 | 16,146 | 1/10/2024 | 10,044 | 5.8 | 0.9 |
| MWG | HOSE | 47,400 | 61,600 | 1/10/2024 | 2,325 | 37.1 | 3.7 |
| FRT | HOSE | 141,800 | 119,200 | 1/10/2024 | 305 | 74.5 | 10.9 |
| DGW | HOSE | 59,000 | 55,300 | 1/10/2024 | 665 | 13.6 | 2.9 |
| PNJ | HOSE | 95,600 | 101,000 | 1/10/2024 | 2,357 | 14.7 | 2.9 |
| VNM | HOSE | 72,000 | 77,500 | 1/10/2024 | 10,402 | 15.6 | 4.7 |
| SAB | HOSE | 58,300 | 83,600 | 1/10/2024 | 5,162 | 21.9 | 4.8 |
| HPG | HOSE | 30,800 | 31,200 | 1/10/2024 | 15,721 | 21.9 | 1.8 |
| VHC | HOSE | 73,300 | 87,700 | 1/10/2024 | 1,218 | 13.2 | 1.7 |
| FMC | HOSE | 47,300 | 59,400 | 1/10/2024 | 318 | 12.2 | 1.6 |
| ANV | HOSE | 34,250 | 39,100 | 1/10/2024 | 261 | 20.0 | 1.8 |
| STK | HOSE | 28,700 | 36,700 | 1/10/2024 | 137 | 25.1 | 1.8 |
| TCM | HOSE | 43,800 | 54,700 | 1/10/2024 | 221 | 20.3 | 2.2 |
| POW | HOSE | 11,850 | 15,100 | 1/10/2024 | 2,363 | 17.5 | 1.1 |
| GEG | HOSE | 13,350 | 18,000 | 1/10/2024 | 227 | 40.0 | 1.6 |
| GAS | HOSE | 77,800 | 87,300 | 1/10/2024 | 12,352 | 16.5 | 2.8 |
| BSR | UPCOM | 19,978 | 20,500 | 1/10/2024 | 5,677 | 12.0 | 1.1 |
| PLX | HOSE | 35,950 | 42,300 | 1/10/2024 | 4,395 | 13.3 | 2.2 |
| PVD | HOSE | 31,500 | 29,100 | 1/10/2024 | 816 | 19.4 | 1.3 |
| PVS | HNX | 37,300 | 40,300 | 1/10/2024 | 1,136 | 15.6 | 1.2 |
| NLG | HOSE | 42,650 | 40,600 | 1/10/2024 | 631 | 22.2 | 1.5 |
| KDH | HOSE | 35,950 | 40,900 | 1/10/2024 | 1,232 | 23.6 | 1.9 |
| VRE | HOSE | 27,000 | 37,700 | 1/10/2024 | 4,252 | 20.1 | 2.5 |

資料來源: PHS 收集

*若除權交易日發生在報告日後將影響目標價

分析師認證

這份報告由 Pham Quang Chuong - 富鑫證券股份公司研究員製作。負責籌備本研究報告之全部或部份內容之研究分析師、策略分析師、研究人員以茲聲明，任何研究分析師、策略分析師、研究人員在於本研究報告所提出之觀點，皆精確反映出其對於該發行機構與證券之個人意見。各研究分析師、策略分析師、研究人員均保證，其報酬在過去與未來，絕對沒有任何一部分是直接或間接與研究分析師、策略分析師、研究人員在此研究報告中所呈現之特定推薦或觀點有關。

評等指標定義

加碼= 預估其未來之潛在上漲空間大於10%。

觀望= 預估其未來之潛在漲跌空間將在下上10%之間。

減碼= 預估其未來之潛在下跌空間大於10%。

未評等= 本股票並不在富鑫證券之評等涵蓋範圍，或者尚未上市。

績效表現根據12個月的總回報(包含股息)所評定。

富鑫證券股份公司

地址：21st Floor, Phu My Hung Building, 08 Hoang Van Thai Street, Tan Phu Ward, District 7, HCMC.

電話號碼：(84-28) 5 413 5479

傳真號碼：+84 28 5413 5473

胡志明市

富美興交易室

地址：Ground Floor, CR2-08, 107 Ton Dat Tien, Tan Phu Ward, District 7, Ho Chi Minh City

電話號碼：(84-28) 5 413 5478

傳真號碼：+84 28 5413 5473

Tan Binh 分行

地址：Park Legend Building, 251 Hoang Van Thu Street, Ward 2, Tan Binh District, HCMC

電話號碼：(84-28) 3813 2401

傳真號碼：(84-28) 3813 2415

第三郡分行

地址：4th & 5th Floor, D&D Tower, 458 Nguyen Thi Minh Khai, Ward 2, District 3, HCMC

電話號碼：(84-28) 382 08068

傳真號碼：(84-28) 3820 8206

第一郡分行

地址：Room 1003A, 10th Floor, No. 81-83-83B-85 Ham Nghi Street, Nguyen Thai Binh Ward, District 1, HCMC

電話號碼：(84-28) 3 535 6060

傳真號碼：(84-28) 3 535 2912

河內市

Ha Noi 分行

地址：5th Floor, Vinafor Building, No.127 Lo Duc, Dong Mac Ward, Hai Ba Trung District, Ha Noi

電話號碼：(84-24) 3 933 4566

傳真號碼：(84-24) 3 933 4820

Thanh Xuan 分行

地址：5th Floor, UDIC Complex Building, N04 Hoang Dao Thuy, Trung Hoa Ward, Cau Giay District, Ha Noi

電話號碼：(84-24) 6 250 9999

傳真號碼：(84-24) 6 250 6666

海防市

海防分行

地址：2nd Floor, Eliteco Building No.18 Tran Hung Dao, Hoang Van Thu Ward, Hong Bang District, Hai Phong

電話號碼：(84-225) 384 1810

傳真號碼：(84-225) 384 1801