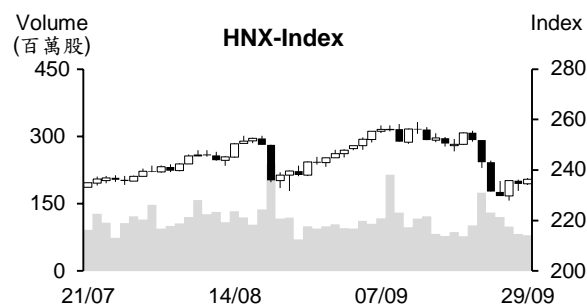
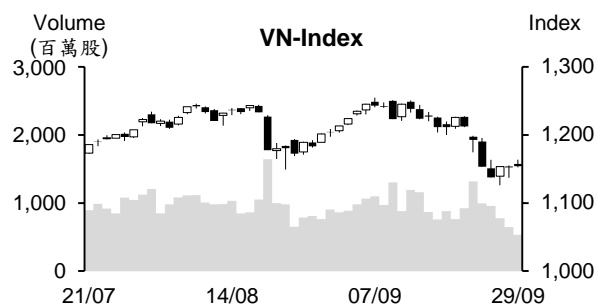


越股行情

| 29/09/2023 | HOSE | | VN30 | | HNX | |
|---------------|---------------|----------------|---------------|----------------|--------------|----------------|
| 收盤價 | 1,154.15 | 0.15% | 1,166.26 | 0.16% | 236.35 | 0.79% |
| 成交股數(百萬股) | 574.98 | -16.83% | 169.73 | -19.75% | 98.34 | 17.65% |
| 撮合股數(百萬股) | 536.10 | -17.43% | 144.97 | -25.17% | 79.67 | -3.26% |
| 與最近 20 日之平均比較 | 949.38 | -43.53% | 244.22 | -40.64% | 111.23 | -28.37% |
| 成交值(十億越盾) | 13,965 | -12.18% | 6,357 | -5.90% | 1,745 | -2.37% |
| 撮合成交值(十億越盾) | 12,005 | -17.68% | 4,635 | -21.39% | 1,519 | -14.29% |
| 與最近 20 日之平均比較 | 21,360 | -43.80% | 7,765 | -40.31% | 2,208 | -31.21% |
| 上漲家數 | 277 | 50% | 10 | 33% | 106 | 44% |
| 下跌家數 | 212 | 39% | 14 | 47% | 72 | 30% |
| 持平家數 | 61 | 11% | 6 | 20% | 65 | 27% |



市場概況

投資人之投資態度偏向謹慎，兩大指數最終僅以小紅作收。盤初 VN 指數跳空上漲，指數在 Vingroup 族群上揚之帶動下上漲逾 10 點。盤末 Vingroup 族群仍上漲，然較多藍籌股回跌，使指數漲幅於盤末明顯收窄。整體來看，上漲檔數佔多，但大部分類股走勢分歧，其中以紡織、水產、糖業、電力及零售類股表現最為搶眼。外資則連續兩個交易日減碼。

技術分析

VN 指數最終以小紅作收，量能維持低於最近二十日平均成交量，這意味著市場投資氣氛仍偏向謹慎。由於指數已回落至 MA20 之下，加上 MA5、10 及 20 呈現空頭排列，短線盤勢仍偏空。然今日指數重新站回 MA5，以及相對強弱指標 (RSI) 向上，預期盤勢之反彈可能延續，反彈目標價位為 1,170 點(8 月底部)；河內部分，HNX 指數亦上漲且重新站回 MA5，相對強弱指標 (RSI) 提升至 40 點，預期盤勢可能持續反彈，反彈目標價位為 244 – 247 點(MA20 及 50 所處區間)。整體而言，指數可能持續反彈，操作上建議投資人可採取 T+日交易，基本面佳、預期第三季業績表現搶眼及處於超賣之股票為投資標的。

建議股名單: BVH (減碼)

觀察股名單: VSC、HDC

(請參考第 2 頁)

當日調整股名單

| 次號 | 股票代碼 | 評等 | 評等日 | 現時價格 | 買入區間 | 持股表現 | 目標價 | 預期獲利 | 停損價 | 預期損失 | 備註 |
|----|------|----|----------|-------|------|------|------|------|------|-------|---------|
| 1 | BVH | 減碼 | 02/10/23 | 42.15 | 42 | 0.4% | 44.7 | 6.4% | 41.5 | -1.2% | 反彈動能減弱。 |

| 次號 | 股票代碼 | 評等 | 評等日 | 現時價格 | 支撐/壓力 | 停損 | 技術指標 |
|----|------|------|----------|------|---------|------|--|
| 1 | VSC | 觀察買進 | 02/10/23 | 28.7 | 30-30.3 | 25.5 | VSC 在 24.5-26.5 區間上漲+ 在 6 月底出現反彈 (K 線出現下影線) → 預期該股可能已打底 → 投資人可在 27-27.2 區間加碼。 |
| 2 | HDC | 觀察買進 | 02/10/23 | 30.8 | 33-34 | 28.4 | HDC 在 27.5-29 區間出現“Bullish Engulfing”型 + 最近兩個交易日呈現量縮小跌 → 預期該股可能已打底 → 投資人可在 29.8-30 區間加碼。 |

投資組合部位

| 次號 | 股票代碼 | 評等 | 評等日 | 現時價格 | 買入區間 | 持股表現 | 目標價 | 預期獲利 | 停損價 | 預期損失 | 備註 |
|----|------|----|----------|-------|-------|-------|-------|-------|------|-------|----|
| 1 | BWE | 加碼 | 08/08/23 | 46.2 | 46.3 | -0.2% | 55.8 | 20.5% | 44.3 | -4.3% | |
| 2 | DHG | 加碼 | 28/08/23 | 117 | 115.7 | 1.1% | 140 | 21.0% | 113 | -2% | |
| 3 | TCM | 加碼 | 11/09/23 | 47.65 | 49.25 | -3.2% | 57 | 15.7% | 47 | -5% | |
| 4 | MIG | 加碼 | 18/09/23 | 17.8 | 18.45 | -3.5% | 21.5 | 16.5% | 17.3 | -6% | |
| 5 | VJC | 加碼 | 22/09/23 | 99.3 | 99.3 | 0.0% | 116.3 | 17.1% | 96 | -3% | |
| 6 | BCM | 加碼 | 29/09/23 | 69.5 | 67.2 | 3.4% | 72.7 | 8% | 64 | -5% | |

9月28日越南國家銀行(SBV)持續透過OMO市場收回20兆越盾，短期票券利率為發行日以來之最高。

據9月28日越南國家銀行(SBV)公佈有關公開市場操作(OMO)之短期票券發行結果，SBV已透過招標方式持續發行20兆越盾之28天期限的短期票券。在參與投標的11家銀行裡面，8家銀行獲得中標，短期票券利率為0.7%，高出9月28日(0.65%)、25日(0.58%)及26日(0.49%)之中標利，為發行日以來之最高利率。這是SBV連續六個交易日發行短期票券，發行規模近90兆越盾，發行期限均為28天。

第三季GDP成長5.33%

第三季越南GDP約增長5.33%。在2021年至2023年階段，第三季GDP的增幅僅高出2020年及2021年同期的增幅，然今年GDP逐季增長(第一季、第二季及第三季GDP分別成長3.28%、4.05%及5.33%)。

今年年前三季GDP增長4.24%，僅高出2020年及2021年同期(2.19%及1.57%)。其中農-林-水產的產值擴增3.43%(對整體GDP貢獻9.16%)、工業與建築業的產值增長2.41%(對整體GDP貢獻22.27%)及服務業的產值增長6.32%(對整體GDP貢獻68.57%)。

2023年第三季CPI指數較去年同期上漲2.89%

隨著國際物價之上漲，9月國內大米、汽油及天然氣價格也上升，加上租金同步上升，使9月CPI指數較8月上漲1.08%。

第三季CPI指數較去年同期上漲2.89%。受到國內汽油、煤油及天然氣之平均價格分別下跌15.26%、1.26%及10.21%之支持，今年年前三季CPI指數上漲3.16%。然核心通膨上漲4.49%。

2023年第三季工業生產指數(IIP)上漲4.57%

統計統局(GSO)消息指出，2023年第三季工業生產指數(IIP)較去年同期約上漲4.57%，推升今年年前三季IIP指數上漲1.65%，其中製造業的指數上漲1.98%(第一季下跌0.49%、第二季上漲0.6%及第三季大幅上漲5.61%)，對整體IIP指數貢獻0.51%。值得注意的是電腦-電子及光學產品的產值在連續7個月維持縮減後，今年8月開始回升，推升第三季其指數上漲3.2%(第一季及第二季分別下跌5.4%及3.6%)，然今年年前三季其指數仍下跌2.2%。總計，今年年前三季其指數仍下跌2.2%。總計，今年年前三季其指數仍下跌2.2%。總計，今年年前三季其指數仍下跌2.2%。

資料來源：Cafef、Vietstock

Hai Phat 投資公司計劃 2023 年稅後盈餘最低為 1,200 億越盾

據 Hai Phat 投資股份公司 (HOSE: HPX) 董事會於 9 月 27 日通過之 2023 年經營計劃，母公司營收/合併營收最低將為 2.5 兆越盾(較去年同期成長 107%)、稅後盈餘最低為 1,200 億越盾 (去年同期虧損 580 億多越盾) 以及 2023 年未發放股息。

據今年上半年審計合併財報之數據顯示，HPX 營收淨額較去年同期增長 54% 至近 8,960 億越盾、稅後盈餘亦成長 88%至 570 億多越盾，分別達成年度計劃的 36%及近 48%。

BAF 獲利萎縮 90%

2023 年上半年經營結果不樂觀，越南農業股份公司 (HOSE: BAF) 的銷售及服務營收淨額為 2.592 兆越盾，較去年同期 (2.935 兆越盾) 減少 3,430 億越盾；銷售成本僅減少 1,400 億越盾至 2.579 兆越盾。另外，利息費用由 2022 年上半年的 44 億越盾大幅增加至 458 億越盾。總計，BAF 獲利較去年同期 (1,281 億越盾) 萎縮 90% 至 1,281 億越盾，使 ROE 僅為 0.01% (去年同期為 0.08%)。

DNP Holding 須繳納 80 億多越盾之稅金

據 DNP Holding 股份公司 (代碼：DNP) 剛公佈有關稅務總局之行政處分公文，公司將被罰近 15 億越盾、須補繳 69 億越盾之稅金及繳納 3.32 億越盾之逾期罰金。總計，DNP 將被罰及追收近 120 億越盾。

今年前六個月 DNP 營收較去年同期成長 4%至 3.529 兆越盾、財務營收成長 55%至 4,110 億越盾、稅後盈餘增長 5 倍至 1,250 億越盾，為過去以來之最高。總計，今年上半年公司營收及獲利分別達成年度計劃的 42%及 32%。

資料來源：Cafef、Vietstock

市場統計

撮合統計

推升指數的前五名股票

| HOSE | | | | HNX | | | |
|------|-------------|---------|-----------|------|--------------|---------|-----------|
| 股票代碼 | 收盤價 (越盾) | 漲跌 % | 影響指數 % | 股票代碼 | 收盤價 (VND) | 漲跌 % | 影響指數 % |
| VIC | 46,850 | 4.11% | 0.15% | HUT | 24,500 | 6.52% | 0.43% |
| VHM | 45,500 | 2.25% | 0.09% | NVB | 13,100 | 8.26% | 0.18% |
| VPB | 21,700 | 2.36% | 0.07% | VCS | 64,000 | 2.40% | 0.08% |
| BCM | 69,500 | 3.42% | 0.05% | CEO | 21,300 | 1.43% | 0.05% |
| VRE | 26,100 | 2.55% | 0.03% | THD | 35,200 | 1.15% | 0.05% |

拖累指數的前五名股票

| HOSE | | | | HNX | | | |
|------|-------------|---------|-----------|------|-------------|---------|-----------|
| 股票代碼 | 收盤價 (越盾) | 漲跌 % | 影響指數 % | 股票代碼 | 收盤價 (越盾) | 漲跌 % | 影響指數 % |
| CTG | 30,050 | -2.59% | -0.08% | PVS | 38,600 | -2.28% | -0.14% |
| VCB | 87,500 | -0.57% | -0.06% | DTK | 10,600 | -3.64% | -0.09% |
| GAS | 90,700 | -0.87% | -0.04% | SHS | 17,200 | -1.15% | -0.05% |
| HPG | 26,300 | -1.13% | -0.04% | IDC | 46,300 | -0.86% | -0.04% |
| FPT | 92,800 | -1.28% | -0.03% | VC7 | 22,500 | -9.64% | -0.04% |

前五名成交量

| HOSE | | | | HNX | | | |
|------|-------------|---------|------------|------|-------------|---------|-------------|
| 股票代碼 | 收盤價 (越盾) | 漲跌 % | 成交量 (股) | 股票代碼 | 收盤價 (越盾) | 漲跌 % | 成交量 (千股) |
| VIX | 15,750 | -0.94% | 20,665,501 | SHS | 17,200 | -1.15% | 21,508,904 |
| SSI | 31,800 | -1.55% | 19,993,319 | HUT | 24,500 | 6.52% | 7,232,901 |
| GEX | 20,800 | -0.72% | 17,816,551 | PVS | 38,600 | -2.28% | 6,241,840 |
| VND | 21,000 | -0.24% | 17,395,744 | CEO | 21,300 | 1.43% | 6,053,644 |
| DIG | 25,100 | 2.45% | 17,035,738 | MBS | 22,800 | -0.44% | 4,889,894 |

前五名成交值

| HOSE | | | | HNX | | | |
|------|-------------|---------|---------------|------|-------------|---------|---------------|
| 股票代碼 | 收盤價 (越盾) | 漲跌 % | 成交值 (十億越盾) | 股票代碼 | 收盤價 (越盾) | 漲跌 % | 成交值 (十億越盾) |
| SSI | 31,800 | -1.55% | 645.8 | SHS | 17,200 | -1.15% | 374.0 |
| VIC | 46,850 | 4.11% | 640.7 | PVS | 38,600 | -2.28% | 243.7 |
| DIG | 25,100 | 2.45% | 425.1 | HUT | 24,500 | 6.52% | 173.6 |
| HPG | 26,300 | -1.13% | 397.4 | CEO | 21,300 | 1.43% | 130.1 |
| STB | 30,650 | -0.33% | 379.1 | MBS | 22,800 | -0.44% | 110.6 |

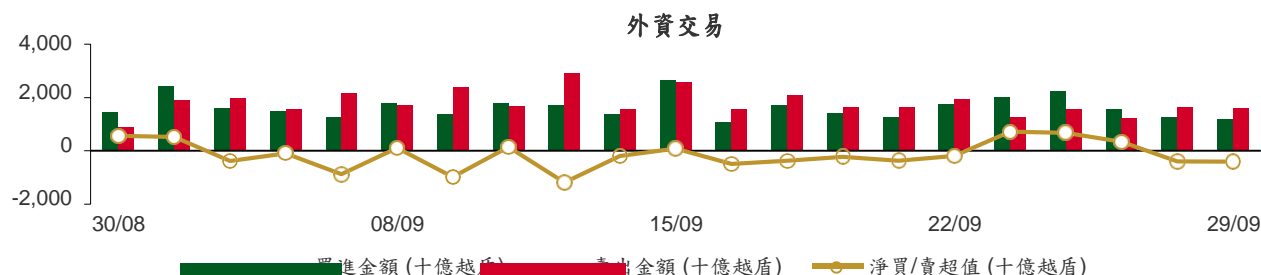
議價交易

前五名股

| HOSE | | | HNX | | |
|------|------------|---------------|------|------------|---------------|
| 股票代碼 | 成交量 (股) | 成交值 (十億越盾) | 股票代碼 | 成交量 (股) | 成交值 (十億越盾) |
| MSN | 11,264,000 | 861.70 | NVB | 17,743,000 | 212.29 |
| VJC | 5,000,000 | 524.25 | SHS | 309,200 | 4.85 |
| FPT | 1,796,700 | 165.65 | GKM | 96,000 | 3.00 |
| EIB | 6,154,000 | 101.47 | TDT | 200,000 | 1.60 |
| VPB | 2,125,026 | 45.41 | PVB | 70,000 | 1.32 |

外資交易行情 (股票)

| 證交所 | 買進成交量 (百萬股) | 買進金額 (十億越盾) | 賣出成交量 (百萬股) | 賣出金額 (十億越盾) | 淨買/賣成交量 (百萬股) | 淨買/賣超值 (十億越盾) |
|-----------|----------------|-----------------|----------------|-----------------|------------------|------------------|
| HOSE | 31.08 | 1,036.05 | 53.92 | 1,573.07 | (22.84) | (537.02) |
| HNX | 6.47 | 147.50 | 0.66 | 14.58 | 5.80 | 132.92 |
| 總計 | 37.54 | 1,183.55 | 54.59 | 1,587.65 | (17.04) | (404.10) |



前五名買進

| HOSE | | | | HNX | | | |
|------|-------------|------------|---------------|------|-------------|------------|---------------|
| 股票代碼 | 收盤價 (越盾) | 成交量 (股) | 成交值 (十億越盾) | 股票代碼 | 收盤價 (越盾) | 成交量 (股) | 成交值 (十億越盾) |
| FPT | 92,800 | 1,126,749 | 106.46 | HUT | 24,500 | 4,534,500 | 111.10 |
| VHM | 45,500 | 1,681,600 | 77.96 | SHS | 17,200 | 1,543,100 | 26.82 |
| MWG | 52,600 | 1,468,600 | 77.91 | IDC | 46,300 | 102,000 | 4.78 |
| VRE | 26,100 | 2,640,300 | 69.50 | VIG | 8,600 | 185,900 | 1.62 |
| MSN | 76,300 | 616,400 | 46.87 | PVI | 46,800 | 32,200 | 1.51 |

前五名賣出

| HOSE | | | | HNX | | | |
|----------|-------------|------------|---------------|------|-------------|------------|---------------|
| 股票代碼 | 收盤價 (越盾) | 成交量 (股) | 成交值 (十億越盾) | 股票代碼 | 收盤價 (越盾) | 成交量 (股) | 成交值 (十億越盾) |
| FPT | 92,800 | 1,244,700 | 117.47 | PVS | 38,600 | 140,300 | 5.46 |
| CTG | 30,050 | 3,365,500 | 102.17 | SHS | 17,200 | 181,100 | 3.15 |
| HPG | 26,300 | 3,442,325 | 91.14 | HUT | 24,500 | 60,800 | 1.49 |
| VHM | 45,500 | 1,883,721 | 86.92 | NVB | 13,100 | 119,400 | 1.48 |
| FUEVFVND | 26,590 | 2,891,900 | 76.89 | IDC | 46,300 | 30,900 | 1.43 |

前五名淨買超

| HOSE | | | | HNX | | | |
|------|-------------|--------------|----------------|------|-------------|--------------|----------------|
| 股票代碼 | 收盤價 (越盾) | 淨買成交量 (股) | 淨買超值 (十億越盾) | 股票代碼 | 收盤價 (越盾) | 淨買成交量 (股) | 淨買超值 (十億越盾) |
| DXG | 18,900 | 1,280,300 | 24.26 | HUT | 24,500 | 4,473,700 | 109.61 |
| GAS | 90,700 | 237,200 | 21.51 | SHS | 17,200 | 1,362,000 | 23.68 |
| FTS | 43,500 | 422,980 | 18.29 | IDC | 46,300 | 71,100 | 3.35 |
| DGW | 57,900 | 297,560 | 17.41 | VIG | 8,600 | 185,900 | 1.62 |
| MWG | 52,600 | 278,300 | 14.80 | PVI | 46,800 | 32,100 | 1.50 |

前五名淨賣超

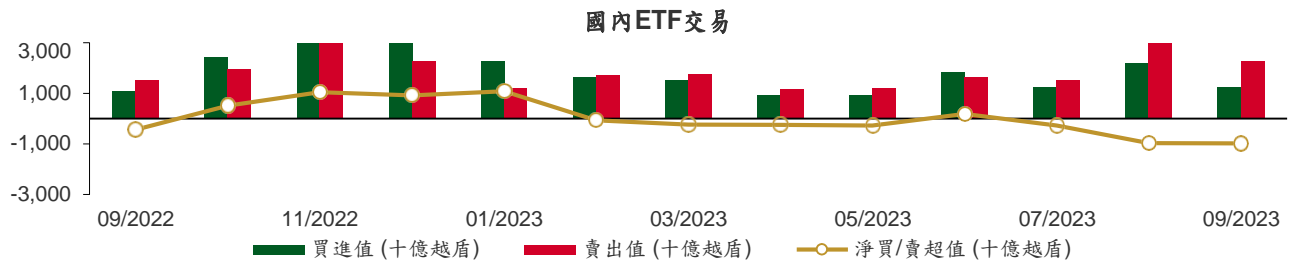
| HOSE | | | |
|---------|-------------|--------------|----------------|
| 股票代碼 | 收盤價 (越盾) | 淨賣成交量 (股) | 淨賣超值 (十億越盾) |
| CTG | 30,050 | (2,942,700) | (89.23) |
| VCI | 41,250 | (1,837,800) | (76.64) |
| HPG | 26,300 | (1,962,215) | (51.97) |
| DPM | 36,900 | (1,273,000) | (47.03) |
| FUEFVND | 26,590 | (1,516,100) | (40.31) |

| HNX | | | |
|------|-------------|--------------|----------------|
| 股票代碼 | 收盤價 (越盾) | 淨賣成交量 (股) | 淨賣超值 (十億越盾) |
| PVS | 38,600 | (128,300) | (4.99) |
| NVB | 13,100 | (119,400) | (1.48) |
| CEO | 21,300 | (36,700) | (0.80) |
| DDG | 7,100 | (76,000) | (0.54) |
| TA9 | 11,400 | (3,800) | (0.04) |

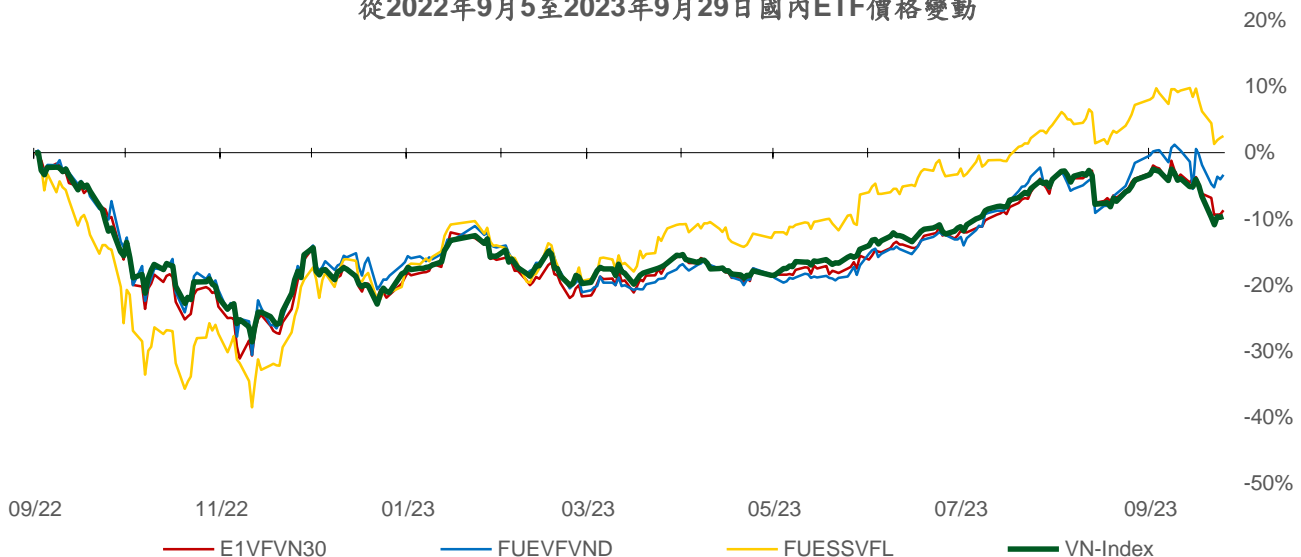
ETF 交易

| 價格統計 | | | | |
|-----------|-------------|-----------|------------------|---------------|
| ETF 代碼 | 收盤價 (越盾) | 漲跌 (%) | 成交量 (股) | 成交值 (十億越盾) |
| E1VFN30 | 20,140 | 0.7% | 585,978 | 11.80 |
| FUEMAV30 | 13,800 | 0.2% | 11,400 | 0.16 |
| FUESSV30 | 14,400 | 0.4% | 3,100 | 0.04 |
| FUESSV50 | 18,550 | 0.5% | 2,800 | 0.05 |
| FUESSVFL | 18,650 | 0.3% | 226,900 | 4.24 |
| FUEFVND | 26,590 | 0.7% | 3,309,118 | 88.01 |
| FUEVN100 | 15,500 | 0.1% | 84,350 | 1.30 |
| FUEIP100 | 8,500 | 0.0% | 0 | 0.00 |
| FUEKIV30 | 7,700 | 2.0% | 1,500 | 0.01 |
| FUEDCMID | 10,300 | 1.1% | 4,501 | 0.05 |
| FUEKIVFS | 10,770 | 0.0% | 0 | 0.00 |
| FUEMAVND | 11,100 | 0.9% | 200 | 0.00 |
| FUEFCV50 | 14,630 | -0.5% | 5,111 | 0.07 |
| FUEBFVND | 12,510 | 0.0% | 0 | 0.00 |
| 總計 | | | 4,234,958 | 105.74 |

| 外資交易 | | | |
|-----------|----------------|----------------|----------------|
| ETF 代碼 | 買進金額 (十億越盾) | 賣出金額 (十億越盾) | 淨超值 (十億越盾) |
| E1VFN30 | 10.22 | 10.20 | 0.02 |
| FUEMAV30 | 0.15 | 0.01 | 0.14 |
| FUESSV30 | 0.00 | 0.04 | (0.04) |
| FUESSV50 | 0.00 | 0.00 | 0.00 |
| FUESSVFL | 0.00 | 4.16 | (4.16) |
| FUEFVND | 36.57 | 76.89 | (40.31) |
| FUEVN100 | 0.47 | 0.97 | (0.50) |
| FUEIP100 | 0.00 | 0.00 | 0.00 |
| FUEKIV30 | 0.01 | 0.00 | 0.01 |
| FUEDCMID | 0.02 | 0.02 | 0.01 |
| FUEKIVFS | 0.00 | 0.00 | 0.00 |
| FUEMAVND | 0.00 | 0.00 | 0.00 |
| FUEFCV50 | 0.00 | 0.00 | 0.00 |
| FUEBFVND | 0.00 | 0.00 | 0.00 |
| 總計 | 47.45 | 92.29 | (44.84) |



從2022年9月5日至2023年9月29日國內ETF價格變動



權證資訊

| 權證代碼 (*) | 收盤價 (越盾) | 漲跌 (%) | 成交量 | 到期的 天數 | 標的股票 之價格 (越盾) | 權證理 論價格 (越盾) (**) | 與收盤 價之差 異(越 盾) | 履約價 格(越盾) | 行使比 例 n:1 | 最後交易日 |
|----------|-------------|-----------|---------|-----------|---------------------|----------------------------|-------------------------|--------------|--------------|------------|
| CACB2302 | 410 | 2.5% | 31,890 | 62 | 21,850 | 275 | (135) | 22,000 | 4.0 | 30/11/2023 |
| CACB2303 | 530 | 1.9% | 45,820 | 122 | 21,850 | 343 | (187) | 22,500 | 4.0 | 29/01/2024 |
| CFPT2214 | 3,420 | -3.1% | 1,020 | 31 | 92,800 | 3,336 | (84) | 64,590 | 8.5 | 30/10/2023 |
| CFPT2303 | 2,400 | -10.5% | 2,450 | 39 | 92,800 | 2,345 | (55) | 73,080 | 8.5 | 07/11/2023 |
| CFPT2304 | 2,400 | 0.0% | 49,350 | 76 | 92,800 | 2,225 | (175) | 71,170 | 9.9 | 14/12/2023 |
| CFPT2305 | 3,040 | -0.7% | 14,510 | 199 | 92,800 | 2,691 | (349) | 67,210 | 9.9 | 15/04/2024 |
| CFPT2306 | 2,190 | -4.0% | 48,190 | 62 | 92,800 | 1,917 | (273) | 78,090 | 7.9 | 30/11/2023 |
| CFPT2307 | 2,390 | 0.4% | 166,640 | 122 | 92,800 | 1,889 | (501) | 79,070 | 7.9 | 29/01/2024 |
| CFPT2308 | 2,230 | -3.0% | 6,260 | 115 | 92,800 | 1,767 | (463) | 80,060 | 7.9 | 22/01/2024 |
| CFPT2309 | 2,750 | 0.0% | 0 | 216 | 92,800 | 1,940 | (810) | 80,060 | 7.9 | 02/05/2024 |
| CFPT2310 | 2,670 | -3.6% | 2,260 | 307 | 92,800 | 1,688 | (982) | 84,510 | 7.9 | 01/08/2024 |
| CFPT2311 | 1,360 | -2.2% | 9,940 | 167 | 92,800 | 834 | (526) | 88,960 | 9.9 | 14/03/2024 |
| CFPT2312 | 2,120 | 0.0% | 0 | 130 | 92,800 | 1,231 | (889) | 91,530 | 4.9 | 06/02/2024 |
| CHDB2301 | 400 | 8.1% | 3,890 | 27 | 17,350 | 254 | (146) | 16,830 | 3.5 | 26/10/2023 |
| CHDB2302 | 580 | 3.6% | 10,190 | 53 | 17,350 | 370 | (210) | 16,540 | 3.5 | 21/11/2023 |
| CHDB2303 | 590 | -21.3% | 27,360 | 83 | 17,350 | 280 | (310) | 17,500 | 3.5 | 21/12/2023 |
| CHDB2304 | 840 | 6.3% | 10 | 174 | 17,350 | 328 | (512) | 18,280 | 3.5 | 21/03/2024 |
| CHDB2305 | 700 | 1.5% | 120 | 146 | 17,350 | 270 | (430) | 18,470 | 3.5 | 22/02/2024 |
| CHDB2306 | 900 | 3.5% | 20 | 269 | 17,350 | 335 | (565) | 19,340 | 3.5 | 24/06/2024 |
| CHPG2227 | 3,030 | -3.8% | 24,830 | 31 | 26,300 | 2,939 | (91) | 20,500 | 2.0 | 30/10/2023 |
| CHPG2306 | 2,160 | -7.3% | 8,960 | 39 | 26,300 | 2,132 | (28) | 20,000 | 3.0 | 07/11/2023 |
| CHPG2307 | 1,270 | -3.1% | 1,320 | 90 | 26,300 | 1,134 | (136) | 22,670 | 4.0 | 28/12/2023 |
| CHPG2308 | 1,130 | -6.6% | 148,530 | 27 | 26,300 | 1,083 | (47) | 22,110 | 4.0 | 26/10/2023 |
| CHPG2309 | 1,410 | -9.0% | 65,170 | 236 | 26,300 | 1,678 | 268 | 24,000 | 3.0 | 22/05/2024 |
| CHPG2311 | 1,420 | -4.1% | 4,600 | 61 | 26,300 | 1,351 | (69) | 21,230 | 4.0 | 29/11/2023 |
| CHPG2312 | 1,070 | -7.0% | 9,890 | 90 | 26,300 | 945 | (125) | 23,780 | 4.0 | 28/12/2023 |
| CHPG2313 | 1,330 | 2.3% | 2,320 | 152 | 26,300 | 1,176 | (154) | 23,330 | 4.0 | 28/02/2024 |
| CHPG2314 | 2,990 | -2.9% | 6,510 | 151 | 26,300 | 2,977 | (13) | 21,450 | 2.0 | 27/02/2024 |
| CHPG2315 | 1,610 | -0.6% | 3,780 | 265 | 26,300 | 885 | (725) | 27,780 | 4.0 | 20/06/2024 |
| CHPG2316 | 1,240 | -3.9% | 10,010 | 356 | 26,300 | 958 | (282) | 28,890 | 4.0 | 19/09/2024 |
| CHPG2317 | 860 | -3.4% | 1,160 | 146 | 26,300 | 699 | (161) | 26,890 | 4.0 | 22/02/2024 |
| CHPG2318 | 730 | -6.4% | 22,970 | 175 | 26,300 | 558 | (172) | 29,220 | 4.0 | 22/03/2024 |
| CHPG2319 | 980 | -3.0% | 4,180 | 269 | 26,300 | 695 | (285) | 30,110 | 4.0 | 24/06/2024 |
| CHPG2320 | 1,300 | -7.8% | 45,070 | 76 | 26,300 | 941 | (359) | 27,000 | 2.0 | 14/12/2023 |
| CHPG2321 | 1,870 | -5.6% | 6,940 | 199 | 26,300 | 1,486 | (384) | 24,500 | 3.0 | 15/04/2024 |
| CHPG2322 | 2,600 | -3.4% | 26,790 | 290 | 26,300 | 1,489 | (1,111) | 30,000 | 2.0 | 15/07/2024 |
| CHPG2323 | 520 | -10.3% | 79,180 | 62 | 26,300 | 531 | 11 | 26,000 | 4.0 | 30/11/2023 |
| CHPG2324 | 650 | -5.8% | 14,890 | 96 | 26,300 | 652 | 2 | 26,000 | 4.0 | 03/01/2024 |
| CHPG2325 | 580 | -6.5% | 19,790 | 122 | 26,300 | 569 | (11) | 27,500 | 4.0 | 29/01/2024 |
| CHPG2326 | 870 | -4.4% | 84,690 | 216 | 26,300 | 808 | (62) | 27,500 | 4.0 | 02/05/2024 |
| CHPG2327 | 1,130 | 0.9% | 820 | 115 | 26,300 | 835 | (295) | 29,000 | 2.0 | 22/01/2024 |
| CHPG2328 | 1,910 | 2.7% | 120 | 216 | 26,300 | 1,429 | (481) | 28,500 | 2.0 | 02/05/2024 |
| CHPG2329 | 2,180 | -9.9% | 2,170 | 307 | 26,300 | 1,717 | (463) | 29,000 | 2.0 | 01/08/2024 |
| CHPG2330 | 980 | 0.0% | 2,430 | 167 | 26,300 | 550 | (430) | 31,000 | 3.0 | 14/03/2024 |
| CMBB2215 | 1,930 | -5.4% | 310 | 31 | 18,500 | 1,933 | 3 | 15,270 | 1.7 | 30/10/2023 |
| CMBB2305 | 600 | 0.0% | 3,260 | 90 | 18,500 | 502 | (98) | 14,420 | 8.5 | 28/12/2023 |
| CMBB2306 | 1,850 | -2.6% | 6,100 | 236 | 18,500 | 1,783 | (67) | 16,970 | 1.7 | 22/05/2024 |
| CMBB2307 | 410 | 2.5% | 15,520 | 62 | 18,500 | 346 | (64) | 18,000 | 4.0 | 30/11/2023 |
| CMBB2308 | 510 | 6.3% | 4,740 | 122 | 18,500 | 398 | (112) | 18,500 | 4.0 | 29/01/2024 |
| CMBB2309 | 660 | 4.8% | 3,490 | 216 | 18,500 | 480 | (180) | 19,000 | 4.0 | 02/05/2024 |
| CMBB2310 | 960 | 0.0% | 0 | 115 | 18,500 | 660 | (300) | 19,000 | 2.0 | 22/01/2024 |
| CMBB2311 | 1,380 | 2.2% | 210 | 216 | 18,500 | 959 | (421) | 19,000 | 2.0 | 02/05/2024 |
| CMBB2312 | 1,460 | -9.3% | 1,170 | 307 | 18,500 | 1,075 | (385) | 19,500 | 2.0 | 01/08/2024 |

| | | | | | | | | | | |
|----------|-------|--------|---------|-----|--------|-------|-------|--------|------|------------|
| CMBB2313 | 1,000 | 2.0% | 10 | 167 | 18,500 | 480 | (520) | 21,000 | 2.0 | 14/03/2024 |
| CMSN2301 | 580 | -9.4% | 2,150 | 27 | 76,300 | 446 | (134) | 73,980 | 10.0 | 26/10/2023 |
| CMSN2302 | 2,810 | -9.4% | 2,480 | 236 | 76,300 | 2,546 | (264) | 66,000 | 6.0 | 22/05/2024 |
| CMSN2304 | 770 | -3.8% | 6,800 | 61 | 76,300 | 511 | (259) | 75,680 | 10.0 | 29/11/2023 |
| CMSN2305 | 1,140 | -8.8% | 440 | 152 | 76,300 | 745 | (395) | 76,790 | 10.0 | 28/02/2024 |
| CMSN2306 | 1,020 | -1.9% | 520 | 146 | 76,300 | 594 | (426) | 80,000 | 10.0 | 22/02/2024 |
| CMSN2307 | 1,410 | 2.9% | 10 | 269 | 76,300 | 764 | (646) | 83,000 | 10.0 | 24/06/2024 |
| CMSN2308 | 620 | -7.5% | 8,140 | 62 | 76,300 | 412 | (208) | 80,000 | 8.0 | 30/11/2023 |
| CMSN2309 | 750 | -2.6% | 6,200 | 122 | 76,300 | 452 | (298) | 85,000 | 8.0 | 29/01/2024 |
| CMSN2310 | 790 | -12.2% | 2,950 | 115 | 76,300 | 503 | (287) | 83,000 | 8.0 | 22/01/2024 |
| CMSN2311 | 1,500 | 0.0% | 0 | 307 | 76,300 | 827 | (673) | 88,500 | 8.0 | 01/08/2024 |
| CMSN2312 | 480 | -46.7% | 12,240 | 130 | 76,300 | 267 | (213) | 98,100 | 5.0 | 06/02/2024 |
| CMWG2215 | 950 | 2.2% | 10,810 | 31 | 52,600 | 846 | (104) | 44,570 | 9.9 | 30/10/2023 |
| CMWG2302 | 750 | -8.5% | 21,320 | 39 | 52,600 | 801 | 51 | 49,530 | 5.9 | 07/11/2023 |
| CMWG2304 | 1,140 | -0.9% | 600 | 90 | 52,600 | 969 | (171) | 33,680 | 19.8 | 28/12/2023 |
| CMWG2305 | 5,020 | -4.6% | 3,370 | 236 | 52,600 | 4,589 | (431) | 35,660 | 4.0 | 22/05/2024 |
| CMWG2306 | 720 | 2.9% | 109,950 | 62 | 52,600 | 645 | (75) | 50,000 | 8.0 | 30/11/2023 |
| CMWG2307 | 930 | -3.1% | 91,540 | 122 | 52,600 | 829 | (101) | 50,000 | 8.0 | 29/01/2024 |
| CMWG2308 | 1,510 | 2.0% | 2,830 | 115 | 52,600 | 1,091 | (419) | 52,000 | 5.0 | 22/01/2024 |
| CMWG2309 | 1,770 | -0.6% | 1,150 | 216 | 52,600 | 1,308 | (462) | 54,000 | 5.0 | 02/05/2024 |
| CMWG2310 | 2,130 | 0.0% | 1,480 | 307 | 52,600 | 1,555 | (575) | 54,500 | 5.0 | 01/08/2024 |
| CMWG2311 | 1,100 | 0.0% | 40 | 130 | 52,600 | 1,052 | (48) | 58,900 | 3.0 | 06/02/2024 |
| CNVL2301 | 820 | 2.5% | 3,580 | 27 | 15,600 | 589 | (231) | 13,460 | 4.0 | 26/10/2023 |
| CNVL2302 | 800 | -1.2% | 3,800 | 53 | 15,600 | 257 | (543) | 16,330 | 4.0 | 21/11/2023 |
| CNVL2303 | 1,070 | 0.0% | 890 | 174 | 15,600 | 443 | (627) | 17,330 | 4.0 | 21/03/2024 |
| CNVL2304 | 1,150 | -1.7% | 640 | 84 | 15,600 | 425 | (725) | 15,560 | 4.0 | 22/12/2023 |
| CNVL2305 | 1,500 | 3.5% | 1,620 | 269 | 15,600 | 624 | (876) | 17,000 | 4.0 | 24/06/2024 |
| CPDR2301 | 2,490 | 6.9% | 2,520 | 27 | 23,950 | 2,440 | (50) | 14,220 | 4.0 | 26/10/2023 |
| CPDR2302 | 1,510 | 9.4% | 8,450 | 53 | 23,950 | 1,397 | (113) | 18,670 | 4.0 | 21/11/2023 |
| CPDR2303 | 1,770 | 7.3% | 47,500 | 174 | 23,950 | 1,456 | (314) | 19,890 | 4.0 | 21/03/2024 |
| CPDR2304 | 1,760 | 6.7% | 29,180 | 84 | 23,950 | 1,603 | (157) | 18,000 | 4.0 | 22/12/2023 |
| CPDR2305 | 2,010 | 5.2% | 43,110 | 269 | 23,950 | 1,600 | (410) | 20,220 | 4.0 | 24/06/2024 |
| CPOW2301 | 90 | -64.0% | 10,790 | 27 | 11,600 | 7 | (83) | 13,980 | 2.0 | 26/10/2023 |
| CPOW2302 | 360 | -7.7% | 980 | 53 | 11,600 | 24 | (336) | 14,330 | 2.0 | 21/11/2023 |
| CPOW2303 | 280 | 0.0% | 1,930 | 83 | 11,600 | 25 | (255) | 15,330 | 2.0 | 21/12/2023 |
| CPOW2304 | 280 | 7.7% | 15,240 | 174 | 11,600 | 68 | (212) | 16,330 | 2.0 | 21/03/2024 |
| CPOW2305 | 320 | 3.2% | 50,110 | 146 | 11,600 | 99 | (221) | 15,000 | 2.0 | 22/02/2024 |
| CPOW2306 | 540 | 1.9% | 10 | 269 | 11,600 | 169 | (371) | 16,000 | 2.0 | 24/06/2024 |
| CPOW2307 | 300 | 7.1% | 11,960 | 76 | 11,600 | 100 | (200) | 13,500 | 2.0 | 14/12/2023 |
| CPOW2308 | 410 | 5.1% | 20,510 | 199 | 11,600 | 221 | (189) | 12,000 | 5.0 | 15/04/2024 |
| CPOW2309 | 630 | 5.0% | 4,600 | 229 | 11,600 | 239 | (391) | 14,500 | 2.0 | 15/05/2024 |
| CPOW2310 | 670 | -5.6% | 10 | 115 | 11,600 | 249 | (421) | 14,000 | 1.0 | 22/01/2024 |
| CPOW2311 | 230 | -55.8% | 4,500 | 130 | 11,600 | 120 | (110) | 15,500 | 1.0 | 06/02/2024 |
| CSTB2225 | 5,090 | -1.6% | 30,470 | 31 | 30,650 | 5,099 | 9 | 20,500 | 2.0 | 30/10/2023 |
| CSTB2303 | 4,500 | -17.4% | 27,990 | 39 | 30,650 | 4,364 | (136) | 22,000 | 2.0 | 07/11/2023 |
| CSTB2304 | 610 | -4.7% | 23,240 | 27 | 30,650 | 539 | (71) | 28,670 | 5.0 | 26/10/2023 |
| CSTB2305 | 890 | 1.1% | 46,010 | 90 | 30,650 | 718 | (172) | 29,110 | 5.0 | 28/12/2023 |
| CSTB2306 | 2,410 | -10.7% | 35,950 | 236 | 30,650 | 2,442 | 32 | 30,000 | 2.0 | 22/05/2024 |
| CSTB2308 | 900 | -4.3% | 44,330 | 61 | 30,650 | 788 | (112) | 27,800 | 5.0 | 29/11/2023 |
| CSTB2309 | 720 | -2.7% | 6,090 | 90 | 30,650 | 570 | (150) | 30,560 | 5.0 | 28/12/2023 |
| CSTB2310 | 950 | -3.1% | 38,510 | 152 | 30,650 | 762 | (188) | 30,330 | 5.0 | 28/02/2024 |
| CSTB2311 | 2,000 | -2.4% | 5,530 | 60 | 30,650 | 1,996 | (4) | 27,700 | 2.0 | 28/11/2023 |
| CSTB2312 | 1,120 | 0.9% | 10 | 265 | 30,650 | 764 | (356) | 33,330 | 5.0 | 20/06/2024 |
| CSTB2313 | 1,170 | 3.5% | 230 | 356 | 30,650 | 781 | (389) | 35,560 | 5.0 | 19/09/2024 |
| CSTB2314 | 830 | 0.0% | 130 | 146 | 30,650 | 586 | (244) | 32,220 | 5.0 | 22/02/2024 |
| CSTB2315 | 760 | 0.0% | 9,750 | 175 | 30,650 | 510 | (250) | 34,330 | 5.0 | 22/03/2024 |
| CSTB2316 | 950 | 3.3% | 10 | 269 | 30,650 | 584 | (366) | 36,330 | 5.0 | 24/06/2024 |
| CSTB2317 | 1,190 | -1.7% | 22,900 | 76 | 30,650 | 964 | (226) | 30,000 | 3.0 | 14/12/2023 |
| CSTB2318 | 1,280 | -3.8% | 5,350 | 229 | 30,650 | 989 | (291) | 32,000 | 4.0 | 15/05/2024 |

| | | | | | | | | | | |
|----------|-------|--------|---------|-----|--------|-------|---------|--------|------|------------|
| CSTB2319 | 890 | -3.3% | 10,080 | 199 | 30,650 | 678 | (212) | 27,000 | 9.0 | 15/04/2024 |
| CSTB2320 | 930 | -4.1% | 49,180 | 62 | 30,650 | 875 | (55) | 28,500 | 4.0 | 30/11/2023 |
| CSTB2321 | 1,110 | -0.9% | 517,390 | 122 | 30,650 | 1,025 | (85) | 29,000 | 4.0 | 29/01/2024 |
| CSTB2322 | 1,660 | 3.1% | 4,500 | 216 | 30,650 | 1,171 | (489) | 30,000 | 4.0 | 02/05/2024 |
| CSTB2323 | 1,160 | -5.7% | 8,050 | 115 | 30,650 | 1,002 | (158) | 29,000 | 4.0 | 22/01/2024 |
| CSTB2324 | 1,300 | 0.0% | 235,680 | 216 | 30,650 | 1,059 | (241) | 31,000 | 4.0 | 02/05/2024 |
| CSTB2325 | 1,580 | 1.9% | 353,910 | 307 | 30,650 | 1,225 | (355) | 31,500 | 4.0 | 01/08/2024 |
| CTCB2216 | 1,630 | 5.2% | 3,540 | 31 | 33,650 | 1,568 | (62) | 27,500 | 4.0 | 30/10/2023 |
| CTCB2302 | 2,510 | -2.7% | 15,760 | 236 | 33,650 | 2,784 | 274 | 27,000 | 3.0 | 22/05/2024 |
| CTCB2303 | 680 | 6.3% | 12,070 | 62 | 33,650 | 586 | (94) | 33,500 | 4.0 | 30/11/2023 |
| CTCB2304 | 850 | 3.7% | 60,260 | 122 | 33,650 | 707 | (143) | 34,500 | 4.0 | 29/01/2024 |
| CTCB2305 | 1,230 | 4.2% | 8,060 | 115 | 33,650 | 989 | (241) | 32,000 | 4.0 | 22/01/2024 |
| CTCB2306 | 1,630 | 12.4% | 10 | 216 | 33,650 | 1,276 | (354) | 32,000 | 4.0 | 02/05/2024 |
| CTCB2307 | 1,700 | -1.2% | 270 | 307 | 33,650 | 1,253 | (447) | 34,000 | 4.0 | 01/08/2024 |
| CTCB2308 | 950 | 0.0% | 0 | 167 | 33,650 | 821 | (129) | 37,000 | 3.0 | 14/03/2024 |
| CTPB2303 | 510 | 0.0% | 6,010 | 90 | 17,850 | 356 | (154) | 15,810 | 7.2 | 28/12/2023 |
| CVHM2220 | 190 | -51.3% | 15,140 | 31 | 45,500 | 5 | (185) | 58,000 | 5.0 | 30/10/2023 |
| CVHM2301 | 120 | -50.0% | 11,120 | 27 | 45,500 | 3 | (117) | 56,880 | 8.0 | 26/10/2023 |
| CVHM2302 | 1,700 | -5.6% | 39,300 | 236 | 45,500 | 955 | (745) | 50,000 | 4.0 | 22/05/2024 |
| CVHM2304 | 480 | 9.1% | 8,650 | 61 | 45,500 | 66 | (414) | 53,560 | 8.0 | 29/11/2023 |
| CVHM2305 | 400 | 17.7% | 31,540 | 152 | 45,500 | 128 | (272) | 57,780 | 8.0 | 28/02/2024 |
| CVHM2306 | 580 | -10.8% | 530 | 146 | 45,500 | 81 | (499) | 60,670 | 8.0 | 22/02/2024 |
| CVHM2307 | 540 | 10.2% | 11,120 | 269 | 45,500 | 178 | (362) | 62,670 | 8.0 | 24/06/2024 |
| CVHM2308 | 170 | -37.0% | 27,980 | 62 | 45,500 | 10 | (160) | 61,000 | 8.0 | 30/11/2023 |
| CVHM2309 | 190 | -32.1% | 68,210 | 122 | 45,500 | 46 | (144) | 62,000 | 8.0 | 29/01/2024 |
| CVHM2310 | 360 | -21.7% | 25,220 | 115 | 45,500 | 108 | (252) | 59,000 | 5.0 | 22/01/2024 |
| CVHM2311 | 1,060 | 19.1% | 310 | 307 | 45,500 | 413 | (647) | 60,500 | 5.0 | 01/08/2024 |
| CVHM2312 | 910 | 19.7% | 35,700 | 216 | 45,500 | 400 | (510) | 56,000 | 5.0 | 02/05/2024 |
| CVIB2302 | 1,300 | -18.8% | 36,090 | 236 | 19,350 | 1,359 | 59 | 19,150 | 1.7 | 22/05/2024 |
| CVIB2303 | 240 | -4.0% | 167,040 | 62 | 19,350 | 162 | (78) | 20,500 | 4.0 | 30/11/2023 |
| CVIC2301 | 470 | 11.9% | 22,510 | 27 | 46,850 | 13 | (457) | 53,980 | 8.0 | 26/10/2023 |
| CVIC2302 | 790 | 12.9% | 5,740 | 53 | 46,850 | 30 | (760) | 55,670 | 8.0 | 21/11/2023 |
| CVIC2303 | 890 | 17.1% | 4,570 | 83 | 46,850 | 41 | (849) | 57,780 | 8.0 | 21/12/2023 |
| CVIC2304 | 1,110 | 33.7% | 9,270 | 174 | 46,850 | 106 | (1,004) | 59,890 | 8.0 | 21/03/2024 |
| CVIC2305 | 1,040 | 52.9% | 3,960 | 146 | 46,850 | 65 | (975) | 61,110 | 8.0 | 22/02/2024 |
| CVIC2306 | 1,680 | 5.0% | 390 | 269 | 46,850 | 160 | (1,520) | 62,220 | 8.0 | 24/06/2024 |
| CVIC2307 | 690 | 21.1% | 78,060 | 62 | 46,850 | 18 | (672) | 58,500 | 8.0 | 30/11/2023 |
| CVNM2301 | 1,010 | -1.9% | 12,210 | 27 | 74,200 | 792 | (218) | 66,710 | 9.7 | 26/10/2023 |
| CVNM2303 | 1,090 | -6.0% | 28,450 | 61 | 74,200 | 740 | (350) | 67,790 | 9.7 | 29/11/2023 |
| CVNM2304 | 1,410 | -1.4% | 120 | 152 | 74,200 | 805 | (605) | 68,760 | 9.7 | 28/02/2024 |
| CVNM2305 | 1,210 | -4.0% | 10 | 146 | 74,200 | 641 | (569) | 71,020 | 9.7 | 22/02/2024 |
| CVNM2306 | 1,590 | 1.9% | 20 | 269 | 74,200 | 692 | (898) | 73,170 | 9.7 | 24/06/2024 |
| CVNM2307 | 730 | 0.0% | 29,000 | 62 | 74,200 | 306 | (424) | 75,000 | 8.0 | 30/11/2023 |
| CVNM2308 | 1,790 | -3.8% | 8,800 | 216 | 74,200 | 1,063 | (727) | 69,000 | 8.0 | 02/05/2024 |
| CVNM2309 | 960 | 9.1% | 10 | 130 | 74,200 | 288 | (672) | 82,000 | 5.0 | 06/02/2024 |
| CVPB2304 | 450 | 4.7% | 670 | 90 | 21,700 | 308 | (142) | 17,000 | 16.0 | 28/12/2023 |
| CVPB2305 | 1,920 | 3.8% | 7,520 | 199 | 21,700 | 1,527 | (393) | 18,000 | 3.0 | 15/04/2024 |
| CVPB2306 | 1,600 | 3.9% | 46,050 | 76 | 21,700 | 1,211 | (389) | 20,000 | 2.0 | 14/12/2023 |
| CVPB2307 | 450 | 9.8% | 188,770 | 62 | 21,700 | 349 | (101) | 21,500 | 4.0 | 30/11/2023 |
| CVPB2308 | 570 | 7.6% | 4,630 | 122 | 21,700 | 425 | (145) | 22,000 | 4.0 | 29/01/2024 |
| CVPB2309 | 740 | 4.2% | 22,710 | 216 | 21,700 | 531 | (209) | 22,500 | 4.0 | 02/05/2024 |
| CVPB2310 | 1,300 | -0.8% | 10 | 115 | 21,700 | 939 | (361) | 21,500 | 2.0 | 22/01/2024 |
| CVPB2311 | 2,100 | 3.5% | 11,000 | 216 | 21,700 | 1,538 | (562) | 20,500 | 2.0 | 02/05/2024 |
| CVPB2312 | 2,310 | 0.0% | 4,300 | 307 | 21,700 | 1,651 | (659) | 21,000 | 2.0 | 01/08/2024 |
| CVPB2313 | 710 | 0.0% | 0 | 130 | 21,700 | 459 | (251) | 24,400 | 2.0 | 06/02/2024 |
| CVRE2221 | 60 | -75.0% | 46,430 | 31 | 26,100 | 10 | (50) | 32,500 | 4.0 | 30/10/2023 |
| CVRE2302 | 170 | -26.1% | 13,960 | 27 | 26,100 | 66 | (104) | 28,670 | 5.0 | 26/10/2023 |
| CVRE2303 | 2,060 | -0.5% | 11,230 | 236 | 26,100 | 1,332 | (728) | 25,000 | 3.0 | 22/05/2024 |
| CVRE2305 | 410 | 20.6% | 18,440 | 61 | 26,100 | 260 | (150) | 27,110 | 5.0 | 29/11/2023 |

| | | | | | | | | | | |
|----------|-------|--------|---------|-----|--------|-----|-------|--------|-----|------------|
| CVRE2306 | 560 | 21.7% | 570 | 152 | 26,100 | 312 | (248) | 29,330 | 5.0 | 28/02/2024 |
| CVRE2307 | 470 | 17.5% | 39,140 | 146 | 26,100 | 249 | (221) | 30,330 | 5.0 | 22/02/2024 |
| CVRE2308 | 700 | 12.9% | 21,070 | 269 | 26,100 | 384 | (316) | 31,330 | 5.0 | 24/06/2024 |
| CVRE2309 | 190 | 26.7% | 78,400 | 62 | 26,100 | 121 | (69) | 29,000 | 6.0 | 30/11/2023 |
| CVRE2310 | 250 | 25.0% | 149,960 | 122 | 26,100 | 185 | (65) | 30,000 | 6.0 | 29/01/2024 |
| CVRE2311 | 540 | 8.0% | 2,270 | 115 | 26,100 | 328 | (212) | 29,000 | 4.0 | 22/01/2024 |
| CVRE2312 | 990 | 10.0% | 8,510 | 216 | 26,100 | 682 | (308) | 27,500 | 4.0 | 02/05/2024 |
| CVRE2313 | 1,170 | 21.9% | 200 | 307 | 26,100 | 674 | (496) | 29,500 | 4.0 | 01/08/2024 |
| CVRE2314 | 230 | -43.9% | 3,400 | 130 | 26,100 | 159 | (71) | 34,100 | 3.0 | 06/02/2024 |

(*) 歐式交易方式，以現金交易

(**) PHS 採用 Black-Scholes 估價方式

期投資股

| 股票代碼 | 證券所 | 現時價格 | 目標價* | 報告日 | 預期 2023 年盈利 (十億越盾) | PE Forward | PB Forward |
|------|-------|---------|---------|-----------|--------------------------|---------------|---------------|
| NLG | HOSE | 35,000 | 40,900 | 9/28/2023 | 642 | 22.9 | 1.4 |
| POW | HOSE | 11,600 | 14,800 | 9/22/2023 | 1,817 | 23.6 | 1.1 |
| VPB | HOSE | 21,700 | 24,400 | 9/21/2023 | 14,007 | 11.8 | 1.0 |
| ANV | HOSE | 36,000 | 44,600 | 9/20/2023 | 574 | 10.3 | 1.7 |
| SAB | HOSE | 72,500 | 175,900 | 9/11/2023 | 4,552 | 25.9 | 4.5 |
| BSR | UPCOM | 21,832 | 20,200 | 8/30/2023 | 7,288 | 8.7 | 1.1 |
| VNM | HOSE | 74,200 | 73,100 | 8/25/2023 | 9,365 | 16.3 | 4.9 |
| MSH | HOSE | 43,400 | 49,350 | 8/23/2023 | 270 | 13.7 | 2.0 |
| DPR | HOSE | 31,500 | 88,000 | 8/18/2023 | 302 | 10.4 | 1.1 |
| GAS | HOSE | 90,700 | 111,000 | 8/17/2023 | 13,268 | 16.2 | 3.2 |
| DGW | HOSE | 57,900 | 50,800 | 8/14/2023 | 440 | 18.8 | 3.1 |
| STK | HOSE | 33,400 | 39,050 | 8/9/2023 | 152 | 24.2 | 1.9 |
| IDC | HNX | 46,300 | 48,527 | 8/3/2023 | 48,527 | 6.1 | 2.8 |
| PNJ | HOSE | 78,800 | 89,000 | 8/3/2023 | 1,729 | 12.2 | 3.0 |
| NT2 | HOSE | 24,500 | 32,500 | 8/2/2023 | 671 | 13.9 | 2.1 |
| STB | HOSE | 30,650 | 38,000 | 7/14/2023 | 7,259 | 9.9 | 1.6 |
| TCM | HOSE | 47,650 | 52,300 | 7/6/2023 | 211 | 20.4 | 2.1 |
| PLX | HOSE | 37,500 | 45,100 | 7/5/2023 | 3,513 | 18.3 | 2.5 |
| ACB | HOSE | 21,850 | 25,400 | 6/30/2023 | 14,955 | 6.6 | 1.3 |
| VCB | HOSE | 87,500 | 131,270 | 6/13/2023 | 36,911 | 16.8 | 3.6 |
| BID | HOSE | 44,350 | 57,956 | 6/13/2023 | 23,019 | 12.7 | 2.3 |
| CTG | HOSE | 30,050 | 39,700 | 6/13/2023 | 19,121 | 10.0 | 1.5 |
| MBB | HOSE | 18,500 | 27,200 | 6/13/2023 | 21,242 | 5.8 | 1.2 |
| HDB | HOSE | 17,350 | 23,170 | 6/13/2023 | 10,216 | 6.2 | 1.3 |
| TCB | HOSE | 33,650 | 47,270 | 6/13/2023 | 21,351 | 7.8 | 1.2 |
| TPB | HOSE | 17,850 | 24,000 | 6/13/2023 | 6,732 | 5.7 | 1.0 |
| OCB | HOSE | 13,400 | 22,700 | 6/13/2023 | 4,354 | 7.2 | 1.1 |
| VIB | HOSE | 19,350 | 29,300 | 6/13/2023 | 9,378 | 6.6 | 1.5 |
| LPB | HOSE | 13,850 | 18,800 | 6/13/2023 | 4,925 | 6.6 | 1.1 |
| MSB | HOSE | 13,750 | 21,900 | 6/13/2023 | 4,803 | 9.1 | 1.4 |
| SHB | HOSE | 11,100 | 15,600 | 6/13/2023 | 8,035 | 6.0 | 0.9 |
| DHG | HOSE | 117,000 | 111,600 | 6/13/2023 | 1,061 | 13.8 | 3.0 |
| IMP | HOSE | 68,000 | 68,000 | 6/13/2023 | 286 | 15.9 | 2.2 |
| GEG | HOSE | 15,900 | 18,800 | 6/13/2023 | 208 | 46.5 | 1.7 |
| QTP | UPCOM | 15,207 | 23,900 | 6/13/2023 | 1,300 | 8.3 | 1.6 |
| PVS | HNX | 38,600 | 30,700 | 6/13/2023 | 1,059 | 16.8 | 1.2 |
| MPC | UPCOM | 19,276 | 19,200 | 6/13/2023 | 597 | 12.9 | 1.3 |
| FMC | HOSE | 46,300 | 50,700 | 6/13/2023 | 314 | 10.5 | 1.4 |

| | | | | | | | |
|-----|------|--------|---------|------------|--------|-------|-----|
| VHM | HOSE | 45,500 | 83,100 | 6/13/2023 | 29,034 | 12.5 | 2.3 |
| KDH | HOSE | 32,650 | 36,500 | 6/13/2023 | 1,363 | 19.1 | 1.9 |
| VRE | HOSE | 26,100 | 39,700 | 6/13/2023 | 3,345 | 26.9 | 2.6 |
| KBC | HOSE | 32,100 | 32,000 | 6/13/2023 | 2,073 | 11.9 | 1.3 |
| MWG | HOSE | 52,600 | 50,000 | 6/13/2023 | 2,325 | 33.3 | 3.0 |
| FRT | HOSE | 89,000 | 85,000 | 6/13/2023 | 107 | 111.1 | 6.6 |
| HPG | HOSE | 26,300 | 35,400 | 6/13/2023 | 7,698 | 16.6 | 1.2 |
| SBT | HOSE | 14,650 | 16,700 | 6/13/2023 | 827 | 15.7 | 1.1 |
| PVI | HNX | 46,800 | 47,002 | 12/19/2022 | 996 | 13.8 | 1.3 |
| BMI | HOSE | 26,400 | 25,190 | 12/19/2022 | 427 | 9.0 | 1.0 |
| BVH | HOSE | 42,150 | 70,900 | 12/19/2022 | 2,967 | 17.7 | 2.3 |
| VHC | HOSE | 78,900 | 69,000 | 12/19/2022 | 1,510 | 8.4 | 1.5 |
| SZC | HOSE | 35,350 | 42,700 | 12/19/2022 | 585 | 7.5 | 2.6 |
| GVR | HOSE | 19,500 | 29,755 | 12/19/2022 | 5,521 | 27.8 | 2.1 |
| LHG | HOSE | 33,450 | 42,250 | 12/19/2022 | 653 | 3.5 | 1.2 |
| PVT | HOSE | 28,300 | 26,900 | 12/19/2022 | 831 | 14.1 | 1.2 |
| TRA | HOSE | 84,500 | 117,400 | 12/19/2022 | 349 | 13.9 | 2.8 |

資料來源: PHFM 收集

*若除權交易日發生在報告日後將影響目標價

分析師認證

分析師認證

這份報告由 Pham Quang Chuong - 富鑫證券股份公司研究員製作。負責籌備本研究報告之全部或部份內容之研究分析師、策略分析師、研究人員以茲聲明，任何研究分析師、策略分析師、研究人員在於本研究報告所提出之觀點，皆精確反映出其對於該發行機構與證券之個人意見。各研究分析師、策略分析師、研究人員均保證，其報酬在過去與未來，絕對沒有任何一部分是直接或間接與研究分析師、策略分析師、研究人員在此研究報告中所呈現之特定推薦或觀點有關。

評等指標定義

加碼= 預估其未來之潛在上漲空間大於10%。

觀望= 預估其未來之潛在漲跌空間將在下上10%之間。

減碼= 預估其未來之潛在下跌空間大於10%。

未評等= 本股票並不在富鑫證券之評等涵蓋範圍，或者尚未上市。

績效表現根據12個月的總回報(包含股息)所評定。

富鑫證券股份公司

地址：21st Floor, Phu My Hung Building, 08 Hoang Van Thai Street, Tan Phu Ward, District 7, HCMC.

電話號碼：(84-28) 5 413 5479

傳真號碼：+84 28 5413 5473

胡志明市

富美興交易室

地址：Ground Floor, CR2-08, 107 Ton Dat Tien,
Tan Phu Ward, District 7, Ho Chi Minh City

電話號碼：(84-28) 5 413 5478

傳真號碼：+84 28 5413 5473

Tan Binh分行

地址：Park Legend Building, 251 Hoang Van Thu
Street, Ward 2, Tan Binh District, HCMC

電話號碼：(84-28) 3813 2401

傳真號碼：(84-28) 3813 2415

第三郡分行

地址：4th & 5th Floor, D&D Tower, 458 Nguyen Thi
Minh Khai, Ward 2, District 3, HCMC

電話號碼：(84-28) 382 08068

傳真號碼：(84-28) 3820 8206

第一郡分行

地址：Room 1003A, 10th Floor, No. 81-83-83B-85
Ham Nghi Street, Nguyen Thai Binh Ward,
District 1, HCMC

電話號碼：(84-28) 3 535 6060

傳真號碼：(84-28) 3 535 2912

河內市

Ha Noi分行

地址：5th Floor, Vinafor Building, No.127 Lo
Duc, Dong Mac Ward, Hai Ba Trung
District, Ha Noi

電話號碼：(84-24) 3 933 4566

傳真號碼：(84-24) 3 933 4820

Thanh Xuan分行

地址：5th Floor, UDIC Complex Building, N04
Hoang Dao Thuy, Trung Hoa Ward, Cau Giay
District, Ha Noi

電話號碼：(84-24) 6 250 9999

傳真號碼：(84-24) 6 250 6666

海防市

海防分行

地址：2nd Floor, Eliteco Building No.18 Tran
Hung Dao, Hoang Van Thu Ward, Hong Bang
District, Hai Phong

電話號碼：(84-225) 384 1810

傳真號碼：(84-225) 384 1801