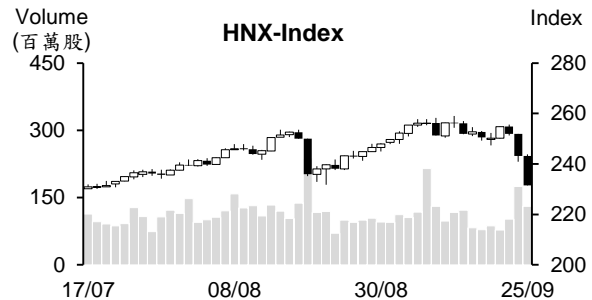
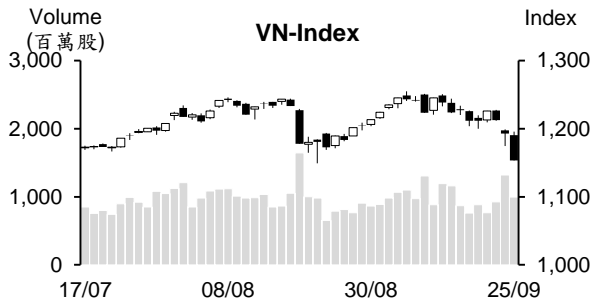


越股行情

| 25/09/2023 | HOSE | | VN30 | | HNX | |
|---------------|-----------------|----------------|---------------|----------------|---------------|----------------|
| 收盤價 | 1,153.20 | -3.34% | 1,159.94 | -3.15% | 231.50 | -4.79% |
| 成交股數(百萬股) | 1,087.24 | -22.00% | 334.87 | -19.18% | 152.46 | -14.16% |
| 撮合股數(百萬股) | 994.64 | -24.52% | 263.98 | -27.14% | 130.55 | -25.23% |
| 與最近 20 日之平均比較 | 970.62 | 2.47% | 245.43 | 7.56% | 111.86 | 16.71% |
| 成交值(十億越盾) | 23,505 | -27.33% | 9,320 | -27.31% | 2,714 | -20.23% |
| 撮合成交值(十億越盾) | 21,627 | -28.61% | 7,913 | -29.72% | 2,373 | -29.13% |
| 與最近 20 日之平均比較 | 22,003 | -1.71% | 7,956 | -0.54% | 2,218 | 6.99% |
| 上漲家數 | 45 | 8% | 3 | 10% | 45 | 18% |
| 下跌家數 | 495 | 88% | 26 | 87% | 165 | 68% |
| 持平家數 | 24 | 4% | 1 | 3% | 34 | 14% |



市場概況

周一(9月25日)越股開低走低，大盤最終以當天最低點作收。早盤交易時段，市場投資氣氛偏向謹慎，雖然大部分股票都下跌，但指數波動幅度小，量能也維持在低水位。然午盤交易時段，賣壓大舉出籠，使不僅中小型股，多數藍籌股也重挫，甚至呈現跌停。兩大指數終場同步收低，量能回升至平均水位。然今日外資轉為加碼，結束五個交易日之減碼。

技術分析

VN 指數連續三個交易日下跌，今日量能維持高出最近二十日平均成交量，意味著盤勢在面臨賣壓擁下壓力。由於今日指數跌破 MA100 均線(大黑棒)，加上 MA5 與 MA50 出現死亡交叉，以及平滑異同移動平均線(MACD)下降且維持在信號線-Signal 之下，相對強弱指標(RSI)下跌至 32，顯示盤勢仍在面臨下挫壓力。指數若無法守穩 1,150 點，恐將回落至 1,100 點支撐點(MA200)；河內部分，與 HOSE 盤勢相似，HNX 指數也跌破 MA100(大黑棒)，加上平滑異同移動平均線(MACD)維持在信號線-Signal 之下(賣出信號)，預期指數將持續下跌，221 點(MA200)為目前指數之支撐點。整體而言，短線盤勢走勢偏空，操作上建議投資人將投資部位之持股率維持在低比率以降低盤勢動盪之風險。

建議股名單: REE (減碼); CTG、EVE (停損)

觀察股名單: PVD、LPB

(請參考第 2 頁)

當日調整股名單

| 次號 | 股票代碼 | 評等 | 評等日 | 現時價格 | 買入區間 | 持股表現 | 目標價 | 預期獲利 | 停損價 | 預期損失 | 備註 |
|----|------|----|----------|-------|------|-------|-------|-------|------|-------|--------|
| 1 | CTG | 停損 | 26/09/23 | 29.8 | 32.1 | -7.2% | 37.6 | 17.1% | 30.5 | -5% | 到停損點。 |
| 2 | REE | 減碼 | 26/09/23 | 61.8 | 62.8 | -1.6% | 68 | 8.3% | 60 | -4.5% | 跌破支撐點。 |
| 3 | EVE | 停損 | 26/09/23 | 15.15 | 16.5 | -7.9% | 19.25 | 17.0% | 15.7 | -4.6% | 到停損點。 |

| 次號 | 股票代碼 | 評等 | 評等日 | 現時價格 | 支撐/壓力 | 停損 | 技術指標 |
|----|------|------|----------|------|---------|------|------------------------------------------------------|
| 1 | PVD | 觀察買進 | 26/09/23 | 24 | 25-25.5 | 22.5 | 短線該股處於超賣+ 23-23.5 為目前指數之支撐→ 若該股回落至此支撐區間，可能將出現 T+日反彈。 |
| 2 | LPB | 觀察買進 | 26/09/23 | 13.6 | 14-14.3 | 12 | 短線該股處於超賣+ 12-13 為目前指數之支撐→ 若該股回落至此支撐區間，可能將出現 T+日反彈。 |

投資組合部位

| 次號 | 股票代碼 | 評等 | 評等日 | 現時價格 | 買入區間 | 持股表現 | 目標價 | 預期獲利 | 停損價 | 預期損失 | 備註 |
|----|------|----|----------|------|-------|-------|-------|-------|------|-------|----|
| 1 | BWE | 加碼 | 08/08/23 | 46 | 46.3 | -0.6% | 55.8 | 20.5% | 44.3 | -4.3% | |
| 2 | SAB | 續抱 | 25/08/23 | 76 | 76.8 | -1.0% | 92 | 19.8% | 75 | -2% | |
| 3 | DHG | 加碼 | 28/08/23 | 116 | 115.7 | 0.3% | 140 | 21% | 113 | -2% | |
| 4 | TCM | 加碼 | 11/09/23 | 48 | 49.25 | -2.5% | 57 | 15.7% | 47 | -5% | |
| 5 | MIG | 加碼 | 18/09/23 | 17.5 | 18.45 | -5.1% | 21.5 | 16.5% | 17.3 | -6% | |
| 6 | VJC | 加碼 | 22/09/23 | 98 | 99.3 | -1.3% | 116.3 | 17% | 96 | -3% | |

Standard Chartered 預期今年第三季越南 GDP 成長 5.1%

Standard Chartered 消息指出，9 月零售營收可望成長 8.2% (較去年同期增幅一樣)、工業生產指數將上漲 3.2%、出口及進口可能分別萎縮 6.2%及 7.0%、貿易順差將縮減至 13 億美元。

今年前八個月外國遊客約 780 萬，接近今年越南提出 800 萬國際旅客之目標。然貿易成長減弱、生產領域復甦不如預期及 FDI 前景不明，越南經濟之復甦須持續觀察及重新評估。Standard Chartered 預期第三季越南 GDP 將成長 5.1%以及今年 GDP 將成長 5.4% (與原預期一樣)。

僅剩下一個星期，銀行須將用於中長期貸款的短期資金比例調降至 30%

據越南國家銀行 (SBV) 於 2020 年 8 月 14 日頒發「第 08/2020/TT-NHNN 號通知」調整及補充「第 22/2019/TT-NHNN 號通知」之規定顯示，自 10 月 1 日用於中長期貸款的短期資金比例須調降至 30%。僅剩下一個星期，銀行須將用於中長期貸款的短期資金比例由目前的 34%調降至 30%。前段時間，其比例曾於 2022 年 10 月 2 日由 37%調降至 34%。

SBV 消息指出，存款資金餘額的 88%為低於 12 個月的存款，然放款餘額的 52%為中長期放款。因此，用於中長期貸款的短期資金比例的調降將支援提升銀行業之安全性營業與確保流動性。

據 SBV 公佈的最新數據顯示，截至 2023 年 7 月為止，大部分數銀之用於中長期貸款的短期資金比例均達到規定 (自 2022 年 10 月 1 日至 2023 年 9 月 30 日用於中長期貸款的短期資金比例為 34%)。在這段時間，國營銀行之用於中長期貸款的短期資金比例為 24.97%、私營商業股份銀行之比列則為 33.66%。整體用於中長期貸款的短期資金比例為 26.14%。相較於國營銀行，這次私營商業股份銀行須作調整以滿足新規定。

預期黃金價格將持續大幅上漲

9 月 25 日上午國內 SJC 黃金價格維持在每兩 6,900 萬多越盾，國際黃金價格則持平。西貢珠寶公司的 SJC 金條價格為每兩 6,845-6,915 萬越盾、Doji 集團之黃金買賣價格為每兩 6,825-6,915 萬越盾。國際黃金價格為每盎司 1,924 美元 (每兩近 5,400 萬越盾，未包含稅費在內)。預期國內黃金價格可能上漲至每兩 7,000 萬越盾。

資料來源：Cafef

MWG 營收連續兩個月成長，8 月營收近 10 兆越盾

據世界移動投資股份公司 (HoSE：MWG)之公佈，今年前八個月營收淨額較去年同期縮減 17%至 76.455 兆越盾，達成年度計劃的 57%。其中，8 月營收較去年同期萎縮 4.3%至 9.965 兆越盾，然較 7 月擴增 1.6%。公司未提及今年前八個月之獲利。

營收結構部分，今年前八個月世界手機部門及電器部門營收為 55.1 兆多越盾，較去年同期萎縮 25%。其中 8 月營收維持在約 6.8 兆。最近幾個月這兩家連鎖店營收之萎縮幅度逐漸收窄，如 6 月營收較去年同期萎縮 25%，但 8 月營收僅萎縮 13%。

另外，今年前八個月百貨部門營收較去年同期成長 10%至 19.4 兆越盾 (其中線上銷售成長 8%)。其中 8 月營收較去年同期成長 20%至 2.9 兆越盾 (較 7 月略微增加)。

Coteccons 開始調整財務年度，公司計劃獲利為 2,740 億越盾

Coteccons 營建股份公司 (HOSE：CTD) 剛公佈將於 10 月 17 日召開 2023 年股東大會，Coteccons 之財務年度調整為 7 月 1 日至 6 月 30 日。CTD 將呈上股東今年經營計畫。公司計畫今年合併營收將為 17.793 兆越盾及合併稅後盈餘將為 2,740 億越盾。

2023 年 1 月 1 日至 2023 年 6 月 30 日，CTD 營收為 6.744 兆越，僅達成年度計劃的 88%，然獲利為 520 億越盾，較年度計劃高出 18%。

Khang Dien 房地產公司即將發放股票股利 (比率為 10%)且發行近 1,100 萬 ESOP 股

據 Khang Dien 房地產股份公司 (HoSE: KDH) 之公佈，除權交易日為 2023 年 10 月 3 日。公司計劃將發放 2022 年股票股利 (比率為 10%)。以 7.168 億流通股來計算，預期這次公司將發行 7,168 萬多股來發放股利。

另外，KDH 計劃將以每股 12,500 越盾之價格發行 1,080 萬 ESOP 股 (佔流通股數的 1.5%)。其 ESOP 股將受一年轉讓之限制。

資料來源：Cafef、Vietstock

市場統計

撮合統計

推升指數的前五名股票

| HOSE | | | | HNX | | | |
|------|-------------|---------|-----------|------|--------------|---------|-----------|
| 股票代碼 | 收盤價 (越盾) | 漲跌 % | 影響指數 % | 股票代碼 | 收盤價 (VND) | 漲跌 % | 影響指數 % |
| SSB | 26,000 | 1.96% | 0.03% | VIF | 19,000 | 4.97% | 0.10% |
| ITA | 5,880 | 6.91% | 0.01% | KSF | 40,000 | 1.01% | 0.04% |
| VJC | 98,000 | 0.41% | 0.00% | HJS | 39,500 | 9.72% | 0.02% |
| VNM | 77,600 | 0.13% | 0.00% | CMS | 31,400 | 9.03% | 0.02% |
| TMS | 56,700 | 2.35% | 0.00% | DXP | 13,900 | 8.59% | 0.02% |

拖累指數的前五名股票

| HOSE | | | | HNX | | | |
|------|-------------|---------|-----------|------|-------------|---------|-----------|
| 股票代碼 | 收盤價 (越盾) | 漲跌 % | 影響指數 % | 股票代碼 | 收盤價 (越盾) | 漲跌 % | 影響指數 % |
| VIC | 46,500 | -7.00% | -0.28% | HUT | 20,700 | -10.00% | -0.64% |
| CTG | 29,800 | -5.85% | -0.19% | SHS | 16,100 | -9.55% | -0.43% |
| HPG | 26,000 | -4.76% | -0.16% | CEO | 21,600 | -9.62% | -0.37% |
| MSN | 70,300 | -6.76% | -0.15% | MBS | 19,700 | -9.63% | -0.28% |
| GVR | 20,350 | -6.86% | -0.13% | IDC | 46,500 | -5.30% | -0.27% |

前五名成交量

| HOSE | | | | HNX | | | |
|------|-------------|---------|------------|------|-------------|---------|-------------|
| 股票代碼 | 收盤價 (越盾) | 漲跌 % | 成交量 (股) | 股票代碼 | 收盤價 (越盾) | 漲跌 % | 成交量 (千股) |
| SSI | 30,350 | -6.90% | 42,959,790 | SHS | 16,100 | -9.55% | 38,692,472 |
| VND | 21,000 | -6.87% | 38,987,602 | CEO | 21,600 | -9.62% | 12,234,822 |
| VIX | 16,550 | -6.76% | 38,772,524 | PVS | 35,600 | -4.56% | 7,209,775 |
| HPG | 26,000 | -4.76% | 36,891,233 | HUT | 20,700 | -10.00% | 6,291,504 |
| NVL | 16,200 | -6.90% | 28,129,289 | MBS | 19,700 | -9.63% | 5,784,735 |

前五名成交值

| HOSE | | | | HNX | | | |
|------|-------------|---------|---------------|------|-------------|---------|---------------|
| 股票代碼 | 收盤價 (越盾) | 漲跌 % | 成交值 (十億越盾) | 股票代碼 | 收盤價 (越盾) | 漲跌 % | 成交值 (十億越盾) |
| SSI | 30,350 | -6.90% | 1,352.1 | SHS | 16,100 | -9.55% | 648.1 |
| HPG | 26,000 | -4.76% | 974.6 | CEO | 21,600 | -9.62% | 275.5 |
| VND | 21,000 | -6.87% | 846.1 | PVS | 35,600 | -4.56% | 267.7 |
| STB | 31,650 | -3.80% | 825.9 | IDC | 46,500 | -5.30% | 227.3 |
| VIC | 46,500 | -7.00% | 809.3 | HUT | 20,700 | -10.00% | 134.8 |

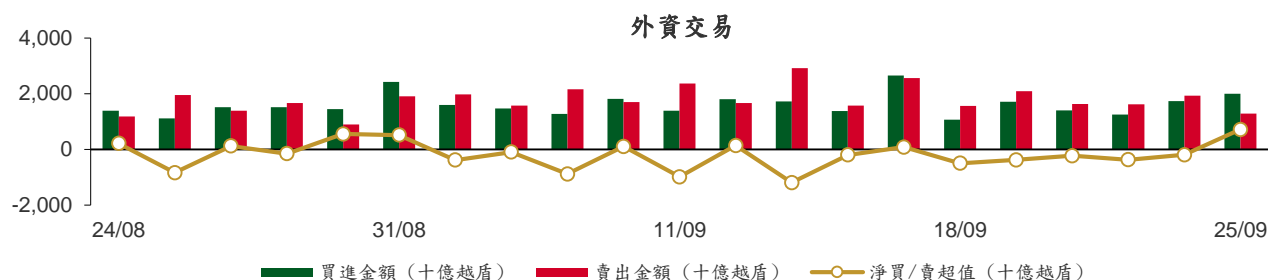
議價交易

前五名股

| HOSE | | | HNX | | |
|------|------------|---------------|------|------------|---------------|
| 股票代碼 | 成交量 (股) | 成交值 (十億越盾) | 股票代碼 | 成交量 (股) | 成交值 (十億越盾) |
| SHB | 37,909,323 | 455.82 | NVB | 18,210,000 | 249.05 |
| STB | 6,583,007 | 214.20 | HUT | 2,105,000 | 47.23 |
| HDB | 11,764,914 | 205.60 | IDC | 290,000 | 13.05 |
| DXG | 9,919,004 | 199.69 | VC3 | 488,000 | 12.32 |
| VIC | 3,219,525 | 163.46 | GKM | 260,000 | 9.36 |

外資交易行情 (股票)

| 證交所 | 買進成交量 (百萬股) | 買進金額 (十億越盾) | 賣出成交量 (百萬股) | 賣出金額 (十億越盾) | 淨買/賣成 交易 (百萬股) | 淨買/賣超值 (十億越盾) |
|-----------|----------------|-----------------|----------------|-----------------|----------------------|------------------|
| HOSE | 58.16 | 1,966.96 | 41.90 | 1,266.70 | 16.25 | 700.26 |
| HNX | 1.26 | 31.94 | 0.59 | 15.17 | 0.66 | 16.77 |
| 總計 | 59.42 | 1,998.90 | 42.50 | 1,281.87 | 16.92 | 717.03 |



| 前五名買進 | | | | | | | |
|-------|-------------|------------|---------------|------|-------------|------------|---------------|
| HOSE | | | | HNX | | | |
| 股票代碼 | 收盤價 (越盾) | 成交量 (股) | 成交值 (十億越盾) | 股票代碼 | 收盤價 (越盾) | 成交量 (股) | 成交值 (十億越盾) |
| VIC | 46,500 | 4,664,893 | 233.32 | PVS | 35,600 | 261,800 | 9.63 |
| HPG | 26,000 | 7,914,978 | 206.90 | IDC | 46,500 | 134,580 | 6.54 |
| VCB | 89,300 | 1,444,932 | 128.99 | TNG | 19,900 | 246,163 | 5.36 |
| SSI | 30,350 | 4,045,430 | 127.96 | SHS | 16,100 | 131,100 | 2.23 |
| VNM | 77,600 | 1,357,000 | 105.73 | CEO | 21,600 | 79,700 | 1.79 |

| 前五名賣出 | | | | | | | |
|-------|-------------|------------|---------------|------|-------------|------------|---------------|
| HOSE | | | | HNX | | | |
| 股票代碼 | 收盤價 (越盾) | 成交量 (股) | 成交值 (十億越盾) | 股票代碼 | 收盤價 (越盾) | 成交量 (股) | 成交值 (十億越盾) |
| VIC | 46,500 | 3,647,286 | 184.07 | PVI | 49,000 | 79,800 | 3.99 |
| HPG | 26,000 | 3,771,575 | 100.28 | SHS | 16,100 | 153,673 | 2.65 |
| FPT | 94,300 | 947,180 | 92.75 | PVS | 35,600 | 56,359 | 2.10 |
| MSN | 70,300 | 1,028,805 | 75.43 | NVB | 13,000 | 102,000 | 1.40 |
| VCB | 89,300 | 777,206 | 69.43 | VCS | 61,600 | 14,088 | 0.89 |

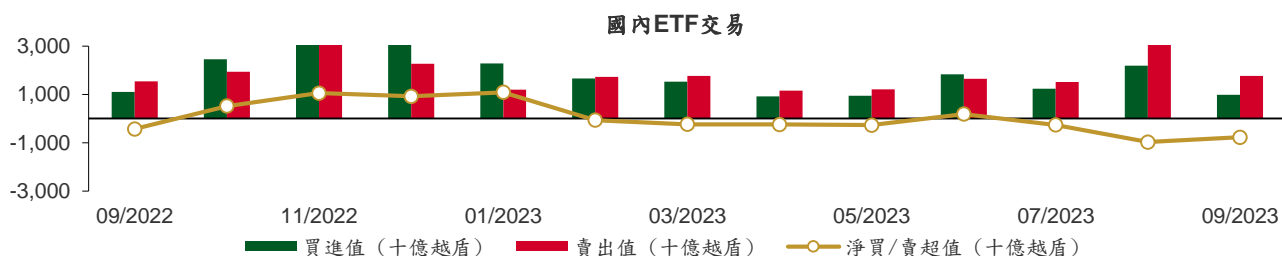
| 前五名淨買超 | | | | | | | |
|--------|-------------|--------------|----------------|------|-------------|--------------|----------------|
| HOSE | | | | HNX | | | |
| 股票代碼 | 收盤價 (越盾) | 淨買成交量 (股) | 淨買超值 (十億越盾) | 股票代碼 | 收盤價 (越盾) | 淨買成交量 (股) | 淨買超值 (十億越盾) |
| HPG | 26,000 | 4,143,403 | 106.61 | PVS | 35,600 | 205,441 | 7.53 |
| SSI | 30,350 | 3,246,673 | 102.34 | IDC | 46,500 | 125,423 | 6.10 |
| VHM | 47,000 | 1,748,333 | 83.39 | TNG | 19,900 | 211,860 | 4.61 |
| VNM | 77,600 | 893,354 | 69.64 | BVS | 24,800 | 52,100 | 1.43 |
| VCB | 89,300 | 667,726 | 59.57 | CEO | 21,600 | 51,200 | 1.12 |

前五名淨賣超

| HOSE | | | | HNX | | | |
|------|-------------|--------------|----------------|------|-------------|--------------|----------------|
| 股票代碼 | 收盤價 (越盾) | 淨賣成交量 (股) | 淨賣超值 (十億越盾) | 股票代碼 | 收盤價 (越盾) | 淨賣成交量 (股) | 淨賣超值 (十億越盾) |
| MSN | 70,300 | (440,145) | (32.53) | PVI | 49,000 | (67,700) | (3.40) |
| STB | 31,650 | (829,759) | (26.77) | NVB | 13,000 | (77,200) | (1.07) |
| PVT | 26,350 | (832,704) | (23.11) | VCS | 61,600 | (12,959) | (0.82) |
| DGC | 91,200 | (211,024) | (20.60) | SHS | 16,100 | (22,573) | (0.43) |
| VCI | 40,750 | (443,492) | (19.05) | DTD | 24,800 | (8,000) | (0.23) |

ETF 交易

| 價格統計 | | | | | 外資交易 | | | |
|-----------|-------------|-----------|------------------|---------------|-----------|----------------|----------------|---------------|
| ETF 代碼 | 收盤價 (越盾) | 漲跌 (%) | 成交量 (股) | 成交值 (十億越盾) | ETF 代碼 | 買進金額 (十億越盾) | 賣出金額 (十億越盾) | 淨超值 (十億越盾) |
| E1VFN30 | 20,560 | -0.7% | 1,276,116 | 26.00 | E1VFN30 | 20.82 | 11.86 | 8.95 |
| FUEMAV30 | 13,660 | -3.5% | 5,000 | 0.07 | FUEMAV30 | 0.00 | 0.01 | (0.00) |
| FUESSV30 | 14,310 | -2.9% | 33,243 | 0.49 | FUESSV30 | 0.30 | 0.09 | 0.21 |
| FUESSV50 | 18,750 | -2.2% | 3,000 | 0.06 | FUESSV50 | 0.00 | 0.00 | 0.00 |
| FUESSVFL | 19,000 | -1.7% | 297,789 | 5.61 | FUESSVFL | 3.51 | 0.80 | 2.71 |
| FUEVFVND | 26,200 | -3.0% | 1,557,421 | 41.55 | FUEVFVND | 28.96 | 24.60 | 4.36 |
| FUEVN100 | 15,680 | -2.0% | 203,100 | 3.21 | FUEVN100 | 0.48 | 2.56 | (2.08) |
| FUEIP100 | 8,670 | -0.1% | 300 | 0.00 | FUEIP100 | 0.00 | 0.00 | 0.00 |
| FUEKIV30 | 7,680 | -2.4% | 1,525 | 0.01 | FUEKIV30 | 0.00 | 0.00 | (0.00) |
| FUEDCMID | 10,280 | -4.7% | 65,972 | 0.70 | FUEDCMID | 0.55 | 0.08 | 0.47 |
| FUEKIVFS | 10,770 | 0.0% | 0 | 0.00 | FUEKIVFS | 0.00 | 0.00 | 0.00 |
| FUEMAVND | 10,990 | -2.9% | 2,800 | 0.03 | FUEMAVND | 0.00 | 0.03 | (0.03) |
| FUEFCV50 | 16,930 | 6.3% | 5,127 | 0.09 | FUEFCV50 | 0.00 | 0.00 | 0.00 |
| FUEBFVND | 12,510 | 0.0% | 0 | 0.00 | FUEBFVND | 0.00 | 0.00 | 0.00 |
| 總計 | | | 3,451,393 | 77.81 | 總計 | 54.62 | 40.03 | 14.59 |



從2022年9月5日至2023年9月25日國內ETF價格變動



權證資訊

| 權證代碼(*) | 收盤價 (越盾) | 漲跌 (%) | 成交量 | 到期的 天數 | 標的股 票之價 格 (越盾) | 權證理 論價格 (越盾) (**) | 與收盤價 的差異 (越盾) | 履約價 格(越盾) | 行使比 例 n:1 | 最後交易日 |
|----------|-------------|-----------|---------|-----------|-------------------------|----------------------------|---------------------|--------------|--------------|------------|
| CACB2302 | 450 | -8.2% | 254,210 | 66 | 22,000 | 305 | (145) | 22,000 | 4.0 | 30/11/2023 |
| CACB2303 | 560 | -9.7% | 254,540 | 126 | 22,000 | 369 | (191) | 22,500 | 4.0 | 29/01/2024 |
| CFPT2214 | 3,550 | -4.6% | 1,000 | 35 | 94,300 | 3,515 | (35) | 64,590 | 8.5 | 30/10/2023 |
| CFPT2303 | 2,600 | -12.8% | 960 | 43 | 94,300 | 2,523 | (77) | 73,080 | 8.5 | 07/11/2023 |
| CFPT2304 | 2,550 | -6.6% | 32,750 | 80 | 94,300 | 2,379 | (171) | 71,170 | 9.9 | 14/12/2023 |
| CFPT2305 | 3,220 | -5.6% | 19,080 | 203 | 94,300 | 2,843 | (377) | 67,210 | 9.9 | 15/04/2024 |
| CFPT2306 | 2,370 | -10.6% | 43,770 | 66 | 94,300 | 2,107 | (263) | 78,090 | 7.9 | 30/11/2023 |
| CFPT2307 | 2,570 | -7.9% | 31,610 | 126 | 94,300 | 2,070 | (500) | 79,070 | 7.9 | 29/01/2024 |
| CFPT2308 | 2,500 | -2.0% | 1,390 | 119 | 94,300 | 1,947 | (553) | 80,060 | 7.9 | 22/01/2024 |
| CFPT2309 | 2,900 | -3.3% | 380 | 220 | 94,300 | 2,109 | (791) | 80,060 | 7.9 | 02/05/2024 |
| CFPT2310 | 2,950 | 0.7% | 960 | 311 | 94,300 | 1,839 | (1,111) | 84,510 | 7.9 | 01/08/2024 |
| CFPT2311 | 1,500 | -16.7% | 7,020 | 171 | 94,300 | 945 | (555) | 88,960 | 9.9 | 14/03/2024 |
| CFPT2312 | 2,720 | 0.0% | 0 | 134 | 94,300 | 1,437 | (1,283) | 91,530 | 4.9 | 06/02/2024 |
| CHDB2301 | 430 | -6.5% | 32,330 | 31 | 17,400 | 275 | (155) | 16,830 | 3.5 | 26/10/2023 |
| CHDB2302 | 610 | -1.6% | 3,260 | 57 | 17,400 | 388 | (222) | 16,540 | 3.5 | 21/11/2023 |
| CHDB2303 | 620 | -4.6% | 13,900 | 87 | 17,400 | 295 | (325) | 17,500 | 3.5 | 21/12/2023 |
| CHDB2304 | 860 | 3.6% | 2,960 | 178 | 17,400 | 340 | (520) | 18,280 | 3.5 | 21/03/2024 |
| CHDB2305 | 730 | 1.4% | 20 | 150 | 17,400 | 282 | (448) | 18,470 | 3.5 | 22/02/2024 |
| CHDB2306 | 920 | 2.2% | 570 | 273 | 17,400 | 345 | (575) | 19,340 | 3.5 | 24/06/2024 |
| CHPG2227 | 2,930 | -17.0% | 10,780 | 35 | 26,000 | 2,803 | (127) | 20,500 | 2.0 | 30/10/2023 |
| CHPG2302 | 3,300 | -8.8% | 27,590 | 0 | 26,000 | 3,001 | (299) | 20,000 | 2.0 | 25/09/2023 |
| CHPG2306 | 2,030 | -16.1% | 28,110 | 43 | 26,000 | 2,041 | 11 | 20,000 | 3.0 | 07/11/2023 |
| CHPG2307 | 1,240 | -9.5% | 6,190 | 94 | 26,000 | 1,086 | (154) | 22,670 | 4.0 | 28/12/2023 |
| CHPG2308 | 1,110 | -21.8% | 16,640 | 31 | 26,000 | 1,024 | (86) | 22,110 | 4.0 | 26/10/2023 |
| CHPG2309 | 1,450 | -25.6% | 142,090 | 240 | 26,000 | 1,621 | 171 | 24,000 | 3.0 | 22/05/2024 |
| CHPG2310 | 740 | -30.8% | 136,850 | 3 | 26,000 | 697 | (43) | 23,220 | 4.0 | 28/09/2023 |
| CHPG2311 | 1,390 | -17.8% | 32,970 | 65 | 26,000 | 1,292 | (98) | 21,230 | 4.0 | 29/11/2023 |
| CHPG2312 | 1,050 | -21.1% | 7,470 | 94 | 26,000 | 903 | (147) | 23,780 | 4.0 | 28/12/2023 |
| CHPG2313 | 1,250 | -22.4% | 42,550 | 156 | 26,000 | 1,131 | (119) | 23,330 | 4.0 | 28/02/2024 |
| CHPG2314 | 2,880 | -17.5% | 40,240 | 155 | 26,000 | 2,871 | (9) | 21,450 | 2.0 | 27/02/2024 |
| CHPG2315 | 1,070 | -19.6% | 2,670 | 269 | 26,000 | 854 | (216) | 27,780 | 4.0 | 20/06/2024 |
| CHPG2316 | 1,250 | -13.2% | 17,240 | 360 | 26,000 | 926 | (324) | 28,890 | 4.0 | 19/09/2024 |
| CHPG2317 | 840 | -12.5% | 20,820 | 150 | 26,000 | 670 | (170) | 26,890 | 4.0 | 22/02/2024 |
| CHPG2318 | 730 | -28.4% | 27,490 | 179 | 26,000 | 535 | (195) | 29,220 | 4.0 | 22/03/2024 |
| CHPG2319 | 970 | -14.9% | 14,580 | 273 | 26,000 | 669 | (301) | 30,110 | 4.0 | 24/06/2024 |
| CHPG2320 | 1,270 | -24.9% | 32,690 | 80 | 26,000 | 896 | (374) | 27,000 | 2.0 | 14/12/2023 |
| CHPG2321 | 1,870 | -14.2% | 10,800 | 203 | 26,000 | 1,432 | (438) | 24,500 | 3.0 | 15/04/2024 |
| CHPG2322 | 2,690 | -7.2% | 2,900 | 294 | 26,000 | 1,435 | (1,255) | 30,000 | 2.0 | 15/07/2024 |
| CHPG2323 | 550 | -25.7% | 331,560 | 66 | 26,000 | 504 | (46) | 26,000 | 4.0 | 30/11/2023 |
| CHPG2324 | 640 | -23.8% | 62,840 | 100 | 26,000 | 622 | (18) | 26,000 | 4.0 | 03/01/2024 |
| CHPG2325 | 600 | -20.0% | 45,260 | 126 | 26,000 | 544 | (56) | 27,500 | 4.0 | 29/01/2024 |
| CHPG2326 | 850 | -19.8% | 136,570 | 220 | 26,000 | 777 | (73) | 27,500 | 4.0 | 02/05/2024 |
| CHPG2327 | 1,370 | -3.5% | 110 | 119 | 26,000 | 797 | (573) | 29,000 | 2.0 | 22/01/2024 |
| CHPG2328 | 1,900 | -28.8% | 1,220 | 220 | 26,000 | 1,374 | (526) | 28,500 | 2.0 | 02/05/2024 |
| CHPG2329 | 2,210 | -14.7% | 4,190 | 311 | 26,000 | 1,657 | (553) | 29,000 | 2.0 | 01/08/2024 |
| CHPG2330 | 940 | -9.6% | 42,190 | 171 | 26,000 | 526 | (414) | 31,000 | 3.0 | 14/03/2024 |
| CMBB2215 | 1,920 | -10.3% | 33,400 | 35 | 18,100 | 1,716 | (204) | 15,270 | 1.7 | 30/10/2023 |
| CMBB2304 | 600 | -10.5% | 23,840 | 3 | 18,100 | 599 | (1) | 13,010 | 8.5 | 28/09/2023 |
| CMBB2305 | 570 | -9.5% | 8,430 | 94 | 18,100 | 460 | (110) | 14,420 | 8.5 | 28/12/2023 |
| CMBB2306 | 1,780 | -10.6% | 22,840 | 240 | 18,100 | 1,634 | (146) | 16,970 | 1.7 | 22/05/2024 |
| CMBB2307 | 370 | -19.6% | 46,470 | 66 | 18,100 | 296 | (74) | 18,000 | 4.0 | 30/11/2023 |
| CMBB2308 | 440 | -20.0% | 30,640 | 126 | 18,100 | 350 | (90) | 18,500 | 4.0 | 29/01/2024 |
| CMBB2309 | 620 | -10.1% | 2,130 | 220 | 18,100 | 432 | (188) | 19,000 | 4.0 | 02/05/2024 |

本日報由富鑫證券股份有限公司研究部發佈，以上所有資訊乃源於可靠之消息來源，但由於證券市場瞬息萬變且受許多不可預測之因素影響，投資人應審慎投資、自負風險。

| | | | | | | | | | | |
|----------|-------|--------|---------|-----|--------|-------|-------|--------|------|------------|
| CMBB2310 | 1,020 | -13.6% | 20 | 119 | 18,100 | 577 | (443) | 19,000 | 2.0 | 22/01/2024 |
| CMBB2311 | 1,320 | -9.6% | 6,590 | 220 | 18,100 | 865 | (455) | 19,000 | 2.0 | 02/05/2024 |
| CMBB2312 | 1,470 | -12.0% | 90 | 311 | 18,100 | 981 | (489) | 19,500 | 2.0 | 01/08/2024 |
| CMBB2313 | 980 | -3.9% | 100 | 171 | 18,100 | 422 | (558) | 21,000 | 2.0 | 14/03/2024 |
| CMSN2301 | 400 | -52.4% | 8,210 | 31 | 70,300 | 170 | (230) | 73,980 | 10.0 | 26/10/2023 |
| CMSN2302 | 2,740 | -23.9% | 33,340 | 240 | 70,300 | 1,848 | (892) | 66,000 | 6.0 | 22/05/2024 |
| CMSN2303 | 30 | -90.6% | 40,140 | 3 | 70,300 | 0 | (30) | 78,000 | 10.0 | 28/09/2023 |
| CMSN2304 | 590 | -28.9% | 32,440 | 65 | 70,300 | 249 | (341) | 75,680 | 10.0 | 29/11/2023 |
| CMSN2305 | 970 | -20.5% | 10,770 | 156 | 70,300 | 461 | (509) | 76,790 | 10.0 | 28/02/2024 |
| CMSN2306 | 820 | -21.9% | 32,410 | 150 | 70,300 | 352 | (468) | 80,000 | 10.0 | 22/02/2024 |
| CMSN2307 | 1,290 | -9.8% | 210 | 273 | 70,300 | 511 | (779) | 83,000 | 10.0 | 24/06/2024 |
| CMSN2308 | 450 | -37.5% | 41,690 | 66 | 70,300 | 183 | (267) | 80,000 | 8.0 | 30/11/2023 |
| CMSN2309 | 610 | -28.2% | 15,290 | 126 | 70,300 | 240 | (370) | 85,000 | 8.0 | 29/01/2024 |
| CMSN2310 | 720 | -26.5% | 6,230 | 119 | 70,300 | 268 | (452) | 83,000 | 8.0 | 22/01/2024 |
| CMSN2311 | 1,250 | -12.6% | 1,960 | 311 | 70,300 | 553 | (697) | 88,500 | 8.0 | 01/08/2024 |
| CMSN2312 | 640 | -33.3% | 1,150 | 134 | 70,300 | 126 | (514) | 98,100 | 5.0 | 06/02/2024 |
| CMWG2215 | 740 | -24.5% | 28,870 | 35 | 51,000 | 710 | (30) | 44,570 | 9.9 | 30/10/2023 |
| CMWG2302 | 610 | -27.4% | 60,060 | 43 | 51,000 | 646 | 36 | 49,530 | 5.9 | 07/11/2023 |
| CMWG2303 | 960 | -15.0% | 960 | 3 | 51,000 | 1,009 | 49 | 31,030 | 19.8 | 28/09/2023 |
| CMWG2304 | 1,000 | -9.1% | 540 | 94 | 51,000 | 890 | (110) | 33,680 | 19.8 | 28/12/2023 |
| CMWG2305 | 4,650 | -12.3% | 34,120 | 240 | 51,000 | 4,235 | (415) | 35,660 | 4.0 | 22/05/2024 |
| CMWG2306 | 530 | -26.4% | 124,080 | 66 | 51,000 | 534 | 4 | 50,000 | 8.0 | 30/11/2023 |
| CMWG2307 | 740 | -17.8% | 186,330 | 126 | 51,000 | 716 | (24) | 50,000 | 8.0 | 29/01/2024 |
| CMWG2308 | 1,200 | -22.6% | 1,560 | 119 | 51,000 | 931 | (269) | 52,000 | 5.0 | 22/01/2024 |
| CMWG2309 | 1,520 | -7.9% | 4,160 | 220 | 51,000 | 1,151 | (369) | 54,000 | 5.0 | 02/05/2024 |
| CMWG2310 | 1,990 | -7.4% | 810 | 311 | 51,000 | 1,391 | (599) | 54,500 | 5.0 | 01/08/2024 |
| CMWG2311 | 630 | -58.8% | 10 | 134 | 51,000 | 883 | 253 | 58,900 | 3.0 | 06/02/2024 |
| CNVL2301 | 940 | -24.2% | 5,010 | 31 | 16,200 | 729 | (211) | 13,460 | 4.0 | 26/10/2023 |
| CNVL2302 | 780 | -25.7% | 5,900 | 57 | 16,200 | 345 | (435) | 16,330 | 4.0 | 21/11/2023 |
| CNVL2303 | 1,010 | -19.8% | 5,240 | 178 | 16,200 | 525 | (485) | 17,330 | 4.0 | 21/03/2024 |
| CNVL2304 | 1,320 | 0.8% | 1,260 | 88 | 16,200 | 524 | (796) | 15,560 | 4.0 | 22/12/2023 |
| CNVL2305 | 1,400 | -9.7% | 4,820 | 273 | 16,200 | 713 | (687) | 17,000 | 4.0 | 24/06/2024 |
| CPDR2301 | 2,340 | -15.2% | 12,630 | 31 | 22,800 | 2,153 | (187) | 14,220 | 4.0 | 26/10/2023 |
| CPDR2302 | 1,350 | -23.7% | 23,130 | 57 | 22,800 | 1,153 | (197) | 18,670 | 4.0 | 21/11/2023 |
| CPDR2303 | 1,610 | -20.3% | 14,790 | 178 | 22,800 | 1,252 | (358) | 19,890 | 4.0 | 21/03/2024 |
| CPDR2304 | 1,640 | -20.0% | 20,660 | 88 | 22,800 | 1,361 | (279) | 18,000 | 4.0 | 22/12/2023 |
| CPDR2305 | 1,850 | -18.5% | 12,120 | 273 | 22,800 | 1,400 | (450) | 20,220 | 4.0 | 24/06/2024 |
| CPOW2301 | 120 | -62.5% | 12,340 | 31 | 11,800 | 15 | (105) | 13,980 | 2.0 | 26/10/2023 |
| CPOW2302 | 390 | 0.0% | 0 | 57 | 11,800 | 37 | (353) | 14,330 | 2.0 | 21/11/2023 |
| CPOW2303 | 350 | 12.9% | 80 | 87 | 11,800 | 36 | (314) | 15,330 | 2.0 | 21/12/2023 |
| CPOW2304 | 330 | -23.3% | 12,710 | 178 | 11,800 | 83 | (247) | 16,330 | 2.0 | 21/03/2024 |
| CPOW2305 | 420 | -12.5% | 54,240 | 150 | 11,800 | 121 | (299) | 15,000 | 2.0 | 22/02/2024 |
| CPOW2306 | 630 | -7.4% | 220 | 273 | 11,800 | 194 | (436) | 16,000 | 2.0 | 24/06/2024 |
| CPOW2307 | 330 | -25.0% | 33,660 | 80 | 11,800 | 130 | (200) | 13,500 | 2.0 | 14/12/2023 |
| CPOW2308 | 440 | -12.0% | 29,340 | 203 | 11,800 | 245 | (195) | 12,000 | 5.0 | 15/04/2024 |
| CPOW2309 | 660 | -13.2% | 9,220 | 233 | 11,800 | 272 | (388) | 14,500 | 2.0 | 15/05/2024 |
| CPOW2310 | 980 | -19.7% | 60 | 119 | 11,800 | 307 | (673) | 14,000 | 1.0 | 22/01/2024 |
| CPOW2311 | 300 | -54.6% | 1,500 | 134 | 11,800 | 152 | (148) | 15,500 | 1.0 | 06/02/2024 |
| CSTB2225 | 6,200 | -2.4% | 18,340 | 35 | 31,650 | 5,602 | (598) | 20,500 | 2.0 | 30/10/2023 |
| CSTB2303 | 4,960 | -9.8% | 6,600 | 43 | 31,650 | 4,865 | (95) | 22,000 | 2.0 | 07/11/2023 |
| CSTB2304 | 740 | -21.3% | 23,990 | 31 | 31,650 | 710 | (30) | 28,670 | 5.0 | 26/10/2023 |
| CSTB2305 | 1,140 | -8.1% | 10,340 | 94 | 31,650 | 864 | (276) | 29,110 | 5.0 | 28/12/2023 |
| CSTB2306 | 2,700 | -26.0% | 20,710 | 240 | 31,650 | 2,777 | 77 | 30,000 | 2.0 | 22/05/2024 |
| CSTB2307 | 310 | -42.6% | 154,130 | 3 | 31,650 | 349 | 39 | 30,000 | 5.0 | 28/09/2023 |
| CSTB2308 | 1,030 | -16.3% | 13,730 | 65 | 31,650 | 953 | (77) | 27,800 | 5.0 | 29/11/2023 |
| CSTB2309 | 850 | -15.8% | 9,660 | 94 | 31,650 | 700 | (150) | 30,560 | 5.0 | 28/12/2023 |
| CSTB2310 | 1,080 | -12.2% | 7,740 | 156 | 31,650 | 894 | (186) | 30,330 | 5.0 | 28/02/2024 |
| CSTB2311 | 2,380 | -17.9% | 7,370 | 64 | 31,650 | 2,413 | 33 | 27,700 | 2.0 | 28/11/2023 |
| CSTB2312 | 1,230 | -8.9% | 200 | 269 | 31,650 | 877 | (353) | 33,330 | 5.0 | 20/06/2024 |

| | | | | | | | | | | |
|----------|-------|--------|---------|-----|--------|-------|---------|--------|------|------------|
| CSTB2313 | 1,290 | -2.3% | 1,710 | 360 | 31,650 | 886 | (404) | 35,560 | 5.0 | 19/09/2024 |
| CSTB2314 | 980 | -7.6% | 41,240 | 150 | 31,650 | 701 | (279) | 32,220 | 5.0 | 22/02/2024 |
| CSTB2315 | 840 | -14.3% | 57,880 | 179 | 31,650 | 610 | (230) | 34,330 | 5.0 | 22/03/2024 |
| CSTB2316 | 1,100 | -7.6% | 30 | 273 | 31,650 | 679 | (421) | 36,330 | 5.0 | 24/06/2024 |
| CSTB2317 | 1,410 | -13.0% | 23,240 | 80 | 31,650 | 1,194 | (216) | 30,000 | 3.0 | 14/12/2023 |
| CSTB2318 | 1,360 | -12.3% | 15,990 | 233 | 31,650 | 1,139 | (221) | 32,000 | 4.0 | 15/05/2024 |
| CSTB2319 | 980 | -7.6% | 71,590 | 203 | 31,650 | 764 | (216) | 27,000 | 9.0 | 15/04/2024 |
| CSTB2320 | 1,080 | -16.3% | 47,750 | 66 | 31,650 | 1,072 | (8) | 28,500 | 4.0 | 30/11/2023 |
| CSTB2321 | 1,240 | -13.9% | 95,310 | 126 | 31,650 | 1,205 | (35) | 29,000 | 4.0 | 29/01/2024 |
| CSTB2322 | 1,510 | -11.7% | 228,540 | 220 | 31,650 | 1,338 | (172) | 30,000 | 4.0 | 02/05/2024 |
| CSTB2323 | 1,400 | -14.1% | 168,580 | 119 | 31,650 | 1,183 | (217) | 29,000 | 4.0 | 22/01/2024 |
| CSTB2324 | 1,400 | -18.1% | 8,780 | 220 | 31,650 | 1,217 | (183) | 31,000 | 4.0 | 02/05/2024 |
| CSTB2325 | 1,650 | -14.1% | 41,160 | 311 | 31,650 | 1,382 | (268) | 31,500 | 4.0 | 01/08/2024 |
| CTCB2216 | 1,540 | -9.4% | 4,510 | 35 | 32,800 | 1,374 | (166) | 27,500 | 4.0 | 30/10/2023 |
| CTCB2302 | 2,700 | -12.1% | 51,230 | 240 | 32,800 | 2,566 | (134) | 27,000 | 3.0 | 22/05/2024 |
| CTCB2303 | 600 | -25.0% | 27,750 | 66 | 32,800 | 493 | (107) | 33,500 | 4.0 | 30/11/2023 |
| CTCB2304 | 850 | -14.1% | 10,900 | 126 | 32,800 | 615 | (235) | 34,500 | 4.0 | 29/01/2024 |
| CTCB2305 | 1,200 | -13.7% | 13,230 | 119 | 32,800 | 869 | (331) | 32,000 | 4.0 | 22/01/2024 |
| CTCB2306 | 1,750 | -2.2% | 16,130 | 220 | 32,800 | 1,153 | (597) | 32,000 | 4.0 | 02/05/2024 |
| CTCB2307 | 1,700 | -8.1% | 3,160 | 311 | 32,800 | 1,141 | (559) | 34,000 | 4.0 | 01/08/2024 |
| CTCB2308 | 950 | -5.0% | 25,180 | 171 | 32,800 | 719 | (231) | 37,000 | 3.0 | 14/03/2024 |
| CTPB2302 | 530 | -14.5% | 10,190 | 3 | 18,000 | 526 | (4) | 14,220 | 7.2 | 28/09/2023 |
| CTPB2303 | 560 | -3.5% | 7,780 | 94 | 18,000 | 375 | (185) | 15,810 | 7.2 | 28/12/2023 |
| CVHM2220 | 200 | -54.6% | 43,370 | 35 | 47,000 | 15 | (185) | 58,000 | 5.0 | 30/10/2023 |
| CVHM2301 | 70 | -75.0% | 33,370 | 31 | 47,000 | 11 | (59) | 56,880 | 8.0 | 26/10/2023 |
| CVHM2302 | 2,030 | -7.7% | 19,070 | 240 | 47,000 | 1,145 | (885) | 50,000 | 4.0 | 22/05/2024 |
| CVHM2303 | 40 | -82.6% | 7,020 | 3 | 47,000 | 0 | (40) | 59,890 | 8.0 | 28/09/2023 |
| CVHM2304 | 450 | -10.0% | 2,580 | 65 | 47,000 | 110 | (340) | 53,560 | 8.0 | 29/11/2023 |
| CVHM2305 | 410 | -19.6% | 40,120 | 156 | 47,000 | 174 | (236) | 57,780 | 8.0 | 28/02/2024 |
| CVHM2306 | 650 | 8.3% | 10 | 150 | 47,000 | 114 | (536) | 60,670 | 8.0 | 22/02/2024 |
| CVHM2307 | 600 | -13.0% | 12,110 | 273 | 47,000 | 225 | (375) | 62,670 | 8.0 | 24/06/2024 |
| CVHM2308 | 170 | -22.7% | 127,460 | 66 | 47,000 | 21 | (149) | 61,000 | 8.0 | 30/11/2023 |
| CVHM2309 | 190 | -13.6% | 236,520 | 126 | 47,000 | 70 | (120) | 62,000 | 8.0 | 29/01/2024 |
| CVHM2310 | 450 | -15.1% | 1,400 | 119 | 47,000 | 160 | (290) | 59,000 | 5.0 | 22/01/2024 |
| CVHM2311 | 1,220 | 0.0% | 0 | 311 | 47,000 | 505 | (715) | 60,500 | 5.0 | 01/08/2024 |
| CVHM2312 | 1,000 | -9.1% | 3,040 | 220 | 47,000 | 503 | (497) | 56,000 | 5.0 | 02/05/2024 |
| CVIB2302 | 1,720 | -12.7% | 10,120 | 240 | 19,050 | 1,268 | (452) | 19,150 | 1.7 | 22/05/2024 |
| CVIB2303 | 300 | -25.0% | 78,850 | 66 | 19,050 | 143 | (157) | 20,500 | 4.0 | 30/11/2023 |
| CVIC2301 | 500 | -29.6% | 14,570 | 31 | 46,500 | 15 | (485) | 53,980 | 8.0 | 26/10/2023 |
| CVIC2302 | 960 | -6.8% | 14,820 | 57 | 46,500 | 30 | (930) | 55,670 | 8.0 | 21/11/2023 |
| CVIC2303 | 1,000 | -16.7% | 2,440 | 87 | 46,500 | 41 | (959) | 57,780 | 8.0 | 21/12/2023 |
| CVIC2304 | 1,000 | -16.7% | 1,210 | 178 | 46,500 | 103 | (897) | 59,890 | 8.0 | 21/03/2024 |
| CVIC2305 | 890 | -4.3% | 2,330 | 150 | 46,500 | 63 | (827) | 61,110 | 8.0 | 22/02/2024 |
| CVIC2306 | 1,690 | 0.6% | 8,040 | 273 | 46,500 | 155 | (1,535) | 62,220 | 8.0 | 24/06/2024 |
| CVIC2307 | 700 | -16.7% | 44,440 | 66 | 46,500 | 18 | (682) | 58,500 | 8.0 | 30/11/2023 |
| CVNM2301 | 1,160 | -10.1% | 22,360 | 31 | 77,600 | 1,140 | (20) | 66,710 | 9.7 | 26/10/2023 |
| CVNM2302 | 730 | -12.1% | 8,770 | 3 | 77,600 | 792 | 62 | 69,940 | 9.7 | 28/09/2023 |
| CVNM2303 | 1,250 | -7.4% | 30,000 | 65 | 77,600 | 1,063 | (187) | 67,790 | 9.7 | 29/11/2023 |
| CVNM2304 | 1,590 | -2.5% | 20 | 156 | 77,600 | 1,091 | (499) | 68,760 | 9.7 | 28/02/2024 |
| CVNM2305 | 1,410 | -2.8% | 2,130 | 150 | 77,600 | 905 | (505) | 71,020 | 9.7 | 22/02/2024 |
| CVNM2306 | 1,770 | 1.7% | 10 | 273 | 77,600 | 926 | (844) | 73,170 | 9.7 | 24/06/2024 |
| CVNM2307 | 850 | -9.6% | 70,970 | 66 | 77,600 | 567 | (283) | 75,000 | 8.0 | 30/11/2023 |
| CVNM2308 | 2,090 | 2.0% | 4,060 | 220 | 77,600 | 1,396 | (694) | 69,000 | 8.0 | 02/05/2024 |
| CVNM2309 | 1,140 | -19.7% | 170 | 134 | 77,600 | 522 | (618) | 82,000 | 5.0 | 06/02/2024 |
| CVPB2301 | 310 | -11.4% | 520 | 0 | 20,400 | 152 | (158) | 19,800 | 4.0 | 25/09/2023 |
| CVPB2303 | 340 | 0.0% | 14,820 | 3 | 20,400 | 289 | (51) | 15,780 | 16.0 | 28/09/2023 |
| CVPB2304 | 400 | -13.0% | 29,110 | 94 | 20,400 | 235 | (165) | 17,000 | 16.0 | 28/12/2023 |
| CVPB2305 | 1,720 | -8.5% | 9,530 | 203 | 20,400 | 1,194 | (526) | 18,000 | 3.0 | 15/04/2024 |
| CVPB2306 | 1,170 | -26.0% | 35,660 | 80 | 20,400 | 796 | (374) | 20,000 | 2.0 | 14/12/2023 |

| | | | | | | | | | | |
|----------|-------|--------|---------|-----|--------|-------|---------|--------|-----|------------|
| CVPB2307 | 350 | -23.9% | 123,290 | 66 | 20,400 | 202 | (148) | 21,500 | 4.0 | 30/11/2023 |
| CVPB2308 | 480 | -15.8% | 87,000 | 126 | 20,400 | 279 | (201) | 22,000 | 4.0 | 29/01/2024 |
| CVPB2309 | 690 | -8.0% | 20,390 | 220 | 20,400 | 381 | (309) | 22,500 | 4.0 | 02/05/2024 |
| CVPB2310 | 1,310 | 0.0% | 0 | 119 | 20,400 | 621 | (689) | 21,500 | 2.0 | 22/01/2024 |
| CVPB2311 | 1,840 | -7.1% | 4,000 | 220 | 20,400 | 1,150 | (690) | 20,500 | 2.0 | 02/05/2024 |
| CVPB2312 | 2,310 | 0.0% | 0 | 311 | 20,400 | 1,275 | (1,035) | 21,000 | 2.0 | 01/08/2024 |
| CVPB2313 | 860 | 0.0% | 10 | 134 | 20,400 | 282 | (578) | 24,400 | 2.0 | 06/02/2024 |
| CVRE2221 | 90 | -71.0% | 82,530 | 35 | 26,600 | 21 | (69) | 32,500 | 4.0 | 30/10/2023 |
| CVRE2302 | 210 | -12.5% | 5,580 | 31 | 26,600 | 103 | (107) | 28,670 | 5.0 | 26/10/2023 |
| CVRE2303 | 2,290 | 0.9% | 630 | 240 | 26,600 | 1,449 | (841) | 25,000 | 3.0 | 22/05/2024 |
| CVRE2304 | 10 | -95.2% | 56,550 | 3 | 26,600 | 0 | (10) | 30,000 | 5.0 | 28/09/2023 |
| CVRE2305 | 520 | -5.5% | 34,360 | 65 | 26,600 | 319 | (201) | 27,110 | 5.0 | 29/11/2023 |
| CVRE2306 | 590 | -14.5% | 1,510 | 156 | 26,600 | 360 | (230) | 29,330 | 5.0 | 28/02/2024 |
| CVRE2307 | 500 | -16.7% | 70 | 150 | 26,600 | 290 | (210) | 30,330 | 5.0 | 22/02/2024 |
| CVRE2308 | 830 | 0.0% | 130 | 273 | 26,600 | 428 | (402) | 31,330 | 5.0 | 24/06/2024 |
| CVRE2309 | 190 | -26.9% | 154,090 | 66 | 26,600 | 156 | (34) | 29,000 | 6.0 | 30/11/2023 |
| CVRE2310 | 280 | -17.7% | 18,130 | 126 | 26,600 | 220 | (60) | 30,000 | 6.0 | 29/01/2024 |
| CVRE2311 | 710 | -1.4% | 560 | 119 | 26,600 | 386 | (324) | 29,000 | 4.0 | 22/01/2024 |
| CVRE2312 | 1,040 | -17.5% | 3,010 | 220 | 26,600 | 755 | (285) | 27,500 | 4.0 | 02/05/2024 |
| CVRE2313 | 1,300 | 0.0% | 0 | 311 | 26,600 | 740 | (560) | 29,500 | 4.0 | 01/08/2024 |
| CVRE2314 | 400 | -25.9% | 720 | 134 | 26,600 | 197 | (203) | 34,100 | 3.0 | 06/02/2024 |

(*) 歐式交易方式，以現金交易

(**) PHS 採用 Black-Scholes 估價方式

期投資股

| 股票代碼 | 證券所 | 現時價格 | 目標價* | 報告日 | 預期 2023 年 盈利 (十億越盾) | PE Forward | PB Forward |
|------|-------|--------|---------|-----------|---------------------------|---------------|---------------|
| POW | HOSE | 11,800 | 14,800 | 9/22/2023 | 1,817 | 23.6 | 1.1 |
| VPB | HOSE | 20,400 | 24,400 | 9/21/2023 | 14,007 | 11.8 | 1.0 |
| ANV | HOSE | 38,250 | 44,600 | 9/20/2023 | 574 | 10.3 | 1.7 |
| SAB | HOSE | 76,000 | 175,900 | 9/11/2023 | 4,552 | 25.9 | 4.5 |
| BSR | UPCOM | 21,163 | 20,200 | 8/30/2023 | 7,288 | 8.7 | 1.1 |
| VNM | HOSE | 77,600 | 73,100 | 8/25/2023 | 9,365 | 16.3 | 4.9 |
| MSH | HOSE | 44,000 | 49,350 | 8/23/2023 | 270 | 13.7 | 2.0 |
| DPR | HOSE | 63,900 | 88,000 | 8/18/2023 | 302 | 10.4 | 1.1 |
| GAS | HOSE | 89,500 | 111,000 | 8/17/2023 | 13,268 | 16.2 | 3.2 |
| DGW | HOSE | 54,000 | 50,800 | 8/14/2023 | 440 | 18.8 | 3.1 |
| STK | HOSE | 34,300 | 39,050 | 8/9/2023 | 152 | 24.2 | 1.9 |
| IDC | HNX | 46,500 | 48,527 | 8/3/2023 | 48,527 | 6.1 | 2.8 |
| PNJ | HOSE | 79,800 | 89,000 | 8/3/2023 | 1,729 | 12.2 | 3.0 |
| NT2 | HOSE | 25,200 | 32,500 | 8/2/2023 | 671 | 13.9 | 2.1 |
| STB | HOSE | 31,650 | 38,000 | 7/14/2023 | 7,259 | 9.9 | 1.6 |
| TCM | HOSE | 48,000 | 52,300 | 7/6/2023 | 211 | 20.4 | 2.1 |
| PLX | HOSE | 37,500 | 45,100 | 7/5/2023 | 3,513 | 18.3 | 2.5 |
| ACB | HOSE | 22,000 | 25,400 | 6/30/2023 | 14,955 | 6.6 | 1.3 |
| VCB | HOSE | 89,300 | 131,270 | 6/13/2023 | 36,911 | 16.8 | 3.6 |
| BID | HOSE | 45,100 | 57,956 | 6/13/2023 | 23,019 | 12.7 | 2.3 |
| CTG | HOSE | 29,800 | 39,700 | 6/13/2023 | 19,121 | 10.0 | 1.5 |
| MBB | HOSE | 18,100 | 27,200 | 6/13/2023 | 21,242 | 5.8 | 1.2 |
| HDB | HOSE | 17,400 | 23,170 | 6/13/2023 | 10,216 | 6.2 | 1.3 |
| TCB | HOSE | 32,800 | 47,270 | 6/13/2023 | 21,351 | 7.8 | 1.2 |

本日報由富鑫證券股份有限公司研究部發佈，以上所有資訊乃源於可靠之消息來源，但由於證券市場瞬息萬變且受許多不可預測之因素影響，投資人應審慎投資、自負風險。

| | | | | | | | |
|-----|-------|---------|---------|------------|--------|-------|-----|
| TPB | HOSE | 18,000 | 24,000 | 6/13/2023 | 6,732 | 5.7 | 1.0 |
| OCB | HOSE | 13,450 | 22,700 | 6/13/2023 | 4,354 | 7.2 | 1.1 |
| VIB | HOSE | 19,050 | 29,300 | 6/13/2023 | 9,378 | 6.6 | 1.5 |
| LPB | HOSE | 13,600 | 18,800 | 6/13/2023 | 4,925 | 6.6 | 1.1 |
| MSB | HOSE | 13,500 | 21,900 | 6/13/2023 | 4,803 | 9.1 | 1.4 |
| SHB | HOSE | 11,000 | 15,600 | 6/13/2023 | 8,035 | 6.0 | 0.9 |
| DHG | HOSE | 116,000 | 111,600 | 6/13/2023 | 1,061 | 13.8 | 3.0 |
| IMP | HOSE | 68,100 | 68,000 | 6/13/2023 | 286 | 15.9 | 2.2 |
| GEG | HOSE | 14,000 | 18,800 | 6/13/2023 | 208 | 46.5 | 1.7 |
| QTP | UPCOM | 15,612 | 23,900 | 6/13/2023 | 1,300 | 8.3 | 1.6 |
| PVS | HNX | 35,600 | 30,700 | 6/13/2023 | 1,059 | 16.8 | 1.2 |
| MPC | UPCOM | 19,816 | 19,200 | 6/13/2023 | 597 | 12.9 | 1.3 |
| FMC | HOSE | 48,100 | 50,700 | 6/13/2023 | 314 | 10.5 | 1.4 |
| VHM | HOSE | 47,000 | 83,100 | 6/13/2023 | 29,034 | 12.5 | 2.3 |
| NLG | HOSE | 33,700 | 38,400 | 6/13/2023 | 642 | 22.9 | 1.4 |
| KDH | HOSE | 31,500 | 36,500 | 6/13/2023 | 1,363 | 19.1 | 1.9 |
| VRE | HOSE | 26,600 | 39,700 | 6/13/2023 | 3,345 | 26.9 | 2.6 |
| KBC | HOSE | 31,700 | 32,000 | 6/13/2023 | 2,073 | 11.9 | 1.3 |
| MWG | HOSE | 51,000 | 50,000 | 6/13/2023 | 2,325 | 33.3 | 3.0 |
| FRT | HOSE | 86,500 | 85,000 | 6/13/2023 | 107 | 111.1 | 6.6 |
| HPG | HOSE | 26,000 | 35,400 | 6/13/2023 | 7,698 | 16.6 | 1.2 |
| SBT | HOSE | 14,400 | 16,700 | 6/13/2023 | 827 | 15.7 | 1.1 |
| PVI | HNX | 49,000 | 47,002 | 12/19/2022 | 996 | 13.8 | 1.3 |
| BMI | HOSE | 25,150 | 25,190 | 12/19/2022 | 427 | 9.0 | 1.0 |
| BVH | HOSE | 42,200 | 70,900 | 12/19/2022 | 2,967 | 17.7 | 2.3 |
| VHC | HOSE | 78,000 | 69,000 | 12/19/2022 | 1,510 | 8.4 | 1.5 |
| SZC | HOSE | 35,950 | 42,700 | 12/19/2022 | 585 | 7.5 | 2.6 |
| GVR | HOSE | 20,350 | 29,755 | 12/19/2022 | 5,521 | 27.8 | 2.1 |
| LHG | HOSE | 31,000 | 42,250 | 12/19/2022 | 653 | 3.5 | 1.2 |
| PVT | HOSE | 26,350 | 26,900 | 12/19/2022 | 831 | 14.1 | 1.2 |
| TRA | HOSE | 86,000 | 117,400 | 12/19/2022 | 349 | 13.9 | 2.8 |

資料來源: PHFM 收集

*若除權交易日發生在報告日後將影響目標價

分析師認證

這份報告由 Pham Quang Chuong - 富鑫證券股份公司研究員製作。負責籌備本研究報告之全部或部份內容之研究分析師、策略分析師、研究人員以茲聲明，任何研究分析師、策略分析師、研究人員在於本研究報告所提出之觀點，皆精確反映出其對於該發行機構與證券之個人意見。各研究分析師、策略分析師、研究人員均保證，其報酬在過去與未來，絕對沒有任何一部分是直接或間接與研究分析師、策略分析師、研究人員在此研究報告中所呈現之特定推薦或觀點有關。

評等指標定義

加碼= 預估其未來之潛在上漲空間大於10%。

觀望= 預估其未來之潛在漲跌空間將在下上10%之間。

減碼= 預估其未來之潛在下跌空間大於10%。

未評等= 本股票並不在富鑫證券之評等涵蓋範圍，或者尚未上市。

績效表現根據12個月的總回報(包含股息)所評定。

富鑫證券股份公司

地址：21st Floor, Phu My Hung Building, 08 Hoang Van Thai Street, Tan Phu Ward, District 7, HCMC.

電話號碼：(84-28) 5 413 5479

傳真號碼：+84 28 5413 5473

胡志明市

富美興交易室

地址：Ground Floor CR2-08, 107 Ton Dat Tien Street, Tan Phu Ward, District 7, HCMC

電話號碼：(84-28) 5 413 5478

傳真號碼：+84 28 5413 5473

Tan Binh 分行

地址：Park Legend Building, 251 Hoang Van Thu, Ward 2, Tan Binh District

電話號碼：(84-28) 3813 2401

傳真號碼：(84-28) 3813 2415

第三郡分行

地址：Floor 2, Phuong Nam Building
157 Vo Thi Sau Street, District 3

電話號碼：(84-28) 382 08068

傳真號碼：(84-28) 3820 8206

第一郡分行

地址：Floor 10, 1003A, Ruby Building, 81-83-83B-85 Ham Nghi Street, Nguyen Thai Binh Ward, District 1.

電話號碼：(84-28) 3 535 6060

傳真號碼：(84-28) 3 535 2912

河內市

Ha Noi 分行

地址：Floor 5. Vinafor Building 127 Lo Duc St Hai Ba Trung District, Hanoi

電話號碼：(84-24) 3 933 4566

傳真號碼：(84-24) 3 933 4820

Thanh Xuan 分行

地址：Floor 5. UDIC Complex Building N04 Hoang Dao Thuy, Trung Hoa Ward, Cau Giay District, HaNoi.

電話號碼：(84-24) 6 250 9999

傳真號碼：(84-24) 6 250 6666

海防市

海防分行

地址：Floor 2. Eliteco Building

18 Tran Hung Dao Street, Hong Bang District, Hai Phong

電話號碼：(84-225) 384 1810

傳真號碼：(84-225) 384 1801