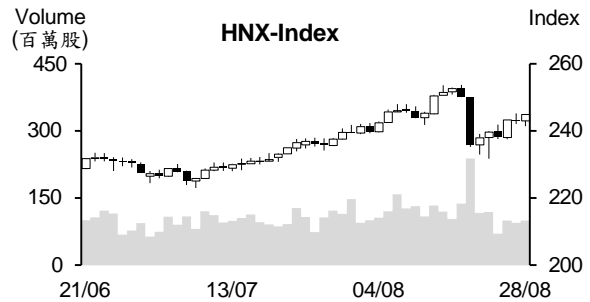
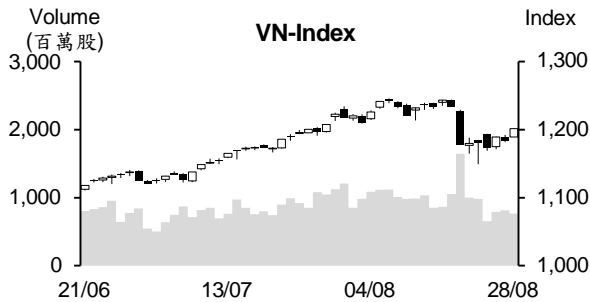


## 越股行情

| 28/08/2023  | HOSE          |               | VN30          |              | HNX           |               |
|-------------|---------------|---------------|---------------|--------------|---------------|---------------|
| 收盤價         | 1,201.72      | 1.55%         | 1,213.40      | 1.63%        | 244.88        | 0.82%         |
| 成交股數(百萬股)   | <b>883.13</b> | <b>-1.17%</b> | <b>228.11</b> | <b>9.70%</b> | <b>120.80</b> | <b>23.13%</b> |
| 撮合股數(百萬股)   | <b>763.82</b> | <b>-6.00%</b> | <b>188.03</b> | <b>0.68%</b> | <b>99.69</b>  | <b>5.09%</b>  |
| 與最近20日之平均比較 | 989.03        | -22.77%       | 251.12        | -25.13%      | 121.29        | -17.80%       |
| 成交值(十億越盾)   | <b>19,828</b> | <b>-2.62%</b> | <b>7,598</b>  | <b>8.19%</b> | <b>2,149</b>  | <b>18.16%</b> |
| 撮合成交值(十億越盾) | <b>17,203</b> | <b>-7.09%</b> | <b>6,583</b>  | <b>2.57%</b> | <b>1,752</b>  | <b>-1.04%</b> |
| 與最近20日之平均比較 | 20,650        | -16.69%       | 7,917         | -16.85%      | 2,080         | -15.76%       |
| 上漲家數        | 419           | 73%           | 28            | 93%          | 110           | 47%           |
| 下跌家數        | 90            | 16%           | 0             | 0%           | 74            | 31%           |
| 持平家數        | 62            | 11%           | 2             | 7%           | 51            | 22%           |



## 市場概況

美股於上周五上漲，激勵今日亞洲股市普遍上揚。VN 指數在大部分族群上揚之帶動下一路走升並重新站回 1,200 點關卡，大盤終場以當天最高點作收，來到 1,201.7 點(+1.55%)。銀行、不動產、鋼鐵、證券及零售類股紛紛上漲，為今日指數上漲之主要推手。整體來看，今日 HOSE 上漲檔數增加至 419 (佔 73%)；HNX 指數亦收紅，來到 244.8 點(+0.81%)。外資在上週五大幅拋售後今日已轉為加碼。

## 技術分析

今日 VN 指數反彈，惟量能萎縮至低於最近二十日平均成交量，透露市場投資氣氛偏向謹慎。指數遭到 MA20 壓力及 -DI 在 +DI 之上，預期短線盤勢面臨下挫壓力仍未排除，今日盤勢僅是反彈。然平滑異同移動平均線 (MACD) 與相對強弱指標 (RSI) 回升，支持本周盤勢之反彈可望延續，反彈價位目標為 1,213 點 (MA20)；河內部分，HNX 指數今日突破 MA20，加上相對強弱指標 (RSI) 提升至 56，顯示指數反彈動能增強，預期指數將向上測試 252 點 (原高點)。整體而言，短線盤勢面臨修正壓力仍未排除，操作上建議投資人應限制追價買進以避免盤勢動盪之風險。

**建議股名單: BVS (加碼)**

**觀察股名單: VDS、STK**

(請參考第 2 頁)

## 當日調整股名單

| 次號 | 股票代碼 | 評等 | 評等日      | 現時價格 | 買入區間 | 持股表現 | 目標價 | 預期獲利 | 停損價  | 預期損失  | 備註              |
|----|------|----|----------|------|------|------|-----|------|------|-------|-----------------|
| 1  | BVS  | 加碼 | 29/08/23 | 27.2 | 27.2 | 0.0% | 31  | 14%  | 25.7 | -5.5% | BVS 有機會展開新上升走勢。 |

| 次號 | 股票代碼 | 評等   | 評等日      | 現時價格 | 支撐/壓力     | 停損   | 技術指標  |
|----|------|------|----------|------|-----------|------|---|
| 1  | VDS  | 觀察買進 | 29/08/23 | 16.5 | 18.7-19.7 | 15.5 | 今日 VDS 帶量上揚 (大紅棒高出上周五之大黑棒) + 守穩在 MA50 之上 □ 預期該股上升走勢仍在延續且 可望突破 16.8 點。 |
| 2  | STK  | 觀察買進 | 29/08/23 | 31.6 | 35-37     | 30   | STK 在測底後帶量上揚 □ 預期該股在測試 MA50 後可望恢復上升走勢並突破 32.3 點。                      |

## 投資組合部位

| 次號 | 股票代碼 | 評等 | 評等日      | 現時價格  | 買入區間  | 持股表現 | 目標價  | 預期獲利  | 停損價  | 預期損失  | 備註 |
|----|------|----|----------|-------|-------|------|------|-------|------|-------|----|
| 1  | BWE  | 加碼 | 08/08/23 | 47.1  | 46.3  | 1.7% | 55.8 | 20.5% | 44.3 | -4.3% |    |
| 2  | PTB  | 加碼 | 23/08/23 | 56.2  | 54.1  | 3.9% | 64   | 18.3% | 51.2 | -5%   |    |
| 3  | SAB  | 加碼 | 25/08/23 | 156.3 | 153.5 | 1.8% | 170  | 10.7% | 150  | -2%   |    |
| 4  | DHG  | 加碼 | 28/08/23 | 116.3 | 115.7 | 0.5% | 140  | 21.0% | 113  | -2%   |    |

### 今年前八個月 FDI 執行資金創下歷史新高

投資計畫部外國投資局消息指出，今年前八個月 FDI 註冊資金近 181.5 億美元，較去年同期增長 8.2%，較今年前七個月之 3.7% 增幅明顯提升。另外，FDI 執行資金較去年同期亦成長 1.3% 至約 131 億美元。

國際資金湧入越南 18 個領域。其中，工業-製造業吸引最多 FDI 資金，來到 130 億美元 (增長 14.7%)，佔整體 FDI 註冊資金的近 67.8%。其次為不動產領域，其註冊資金縮減 47.2% 至 17.6 億多美元，佔整體 FDI 註冊資金的逾 9.7%。

工業-製造的新 FDI 案件與增資項目占最多，分別佔 FDI 新批及增資的 31.2% 及 56.5%。批發及零售的 FDI 合資及購買股份則最多，佔整體 FDI 註冊資金的 42.4%。

今年前八個月新加坡為越南最大投資來源國，其註冊資金較去年同期萎縮逾 21.2% 至 38.3 億多美元 (佔整體 FDI 註冊資金的 21.2%)。中國的新 FDI 案件數量最多 (佔整體新 FDI 案件的 20.7%)。韓國的 FDI 增資項目及購買股份次數則最多，分別佔 27.6% 及 28.7%。

### 美元在黑市大幅上漲，Vietcombank 將美元賣出價格調升至 1 美元 24,200 越盾

8 月 28 日越南國家銀行 (SBV) 之中心匯率為 1 美元 23,898 越盾，較 25 日上漲 18 越盾。以 5% 漲跌幅度，匯率區間為 22,762 - 25,158 越盾。較多銀行將美元價格調升。8 月 28 日 Vietcombank 的匯率為 23,830 - 24,200 越盾 (較 25 日上升 50 越盾)，為今年初以來之最高，較去年底上漲 450 越盾 (上漲近 2%)。VietinBank 的匯率為 23,796 - 24,216 越盾 (較 25 日買進價格上漲 11 越盾，賣出價下跌 29 越盾)。整體來看，這兩家銀行已將美元價格調升至今年初以來之最高。

在黑市，美元買進價格上漲 170 越盾至 24,070 越盾，賣出價格亦上漲 130 越盾至 24,130 越盾。目前銀行的美元賣出價格較黑市高出 40-100 越盾，買進價格則較黑市低 200-270 越盾。越

### 南大米出口價格為全球最高

據越南食品協會之統計數據顯示，8 月 25 日越南大米出口價格為全球最高。其中，5% 碎米之出口價格為每噸 638 美元、25% 碎米之出口價格為每噸 623 美元。泰國之 5% 碎米價格僅為每噸 628 美元。

資料來源：Vietstock

### **PCE 將發放現金股息 (比率為 30%)，PCE 股價大幅上漲**

據中越石油化學品及肥料股份公司 (HNX：PCE) 之公佈，除權交易日為 2023 年 8 月 30 日。公司計劃將於 2023 年 10 月 2 日發放 2022 年現金股息 (比率為 30%)。以 1,000 萬流通股來計算，預期這次 PCE 支付的股息金額為 300 億越盾。

目前富美肥料股份公司 (HoSE：DPM) 持有 750 萬 PCE 股 (持股率為 75%)。因此，這次 DPM 將收到 225 億越盾之股息。

### **在 HOSE 上市後，SIP 已公佈股票股利及紅利股 (比率為 100%) 方案**

據西貢 VRG 投資股份公司 (HOSE：SIP) 之公佈，除權交易日為 2023 年 9 月 7 日。公司計劃將發放 2022 年第三次股利 (比率為 100:45)。以逾 9,090 萬流通股來計算，公司計劃將發行 4,090 萬多股來發放股利。另外，SIP 亦計畫以 100:55 之比率發放紅利股。預期 SIP 註冊資本將由 9,090 億越盾增加至 1.818 兆多越盾。

SIP 已發放 2022 年第一次及第二次現金股息，比率分別為 10% 及 35%。總計，這兩次支付的股息金額為 4,090 億多越盾。

### **ADG 解散計算機程式設計之附屬公司**

Clever Group 股份公司 (HOSE：ADG) 剛通過有關將於 2023 年 8 月 25 日解散 Techcen 股份公司 (ADG 持股率為 29%) 之決議，但 ADG 未提及原因。

另外，ADG 董事會亦通過有關在獲證管會核准後將於 2023 年第三季以每股 10,000 越盾之價格發行 64,100 ESOP 股 (比率為 0.3%) 之方案。其 ESOP 股將受一年轉讓之限制。

資料來源：Cafef、Vietstock

市場統計  
撮合統計

推升指數的前五名股票

| HOSE |             |         |           | HNX  |              |         |           |
|------|-------------|---------|-----------|------|--------------|---------|-----------|
| 股票代碼 | 收盤價<br>(越盾) | 漲跌<br>% | 影響指數<br>% | 股票代碼 | 收盤價<br>(VND) | 漲跌<br>% | 影響指數<br>% |
| VNM  | 77,900      | 4.01%   | 0.13%     | HUT  | 26,800       | 6.35%   | 0.18%     |
| HPG  | 26,850      | 3.47%   | 0.11%     | SHS  | 17,300       | 2.37%   | 0.11%     |
| VIC  | 64,700      | 1.89%   | 0.10%     | KSV  | 26,000       | 4.00%   | 0.07%     |
| VCB  | 87,000      | 0.93%   | 0.09%     | PVS  | 33,500       | 0.90%   | 0.05%     |
| FPT  | 94,000      | 3.75%   | 0.09%     | IDC  | 46,000       | 0.88%   | 0.04%     |

拖累指數的前五名股票

| HOSE |             |         |           | HNX  |             |         |           |
|------|-------------|---------|-----------|------|-------------|---------|-----------|
| 股票代碼 | 收盤價<br>(越盾) | 漲跌<br>% | 影響指數<br>% | 股票代碼 | 收盤價<br>(越盾) | 漲跌<br>% | 影響指數<br>% |
| BHN  | 43,000      | -1.15%  | 0.00%     | THD  | 36,000      | -1.37%  | -0.06%    |
| DMC  | 67,500      | -4.39%  | 0.00%     | PVI  | 48,500      | -1.62%  | -0.06%    |
| VSH  | 45,300      | -0.88%  | 0.00%     | HTP  | 26,500      | -2.93%  | -0.02%    |
| CLL  | 35,050      | -5.40%  | 0.00%     | DTK  | 10,900      | -0.91%  | -0.02%    |
| S4A  | 32,000      | -4.76%  | 0.00%     | KSF  | 40,100      | -0.50%  | -0.02%    |

前五名成交量

| HOSE |             |         |            | HNX  |             |         |             |
|------|-------------|---------|------------|------|-------------|---------|-------------|
| 股票代碼 | 收盤價<br>(越盾) | 漲跌<br>% | 成交量<br>(股) | 股票代碼 | 收盤價<br>(越盾) | 漲跌<br>% | 成交量<br>(千股) |
| NVL  | 20,000      | 3.09%   | 33,674,899 | SHS  | 17,300      | 2.37%   | 22,863,191  |
| VIX  | 18,750      | 3.02%   | 32,161,185 | CEO  | 26,200      | 0.38%   | 15,099,470  |
| SSI  | 32,450      | 0.78%   | 26,973,007 | HUT  | 26,800      | 6.35%   | 7,186,448   |
| DXG  | 22,100      | 5.24%   | 26,863,895 | IDJ  | 7,300       | -2.67%  | 5,918,745   |
| GEX  | 22,950      | 4.79%   | 26,505,894 | APS  | 9,000       | -5.26%  | 5,401,131   |

前五名成交值

| HOSE |             |         |               | HNX  |             |         |               |
|------|-------------|---------|---------------|------|-------------|---------|---------------|
| 股票代碼 | 收盤價<br>(越盾) | 漲跌<br>% | 成交值<br>(十億越盾) | 股票代碼 | 收盤價<br>(越盾) | 漲跌<br>% | 成交值<br>(十億越盾) |
| VIC  | 64,700      | 1.89%   | 1,092.6       | SHS  | 17,300      | 2.37%   | 390.3         |
| SSI  | 32,450      | 0.78%   | 874.7         | CEO  | 26,200      | 0.38%   | 390.2         |
| NVL  | 20,000      | 3.09%   | 666.5         | HUT  | 26,800      | 6.35%   | 191.2         |
| HPG  | 26,850      | 3.47%   | 605.8         | PVS  | 33,500      | 0.90%   | 116.5         |
| GEX  | 22,950      | 4.79%   | 599.4         | IDC  | 46,000      | 0.88%   | 76.6          |

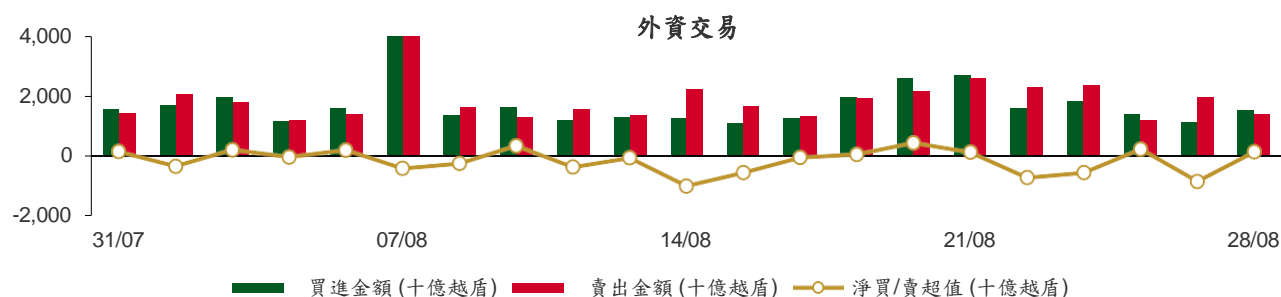
議價交易

前五名股

| HOSE |            |               | HNX  |            |               |
|------|------------|---------------|------|------------|---------------|
| 股票代碼 | 成交量<br>(股) | 成交值<br>(十億越盾) | 股票代碼 | 成交量<br>(股) | 成交值<br>(十億越盾) |
| EIB  | 25,834,000 | 595.25        | SHS  | 13,480,000 | 206.24        |
| MSB  | 22,510,010 | 305.73        | HUT  | 5,100,000  | 124.17        |
| SSB  | 7,300,040  | 207.19        | PMC  | 400,000    | 28.28         |
| VJC  | 2,007,910  | 194.77        | DNP  | 965,400    | 22.84         |
| HDB  | 8,067,127  | 131.09        | VCS  | 90,000     | 5.49          |

## 外資交易行情 (股票)

| 證交所       | 買進成交量<br>(百萬股) | 買進金額<br>(十億越盾)  | 賣出成交量<br>(百萬股) | 賣出金額<br>(十億越盾)  | 淨買/賣成<br>交量<br>(百萬股) | 淨買/賣超值<br>(十億越盾) |
|-----------|----------------|-----------------|----------------|-----------------|----------------------|------------------|
| HOSE      | 45.16          | 1,484.43        | 44.00          | 1,348.48        | 1.15                 | 135.94           |
| HNX       | 1.29           | 29.30           | 1.43           | 40.75           | (0.14)               | (11.45)          |
| <b>總計</b> | <b>46.45</b>   | <b>1,513.73</b> | <b>45.44</b>   | <b>1,389.23</b> | <b>1.01</b>          | <b>124.49</b>    |



| 前五名買進 |             |            |               |      |             |            |               |
|-------|-------------|------------|---------------|------|-------------|------------|---------------|
| HOSE  |             |            | HNX           |      |             |            |               |
| 股票代碼  | 收盤價<br>(越盾) | 成交量<br>(股) | 成交值<br>(十億越盾) | 股票代碼 | 收盤價<br>(越盾) | 成交量<br>(股) | 成交值<br>(十億越盾) |
| VNM   | 77,900      | 2,076,818  | 160.61        | CEO  | 26,200      | 408,233    | 10.56         |
| DGC   | 83,800      | 1,514,600  | 124.77        | IDC  | 46,000      | 138,403    | 6.37          |
| DXG   | 22,100      | 3,998,600  | 86.28         | TIG  | 11,600      | 432,400    | 4.91          |
| VIC   | 64,700      | 1,120,000  | 72.93         | BVS  | 27,200      | 171,300    | 4.63          |
| VCB   | 87,000      | 810,218    | 70.38         | SHS  | 17,300      | 62,500     | 1.07          |

| 前五名賣出 |             |            |               |      |             |            |               |
|-------|-------------|------------|---------------|------|-------------|------------|---------------|
| HOSE  |             |            | HNX           |      |             |            |               |
| 股票代碼  | 收盤價<br>(越盾) | 成交量<br>(股) | 成交值<br>(十億越盾) | 股票代碼 | 收盤價<br>(越盾) | 成交量<br>(股) | 成交值<br>(十億越盾) |
| MWG   | 51,700      | 2,902,200  | 148.94        | THD  | 36,000      | 424,469    | 15.29         |
| VPB   | 20,300      | 5,983,695  | 121.05        | CEO  | 26,200      | 350,000    | 9.04          |
| VNM   | 77,900      | 1,040,045  | 80.39         | IDC  | 46,000      | 131,900    | 6.07          |
| SSI   | 32,450      | 2,333,226  | 75.49         | TNG  | 18,900      | 133,008    | 2.50          |
| VCB   | 87,000      | 849,511    | 73.75         | PVS  | 33,500      | 73,600     | 2.46          |

| 前五名淨買超 |             |              |                |      |             |              |                |
|--------|-------------|--------------|----------------|------|-------------|--------------|----------------|
| HOSE   |             |              | HNX            |      |             |              |                |
| 股票代碼   | 收盤價<br>(越盾) | 淨買成交量<br>(股) | 淨買超值<br>(十億越盾) | 股票代碼 | 收盤價<br>(越盾) | 淨買成交量<br>(股) | 淨買超值<br>(十億越盾) |
| DGC    | 83,800      | 1,456,675    | 120.00         | TIG  | 11,600      | 432,300      | 4.91           |
| DXG    | 22,100      | 3,941,855    | 85.06          | BVS  | 27,200      | 171,300      | 4.63           |
| VNM    | 77,900      | 1,036,773    | 80.22          | CEO  | 26,200      | 58,233       | 1.53           |
| KDC    | 64,600      | 991,200      | 64.29          | SHS  | 17,300      | 54,700       | 0.93           |
| FRT    | 80,800      | 555,381      | 43.93          | IDC  | 46,000      | 6,503        | 0.30           |

前五名淨賣超

| HOSE |             |              |                |
|------|-------------|--------------|----------------|
| 股票代碼 | 收盤價<br>(越盾) | 淨賣成交量<br>(股) | 淨賣超值<br>(十億越盾) |
| VPB  | 20,300      | (5,201,195)  | (105.17)       |
| MWG  | 51,700      | (1,871,394)  | (96.15)        |
| CTG  | 31,150      | (2,003,149)  | (62.42)        |
| SSI  | 32,450      | (1,862,766)  | (60.26)        |
| DPM  | 36,250      | (1,122,900)  | (40.65)        |

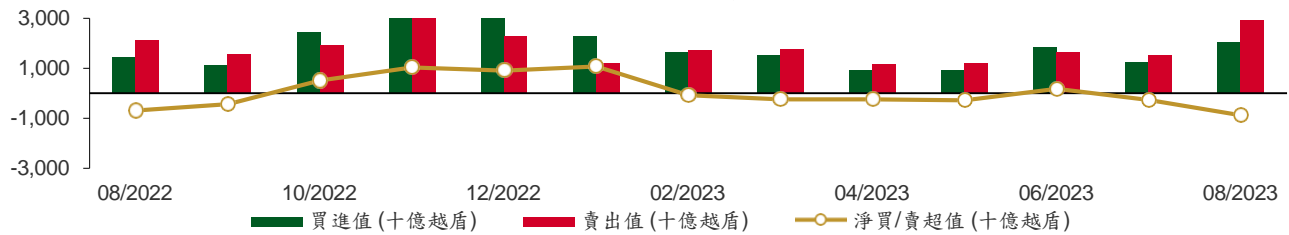
| HNX  |             |              |                |
|------|-------------|--------------|----------------|
| 股票代碼 | 收盤價<br>(越盾) | 淨賣成交量<br>(股) | 淨賣超值<br>(十億越盾) |
| THD  | 36,000      | (424,469)    | (15.29)        |
| TNG  | 18,900      | (132,308)    | (2.49)         |
| DTD  | 27,800      | (69,900)     | (1.93)         |
| PVS  | 33,500      | (47,900)     | (1.60)         |
| NVB  | 14,400      | (102,000)    | (1.46)         |

ETF 交易

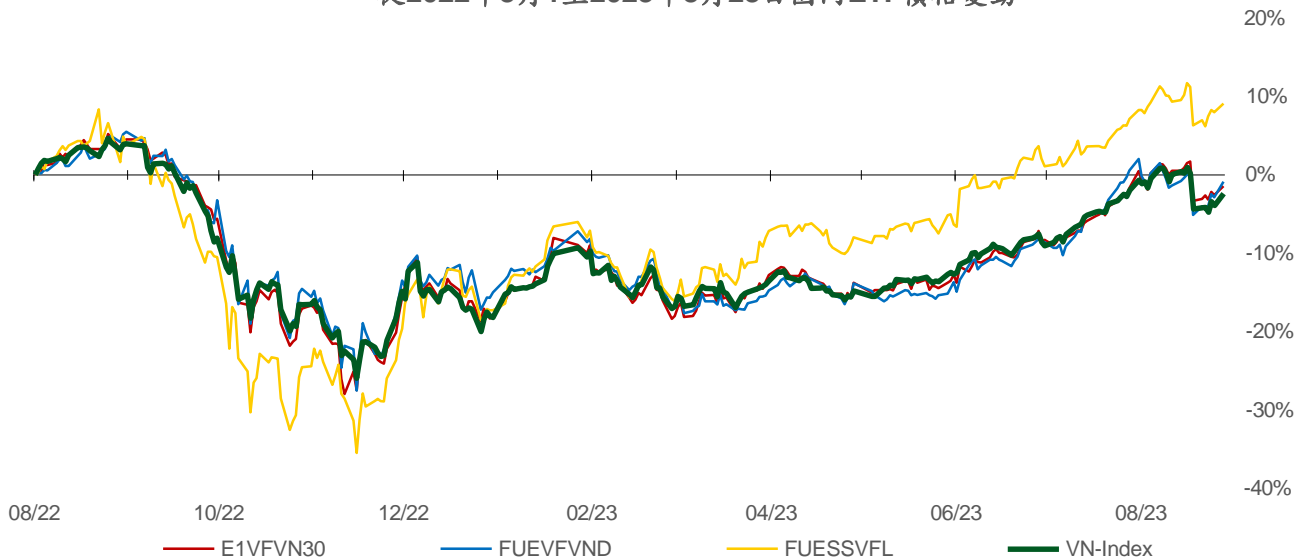
| 價格統計      |             |           |                  |               |
|-----------|-------------|-----------|------------------|---------------|
| ETF 代碼    | 收盤價<br>(越盾) | 漲跌<br>(%) | 成交量<br>(股)       | 成交值<br>(十億越盾) |
| E1VFN30   | 20,800      | 1.2%      | 1,091,619        | 22.62         |
| FUEMAV30  | 14,360      | 1.6%      | 4,600            | 0.07          |
| FUESSV30  | 14,750      | 0.1%      | 10,249           | 0.15          |
| FUESSV50  | 18,490      | -1.4%     | 14,800           | 0.28          |
| FUESSVFL  | 18,930      | 1.0%      | 754,805          | 14.26         |
| FUEVFND   | 26,120      | 2.0%      | 2,187,566        | 56.69         |
| FUEVN100  | 15,900      | 1.3%      | 98,250           | 1.55          |
| FUEIP100  | 8,770       | 2.0%      | 200              | 0.00          |
| FUEKIV30  | 7,980       | 2.2%      | 48,800           | 0.39          |
| FUEDCMID  | 10,460      | 1.4%      | 9,300            | 0.10          |
| FUEKIVFS  | 10,730      | 0.9%      | 49,100           | 0.52          |
| FUEMAVND  | 10,920      | 1.4%      | 50,200           | 0.55          |
| FUEFCV50  | 15,430      | -7.0%     | 1,103            | 0.02          |
| FUEBFVND  | 12,510      | 0.0%      | 0                | 0.00          |
| <b>總計</b> |             |           | <b>4,320,592</b> | <b>97.19</b>  |

| 外資交易      |                |                |                |
|-----------|----------------|----------------|----------------|
| ETF 代碼    | 買進金額<br>(十億越盾) | 賣出金額<br>(十億越盾) | 淨超值<br>(十億越盾)  |
| E1VFN30   | 14.96          | 19.97          | (5.01)         |
| FUEMAV30  | 0.06           | 0.00           | 0.06           |
| FUESSV30  | 0.08           | 0.04           | 0.04           |
| FUESSV50  | 0.01           | 0.00           | 0.01           |
| FUESSVFL  | 5.25           | 13.88          | (8.64)         |
| FUEVFND   | 22.48          | 55.31          | (32.83)        |
| FUEVN100  | 0.47           | 1.20           | (0.73)         |
| FUEIP100  | 0.00           | 0.00           | 0.00           |
| FUEKIV30  | 0.19           | 0.19           | 0.00           |
| FUEDCMID  | 0.01           | 0.06           | (0.05)         |
| FUEKIVFS  | 0.27           | 0.26           | 0.01           |
| FUEMAVND  | 0.55           | 0.54           | 0.00           |
| FUEFCV50  | 0.00           | 0.00           | 0.00           |
| FUEBFVND  | 0.00           | 0.00           | 0.00           |
| <b>總計</b> | <b>44.33</b>   | <b>91.46</b>   | <b>(47.14)</b> |

國內ETF交易



從2022年8月1至2023年8月28日國內ETF價格變動



## 權證資訊

| 權證代碼 (*) | 收盤價<br>(越盾) | 漲跌<br>(%) | 成交量     | 到期的<br>天數 | 標的股票<br>之價格<br>(越盾) | 權證理<br>論價格<br>(越盾)<br>(**) | 與收盤<br>價的差<br>異(越<br>盾) | 履約價<br>格(越盾) | 行使<br>比例<br>n:1 | 到期日        |
|----------|-------------|-----------|---------|-----------|---------------------|----------------------------|-------------------------|--------------|-----------------|------------|
| CACB2208 | 1,220       | 0.8%      | 19,460  | 2         | 22,050              | 1,246                      | 26                      | 17,940       | 3.3             | 30/08/2023 |
| CACB2302 | 570         | 1.8%      | 29,580  | 94        | 22,050              | 370                        | (200)                   | 22,000       | 4.0             | 30/11/2023 |
| CACB2303 | 680         | 0.0%      | 17,210  | 154       | 22,050              | 421                        | (259)                   | 22,500       | 4.0             | 29/01/2024 |
| CFPT2210 | 2,070       | 25.5%     | 9,700   | 1         | 94,000              | 2,062                      | (8)                     | 76,480       | 8.5             | 29/08/2023 |
| CFPT2213 | 3,510       | 9.3%      | 900     | 2         | 94,000              | 3,612                      | 102                     | 63,310       | 8.5             | 30/08/2023 |
| CFPT2214 | 3,580       | 11.5%     | 1,170   | 63        | 94,000              | 3,494                      | (86)                    | 64,590       | 8.5             | 30/10/2023 |
| CFPT2303 | 2,460       | 20.0%     | 36,790  | 71        | 94,000              | 2,506                      | 46                      | 73,080       | 8.5             | 07/11/2023 |
| CFPT2304 | 2,720       | 10.1%     | 22,460  | 108       | 94,000              | 2,364                      | (356)                   | 71,170       | 9.9             | 14/12/2023 |
| CFPT2305 | 3,490       | 6.7%      | 2,190   | 231       | 94,000              | 2,830                      | (660)                   | 67,210       | 9.9             | 15/04/2024 |
| CFPT2306 | 2,470       | 18.8%     | 90,010  | 94        | 94,000              | 2,103                      | (367)                   | 78,090       | 7.9             | 30/11/2023 |
| CFPT2307 | 2,620       | 14.9%     | 26,460  | 154       | 94,000              | 2,076                      | (544)                   | 79,070       | 7.9             | 29/01/2024 |
| CFPT2308 | 2,750       | 34.1%     | 1,210   | 147       | 94,000              | 1,956                      | (794)                   | 80,060       | 7.9             | 22/01/2024 |
| CFPT2309 | 2,540       | 0.0%      | 0       | 248       | 94,000              | 2,119                      | (421)                   | 80,060       | 7.9             | 02/05/2024 |
| CFPT2310 | 2,910       | 0.0%      | 13,540  | 339       | 94,000              | 1,856                      | (1,054)                 | 84,510       | 7.9             | 01/08/2024 |
| CHDB2301 | 400         | 0.0%      | 11,890  | 59        | 16,300              | 169                        | (231)                   | 16,830       | 3.5             | 26/10/2023 |
| CHDB2302 | 550         | 1.9%      | 8,630   | 85        | 16,300              | 252                        | (298)                   | 16,540       | 3.5             | 21/11/2023 |
| CHDB2303 | 550         | 1.9%      | 1,650   | 115       | 16,300              | 195                        | (355)                   | 17,500       | 3.5             | 21/12/2023 |
| CHDB2304 | 770         | 0.0%      | 90      | 206       | 16,300              | 240                        | (530)                   | 18,280       | 3.5             | 21/03/2024 |
| CHDB2305 | 690         | 1.5%      | 10      | 178       | 16,300              | 194                        | (496)                   | 18,470       | 3.5             | 22/02/2024 |
| CHDB2306 | 840         | 1.2%      | 580     | 301       | 16,300              | 252                        | (588)                   | 19,340       | 3.5             | 24/06/2024 |
| CHPG2226 | 3,530       | 9.0%      | 20,780  | 2         | 26,850              | 3,676                      | 146                     | 19,500       | 2.0             | 30/08/2023 |
| CHPG2227 | 3,480       | 12.3%     | 13,520  | 63        | 26,850              | 3,284                      | (196)                   | 20,500       | 2.0             | 30/10/2023 |
| CHPG2302 | 3,480       | 10.8%     | 110     | 28        | 26,850              | 3,448                      | (32)                    | 20,000       | 2.0             | 25/09/2023 |
| CHPG2306 | 2,380       | 9.2%      | 26,170  | 71        | 26,850              | 2,357                      | (23)                    | 20,000       | 3.0             | 07/11/2023 |
| CHPG2307 | 1,580       | 9.0%      | 44,080  | 122       | 26,850              | 1,318                      | (262)                   | 22,670       | 4.0             | 28/12/2023 |
| CHPG2308 | 1,350       | 8.9%      | 13,390  | 59        | 26,850              | 1,279                      | (71)                    | 22,110       | 4.0             | 26/10/2023 |
| CHPG2309 | 1,720       | 7.5%      | 128,540 | 268       | 26,850              | 1,885                      | 165                     | 24,000       | 3.0             | 22/05/2024 |
| CHPG2310 | 1,020       | 14.6%     | 13,930  | 31        | 26,850              | 970                        | (50)                    | 23,220       | 4.0             | 28/09/2023 |
| CHPG2311 | 1,680       | 8.4%      | 40,510  | 93        | 26,850              | 1,534                      | (146)                   | 21,230       | 4.0             | 29/11/2023 |
| CHPG2312 | 1,340       | 5.5%      | 510     | 122       | 26,850              | 1,130                      | (210)                   | 23,780       | 4.0             | 28/12/2023 |
| CHPG2313 | 1,640       | 6.5%      | 440     | 184       | 26,850              | 1,345                      | (295)                   | 23,330       | 4.0             | 28/02/2024 |
| CHPG2314 | 3,230       | 9.1%      | 36,200  | 183       | 26,850              | 3,316                      | 86                      | 21,450       | 2.0             | 27/02/2024 |
| CHPG2315 | 1,440       | 5.1%      | 10      | 297       | 26,850              | 1,024                      | (416)                   | 27,780       | 4.0             | 20/06/2024 |
| CHPG2316 | 1,610       | 2.5%      | 90      | 388       | 26,850              | 1,086                      | (524)                   | 28,890       | 4.0             | 19/09/2024 |
| CHPG2317 | 1,180       | 5.4%      | 90      | 178       | 26,850              | 856                        | (324)                   | 26,890       | 4.0             | 22/02/2024 |
| CHPG2318 | 1,060       | 7.1%      | 28,940  | 207       | 26,850              | 696                        | (364)                   | 29,220       | 4.0             | 22/03/2024 |
| CHPG2319 | 1,300       | 5.7%      | 49,720  | 301       | 26,850              | 821                        | (479)                   | 30,110       | 4.0             | 24/06/2024 |
| CHPG2320 | 1,840       | 7.0%      | 6,710   | 108       | 26,850              | 1,296                      | (544)                   | 27,000       | 2.0             | 14/12/2023 |
| CHPG2321 | 2,100       | 8.8%      | 9,060   | 231       | 26,850              | 1,697                      | (403)                   | 24,500       | 3.0             | 15/04/2024 |
| CHPG2322 | 2,790       | 7.3%      | 4,150   | 322       | 26,850              | 1,740                      | (1,050)                 | 30,000       | 2.0             | 15/07/2024 |
| CHPG2323 | 730         | 14.1%     | 123,910 | 94        | 26,850              | 724                        | (6)                     | 26,000       | 4.0             | 30/11/2023 |
| CHPG2324 | 870         | 17.6%     | 80,220  | 128       | 26,850              | 828                        | (42)                    | 26,000       | 4.0             | 03/01/2024 |
| CHPG2325 | 740         | 13.8%     | 11,180  | 154       | 26,850              | 727                        | (13)                    | 27,500       | 4.0             | 29/01/2024 |
| CHPG2326 | 1,010       | 11.0%     | 49,440  | 248       | 26,850              | 951                        | (59)                    | 27,500       | 4.0             | 02/05/2024 |
| CHPG2327 | 1,600       | 22.1%     | 10      | 147       | 26,850              | 1,129                      | (471)                   | 29,000       | 2.0             | 22/01/2024 |
| CHPG2328 | 2,300       | 0.0%      | 0       | 248       | 26,850              | 1,705                      | (595)                   | 28,500       | 2.0             | 02/05/2024 |
| CHPG2329 | 2,720       | 0.0%      | 0       | 339       | 26,850              | 1,977                      | (743)                   | 29,000       | 2.0             | 01/08/2024 |
| CMBB2211 | 20          | 0.0%      | 283,320 | 1         | 18,200              | 0                          | (20)                    | 22,900       | 3.4             | 29/08/2023 |
| CMBB2214 | 2,230       | 1.4%      | 530     | 2         | 18,200              | 2,225                      | (5)                     | 14,420       | 1.7             | 30/08/2023 |
| CMBB2215 | 2,100       | 1.0%      | 2,350   | 63        | 18,200              | 1,841                      | (259)                   | 15,270       | 1.7             | 30/10/2023 |
| CMBB2304 | 680         | -1.4%     | 460     | 31        | 18,200              | 614                        | (66)                    | 13,010       | 8.5             | 28/09/2023 |
| CMBB2305 | 710         | 0.0%      | 0       | 122       | 18,200              | 482                        | (228)                   | 14,420       | 8.5             | 28/12/2023 |
| CMBB2306 | 1,850       | 2.2%      | 10,720  | 268       | 18,200              | 1,745                      | (105)                   | 16,970       | 1.7             | 22/05/2024 |
| CMBB2307 | 480         | 4.3%      | 10,510  | 94        | 18,200              | 365                        | (115)                   | 18,000       | 4.0             | 30/11/2023 |



|          |       |        |         |     |        |       |       |         |      |            |
|----------|-------|--------|---------|-----|--------|-------|-------|---------|------|------------|
| CMBB2308 | 550   | 3.8%   | 10,530  | 154 | 18,200 | 406   | (144) | 18,500  | 4.0  | 29/01/2024 |
| CMBB2309 | 660   | 0.0%   | 11,720  | 248 | 18,200 | 478   | (182) | 19,000  | 4.0  | 02/05/2024 |
| CMBB2310 | 1,390 | 0.0%   | 0       | 147 | 18,200 | 686   | (704) | 19,000  | 2.0  | 22/01/2024 |
| CMBB2311 | 1,420 | -2.7%  | 500     | 248 | 18,200 | 957   | (463) | 19,000  | 2.0  | 02/05/2024 |
| CMBB2312 | 1,840 | 0.0%   | 0       | 339 | 18,200 | 1,064 | (776) | 19,500  | 2.0  | 01/08/2024 |
| CMSN2215 | 10    | -50.0% | 33,830  | 2   | 80,700 | 0     | (10)  | 102,000 | 10.0 | 30/08/2023 |
| CMSN2301 | 1,140 | 3.6%   | 33,730  | 59  | 80,700 | 893   | (247) | 73,980  | 10.0 | 26/10/2023 |
| CMSN2302 | 3,720 | 1.6%   | 11,340  | 268 | 80,700 | 3,207 | (513) | 66,000  | 6.0  | 22/05/2024 |
| CMSN2303 | 640   | 0.0%   | 24,270  | 31  | 80,700 | 504   | (136) | 78,000  | 10.0 | 28/09/2023 |
| CMSN2304 | 1,270 | 3.3%   | 7,810   | 93  | 80,700 | 898   | (372) | 75,680  | 10.0 | 29/11/2023 |
| CMSN2305 | 1,640 | 2.5%   | 200     | 184 | 80,700 | 1,088 | (552) | 76,790  | 10.0 | 28/02/2024 |
| CMSN2306 | 1,450 | 2.1%   | 13,280  | 178 | 80,700 | 911   | (539) | 80,000  | 10.0 | 22/02/2024 |
| CMSN2307 | 1,800 | 1.7%   | 1,190   | 301 | 80,700 | 1,056 | (744) | 83,000  | 10.0 | 24/06/2024 |
| CMSN2308 | 1,170 | -1.7%  | 5,050   | 94  | 80,700 | 830   | (340) | 80,000  | 8.0  | 30/11/2023 |
| CMSN2309 | 1,200 | -4.0%  | 4,210   | 154 | 80,700 | 790   | (410) | 85,000  | 8.0  | 29/01/2024 |
| CMSN2310 | 1,290 | 0.0%   | 0       | 147 | 80,700 | 866   | (424) | 83,000  | 8.0  | 22/01/2024 |
| CMSN2311 | 2,110 | 0.0%   | 0       | 339 | 80,700 | 1,152 | (958) | 88,500  | 8.0  | 01/08/2024 |
| CMWG2214 | 550   | 12.2%  | 38,850  | 2   | 51,700 | 570   | 20    | 46,060  | 9.9  | 30/08/2023 |
| CMWG2215 | 950   | 5.6%   | 11,170  | 63  | 51,700 | 829   | (121) | 44,570  | 9.9  | 30/10/2023 |
| CMWG2302 | 900   | 7.1%   | 39,570  | 71  | 51,700 | 859   | (41)  | 49,530  | 5.9  | 07/11/2023 |
| CMWG2303 | 1,120 | -0.9%  | 4,590   | 31  | 51,700 | 1,047 | (73)  | 31,030  | 19.8 | 28/09/2023 |
| CMWG2304 | 1,040 | 0.0%   | 11,870  | 122 | 51,700 | 932   | (108) | 33,680  | 19.8 | 28/12/2023 |
| CMWG2305 | 4,890 | 4.5%   | 27,840  | 268 | 51,700 | 4,449 | (441) | 35,660  | 4.0  | 22/05/2024 |
| CMWG2306 | 790   | 6.8%   | 52,350  | 94  | 51,700 | 676   | (114) | 50,000  | 8.0  | 30/11/2023 |
| CMWG2307 | 910   | 8.3%   | 65,620  | 154 | 51,700 | 837   | (73)  | 50,000  | 8.0  | 29/01/2024 |
| CMWG2308 | 1,490 | 0.0%   | 0       | 147 | 51,700 | 1,121 | (369) | 52,000  | 5.0  | 22/01/2024 |
| CMWG2309 | 1,950 | 0.0%   | 0       | 248 | 51,700 | 1,313 | (637) | 54,000  | 5.0  | 02/05/2024 |
| CMWG2310 | 2,340 | 0.0%   | 0       | 339 | 51,700 | 1,542 | (798) | 54,500  | 5.0  | 01/08/2024 |
| CNVL2301 | 1,880 | 1.6%   | 20,460  | 59  | 20,000 | 1,661 | (219) | 13,460  | 4.0  | 26/10/2023 |
| CNVL2302 | 1,360 | 12.4%  | 1,410   | 85  | 20,000 | 1,087 | (273) | 16,330  | 4.0  | 21/11/2023 |
| CNVL2303 | 1,640 | -1.2%  | 2,300   | 206 | 20,000 | 1,174 | (466) | 17,330  | 4.0  | 21/03/2024 |
| CNVL2304 | 1,680 | 6.3%   | 5,140   | 116 | 20,000 | 1,293 | (387) | 15,560  | 4.0  | 22/12/2023 |
| CNVL2305 | 1,840 | 4.5%   | 2,980   | 301 | 20,000 | 1,378 | (462) | 17,000  | 4.0  | 24/06/2024 |
| CPDR2301 | 2,150 | 3.4%   | 18,980  | 59  | 22,500 | 2,091 | (59)  | 14,220  | 4.0  | 26/10/2023 |
| CPDR2302 | 1,370 | 3.8%   | 29,260  | 85  | 22,500 | 1,163 | (207) | 18,670  | 4.0  | 21/11/2023 |
| CPDR2303 | 1,710 | 2.4%   | 10,600  | 206 | 22,500 | 1,257 | (453) | 19,890  | 4.0  | 21/03/2024 |
| CPDR2304 | 1,640 | 3.1%   | 3,960   | 116 | 22,500 | 1,358 | (282) | 18,000  | 4.0  | 22/12/2023 |
| CPDR2305 | 1,970 | 2.1%   | 8,120   | 301 | 22,500 | 1,397 | (573) | 20,220  | 4.0  | 24/06/2024 |
| CPOW2301 | 350   | 9.4%   | 11,890  | 59  | 12,700 | 146   | (204) | 13,980  | 2.0  | 26/10/2023 |
| CPOW2302 | 380   | 2.7%   | 3,750   | 85  | 12,700 | 170   | (210) | 14,330  | 2.0  | 21/11/2023 |
| CPOW2303 | 370   | 23.3%  | 13,110  | 115 | 12,700 | 135   | (235) | 15,330  | 2.0  | 21/12/2023 |
| CPOW2304 | 700   | 22.8%  | 19,540  | 206 | 12,700 | 191   | (509) | 16,330  | 2.0  | 21/03/2024 |
| CPOW2305 | 670   | 3.1%   | 16,610  | 178 | 12,700 | 272   | (398) | 15,000  | 2.0  | 22/02/2024 |
| CPOW2306 | 920   | 3.4%   | 20      | 301 | 12,700 | 345   | (575) | 16,000  | 2.0  | 24/06/2024 |
| CPOW2307 | 730   | -1.4%  | 15,570  | 108 | 12,700 | 343   | (387) | 13,500  | 2.0  | 14/12/2023 |
| CPOW2308 | 720   | 1.4%   | 4,480   | 231 | 12,700 | 372   | (348) | 12,000  | 5.0  | 15/04/2024 |
| CPOW2309 | 1,070 | -1.8%  | 2,010   | 261 | 12,700 | 471   | (599) | 14,500  | 2.0  | 15/05/2024 |
| CPOW2310 | 1,380 | 3.8%   | 170     | 147 | 12,700 | 692   | (688) | 14,000  | 1.0  | 22/01/2024 |
| CSTB2224 | 5,770 | 4.5%   | 48,680  | 2   | 31,650 | 5,826 | 56    | 20,000  | 2.0  | 30/08/2023 |
| CSTB2225 | 5,760 | 3.4%   | 132,320 | 63  | 31,650 | 5,628 | (132) | 20,500  | 2.0  | 30/10/2023 |
| CSTB2303 | 5,130 | 6.4%   | 6,670   | 71  | 31,650 | 4,911 | (219) | 22,000  | 2.0  | 07/11/2023 |
| CSTB2304 | 960   | 7.9%   | 29,410  | 59  | 31,650 | 809   | (151) | 28,670  | 5.0  | 26/10/2023 |
| CSTB2305 | 1,230 | 7.0%   | 1,540   | 122 | 31,650 | 938   | (292) | 29,110  | 5.0  | 28/12/2023 |
| CSTB2306 | 3,550 | 4.1%   | 31,270  | 268 | 31,650 | 2,907 | (643) | 30,000  | 2.0  | 22/05/2024 |
| CSTB2307 | 640   | 16.4%  | 55,960  | 31  | 31,650 | 519   | (121) | 30,000  | 5.0  | 28/09/2023 |
| CSTB2308 | 1,220 | 4.3%   | 17,000  | 93  | 31,650 | 1,028 | (192) | 27,800  | 5.0  | 29/11/2023 |
| CSTB2309 | 1,050 | 7.1%   | 5,200   | 122 | 31,650 | 779   | (271) | 30,560  | 5.0  | 28/12/2023 |
| CSTB2310 | 1,250 | 4.2%   | 94,390  | 184 | 31,650 | 957   | (293) | 30,330  | 5.0  | 28/02/2024 |

|          |       |        |         |     |        |       |         |        |     |            |
|----------|-------|--------|---------|-----|--------|-------|---------|--------|-----|------------|
| CSTB2311 | 2,720 | 11.0%  | 9,280   | 92  | 31,650 | 2,598 | (122)   | 27,700 | 2.0 | 28/11/2023 |
| CSTB2312 | 1,460 | 5.8%   | 10      | 297 | 31,650 | 928   | (532)   | 33,330 | 5.0 | 20/06/2024 |
| CSTB2313 | 1,550 | 4.0%   | 3,020   | 388 | 31,650 | 931   | (619)   | 35,560 | 5.0 | 19/09/2024 |
| CSTB2314 | 1,140 | 3.6%   | 70      | 178 | 31,650 | 768   | (372)   | 32,220 | 5.0 | 22/02/2024 |
| CSTB2315 | 1,060 | 5.0%   | 28,040  | 207 | 31,650 | 672   | (388)   | 34,330 | 5.0 | 22/03/2024 |
| CSTB2316 | 1,250 | 5.9%   | 30      | 301 | 31,650 | 730   | (520)   | 36,330 | 5.0 | 24/06/2024 |
| CSTB2317 | 1,900 | 5.0%   | 24,260  | 108 | 31,650 | 1,332 | (568)   | 30,000 | 3.0 | 14/12/2023 |
| CSTB2318 | 1,640 | 0.0%   | 1,690   | 261 | 31,650 | 1,208 | (432)   | 32,000 | 4.0 | 15/05/2024 |
| CSTB2319 | 1,020 | 3.0%   | 60,370  | 231 | 31,650 | 792   | (228)   | 27,000 | 9.0 | 15/04/2024 |
| CSTB2320 | 1,300 | 8.3%   | 8,390   | 94  | 31,650 | 1,172 | (128)   | 28,500 | 4.0 | 30/11/2023 |
| CSTB2321 | 1,430 | 5.9%   | 6,750   | 154 | 31,650 | 1,288 | (142)   | 29,000 | 4.0 | 29/01/2024 |
| CSTB2322 | 1,620 | 4.5%   | 8,400   | 248 | 31,650 | 1,406 | (214)   | 30,000 | 4.0 | 02/05/2024 |
| CSTB2323 | 1,500 | 10.3%  | 5,160   | 147 | 31,650 | 1,267 | (233)   | 29,000 | 4.0 | 22/01/2024 |
| CSTB2324 | 1,600 | 23.1%  | 252,900 | 248 | 31,650 | 1,286 | (314)   | 31,000 | 4.0 | 02/05/2024 |
| CSTB2325 | 1,830 | 3.4%   | 10,840  | 339 | 31,650 | 1,442 | (388)   | 31,500 | 4.0 | 01/08/2024 |
| CTCB2212 | 20    | 100.0% | 114,540 | 1   | 34,000 | 0     | (20)    | 44,000 | 4.0 | 29/08/2023 |
| CTCB2215 | 1,830 | 1.7%   | 70      | 2   | 34,000 | 1,876 | 46      | 26,500 | 4.0 | 30/08/2023 |
| CTCB2216 | 1,890 | -3.1%  | 6,730   | 63  | 34,000 | 1,710 | (180)   | 27,500 | 4.0 | 30/10/2023 |
| CTCB2302 | 3,380 | 5.6%   | 19,420  | 268 | 34,000 | 2,954 | (426)   | 27,000 | 3.0 | 22/05/2024 |
| CTCB2303 | 940   | 3.3%   | 5,470   | 94  | 34,000 | 766   | (174)   | 33,500 | 4.0 | 30/11/2023 |
| CTCB2304 | 1,120 | 3.7%   | 7,500   | 154 | 34,000 | 854   | (266)   | 34,500 | 4.0 | 29/01/2024 |
| CTCB2305 | 1,480 | 0.0%   | 0       | 147 | 34,000 | 1,143 | (337)   | 32,000 | 4.0 | 22/01/2024 |
| CTCB2306 | 1,880 | -0.5%  | 50      | 248 | 34,000 | 1,408 | (472)   | 32,000 | 4.0 | 02/05/2024 |
| CTCB2307 | 1,990 | 0.0%   | 0       | 339 | 34,000 | 1,372 | (618)   | 34,000 | 4.0 | 01/08/2024 |
| CTPB2302 | 660   | 1.5%   | 9,390   | 31  | 19,000 | 668   | 8       | 14,220 | 7.2 | 28/09/2023 |
| CTPB2303 | 640   | 1.6%   | 6,520   | 122 | 19,000 | 509   | (131)   | 15,810 | 7.2 | 28/12/2023 |
| CVHM2216 | 10    | -50.0% | 182,620 | 1   | 54,700 | 0     | (10)    | 62,000 | 8.0 | 29/08/2023 |
| CVHM2219 | 120   | -29.4% | 19,740  | 2   | 54,700 | 31    | (89)    | 56,000 | 5.0 | 30/08/2023 |
| CVHM2220 | 720   | 4.3%   | 61,500  | 63  | 54,700 | 409   | (311)   | 58,000 | 5.0 | 30/10/2023 |
| CVHM2301 | 580   | 1.8%   | 18,510  | 59  | 54,700 | 292   | (288)   | 56,880 | 8.0 | 26/10/2023 |
| CVHM2302 | 3,120 | 0.0%   | 52,710  | 268 | 54,700 | 2,393 | (727)   | 50,000 | 4.0 | 22/05/2024 |
| CVHM2303 | 420   | 2.4%   | 7,760   | 31  | 54,700 | 83    | (337)   | 59,890 | 8.0 | 28/09/2023 |
| CVHM2304 | 960   | 1.1%   | 15,940  | 93  | 54,700 | 587   | (373)   | 53,560 | 8.0 | 29/11/2023 |
| CVHM2305 | 1,100 | 0.9%   | 6,950   | 184 | 54,700 | 574   | (526)   | 57,780 | 8.0 | 28/02/2024 |
| CVHM2306 | 970   | 2.1%   | 20,580  | 178 | 54,700 | 437   | (533)   | 60,670 | 8.0 | 22/02/2024 |
| CVHM2307 | 1,300 | 0.0%   | 940     | 301 | 54,700 | 583   | (717)   | 62,670 | 8.0 | 24/06/2024 |
| CVHM2308 | 420   | 0.0%   | 66,100  | 94  | 54,700 | 236   | (184)   | 61,000 | 8.0 | 30/11/2023 |
| CVHM2309 | 590   | 5.4%   | 14,890  | 154 | 54,700 | 340   | (250)   | 62,000 | 8.0 | 29/01/2024 |
| CVHM2310 | 1,190 | -38.0% | 5,710   | 147 | 54,700 | 701   | (489)   | 59,000 | 5.0 | 22/01/2024 |
| CVHM2311 | 2,510 | 0.0%   | 0       | 339 | 54,700 | 1,169 | (1,341) | 60,500 | 5.0 | 01/08/2024 |
| CVHM2312 | 1,990 | -2.9%  | 1,610   | 248 | 54,700 | 1,262 | (728)   | 56,000 | 5.0 | 02/05/2024 |
| CVIB2201 | 2,410 | 0.4%   | 100     | 2   | 19,800 | 2,401 | (9)     | 15,960 | 1.6 | 30/08/2023 |
| CVIB2302 | 1,870 | 3.3%   | 18,920  | 268 | 19,800 | 1,608 | (262)   | 19,150 | 1.7 | 22/05/2024 |
| CVIB2303 | 400   | 5.3%   | 32,840  | 94  | 19,800 | 273   | (127)   | 20,500 | 4.0 | 30/11/2023 |
| CVIC2301 | 1,810 | 0.6%   | 22,480  | 59  | 64,700 | 1,399 | (411)   | 53,980 | 8.0 | 26/10/2023 |
| CVIC2302 | 2,000 | 0.5%   | 13,310  | 85  | 64,700 | 1,262 | (738)   | 55,670 | 8.0 | 21/11/2023 |
| CVIC2303 | 2,080 | 1.5%   | 13,480  | 115 | 64,700 | 1,123 | (957)   | 57,780 | 8.0 | 21/12/2023 |
| CVIC2304 | 2,250 | 11.4%  | 7,620   | 206 | 64,700 | 1,142 | (1,108) | 59,890 | 8.0 | 21/03/2024 |
| CVIC2305 | 2,060 | 0.5%   | 2,710   | 178 | 64,700 | 995   | (1,065) | 61,110 | 8.0 | 22/02/2024 |
| CVIC2306 | 2,410 | 6.6%   | 8,870   | 301 | 64,700 | 1,156 | (1,254) | 62,220 | 8.0 | 24/06/2024 |
| CVIC2307 | 1,490 | 12.0%  | 353,550 | 94  | 64,700 | 1,009 | (481)   | 58,500 | 8.0 | 30/11/2023 |
| CVNM2212 | 100   | 25.0%  | 54,470  | 2   | 77,900 | 59    | (41)    | 78,020 | 7.6 | 30/08/2023 |
| CVNM2301 | 1,370 | 23.4%  | 58,570  | 59  | 77,900 | 1,191 | (179)   | 66,710 | 9.7 | 26/10/2023 |
| CVNM2302 | 950   | 37.7%  | 135,570 | 31  | 77,900 | 844   | (106)   | 69,940 | 9.7 | 28/09/2023 |
| CVNM2303 | 1,470 | 22.5%  | 10,340  | 93  | 77,900 | 1,123 | (347)   | 67,790 | 9.7 | 29/11/2023 |
| CVNM2304 | 1,740 | 16.0%  | 9,000   | 184 | 77,900 | 1,151 | (589)   | 68,760 | 9.7 | 28/02/2024 |
| CVNM2305 | 1,630 | 10.9%  | 1,280   | 178 | 77,900 | 967   | (663)   | 71,020 | 9.7 | 22/02/2024 |
| CVNM2306 | 1,860 | 6.3%   | 220     | 301 | 77,900 | 982   | (878)   | 73,170 | 9.7 | 24/06/2024 |
| CVNM2307 | 1,130 | 25.6%  | 6,840   | 94  | 77,900 | 664   | (466)   | 75,000 | 8.0 | 30/11/2023 |

|          |       |        |         |     |        |       |         |        |      |            |
|----------|-------|--------|---------|-----|--------|-------|---------|--------|------|------------|
| CVNM2308 | 2,090 | 7.7%   | 2,530   | 248 | 77,900 | 1,466 | (624)   | 69,000 | 8.0  | 02/05/2024 |
| CVPB2212 | 10    | -50.0% | 221,930 | 1   | 20,300 | 0     | (10)    | 24,640 | 2.7  | 29/08/2023 |
| CVPB2214 | 800   | 0.0%   | 21,670  | 2   | 20,300 | 826   | 26      | 17,000 | 4.0  | 30/08/2023 |
| CVPB2301 | 530   | 1.9%   | 1,130   | 28  | 20,300 | 268   | (262)   | 19,800 | 4.0  | 25/09/2023 |
| CVPB2303 | 430   | 0.0%   | 1,310   | 31  | 20,300 | 285   | (145)   | 15,780 | 16.0 | 28/09/2023 |
| CVPB2304 | 470   | -6.0%  | 68,890  | 122 | 20,300 | 238   | (232)   | 17,000 | 16.0 | 28/12/2023 |
| CVPB2305 | 2,010 | 1.5%   | 7,060   | 231 | 20,300 | 1,213 | (797)   | 18,000 | 3.0  | 15/04/2024 |
| CVPB2306 | 1,570 | 1.9%   | 55,760  | 108 | 20,300 | 877   | (693)   | 20,000 | 2.0  | 14/12/2023 |
| CVPB2307 | 420   | 2.4%   | 5,930   | 94  | 20,300 | 250   | (170)   | 21,500 | 4.0  | 30/11/2023 |
| CVPB2308 | 530   | 1.9%   | 7,470   | 154 | 20,300 | 313   | (217)   | 22,000 | 4.0  | 29/01/2024 |
| CVPB2309 | 680   | 1.5%   | 7,680   | 248 | 20,300 | 406   | (274)   | 22,500 | 4.0  | 02/05/2024 |
| CVPB2310 | 1,210 | 0.0%   | 0       | 147 | 20,300 | 692   | (518)   | 21,500 | 2.0  | 22/01/2024 |
| CVPB2311 | 2,330 | 0.0%   | 0       | 248 | 20,300 | 1,195 | (1,135) | 20,500 | 2.0  | 02/05/2024 |
| CVPB2312 | 2,430 | 0.0%   | 0       | 339 | 20,300 | 1,311 | (1,119) | 21,000 | 2.0  | 01/08/2024 |
| CVRE2216 | 10    | -50.0% | 220,490 | 1   | 29,750 | 1     | (9)     | 31,000 | 4.0  | 29/08/2023 |
| CVRE2220 | 70    | -12.5% | 33,270  | 2   | 29,750 | 59    | (11)    | 30,000 | 4.0  | 30/08/2023 |
| CVRE2221 | 400   | 25.0%  | 78,160  | 63  | 29,750 | 243   | (157)   | 32,500 | 4.0  | 30/10/2023 |
| CVRE2302 | 610   | 10.9%  | 30,170  | 59  | 29,750 | 498   | (112)   | 28,670 | 5.0  | 26/10/2023 |
| CVRE2303 | 2,510 | 8.2%   | 17,320  | 268 | 29,750 | 2,268 | (242)   | 25,000 | 3.0  | 22/05/2024 |
| CVRE2304 | 420   | 7.7%   | 28,870  | 31  | 29,750 | 254   | (166)   | 30,000 | 5.0  | 28/09/2023 |
| CVRE2305 | 940   | 14.6%  | 33,070  | 93  | 29,750 | 784   | (156)   | 27,110 | 5.0  | 29/11/2023 |
| CVRE2306 | 1,040 | 9.5%   | 3,080   | 184 | 29,750 | 733   | (307)   | 29,330 | 5.0  | 28/02/2024 |
| CVRE2307 | 970   | 10.2%  | 1,440   | 178 | 29,750 | 630   | (340)   | 30,330 | 5.0  | 22/02/2024 |
| CVRE2308 | 1,220 | 8.9%   | 1,520   | 301 | 29,750 | 765   | (455)   | 31,330 | 5.0  | 24/06/2024 |
| CVRE2309 | 530   | 17.8%  | 42,690  | 94  | 29,750 | 470   | (60)    | 29,000 | 6.0  | 30/11/2023 |
| CVRE2310 | 580   | 11.5%  | 25,200  | 154 | 29,750 | 508   | (72)    | 30,000 | 6.0  | 29/01/2024 |
| CVRE2311 | 1,150 | 10.6%  | 150     | 147 | 29,750 | 862   | (288)   | 29,000 | 4.0  | 22/01/2024 |
| CVRE2312 | 1,600 | 0.0%   | 0       | 248 | 29,750 | 1,292 | (308)   | 27,500 | 4.0  | 02/05/2024 |
| CVRE2313 | 1,590 | 0.0%   | 0       | 339 | 29,750 | 1,219 | (371)   | 29,500 | 4.0  | 01/08/2024 |

(\*) 歐式交易方式，以現金交易

(\*\*) PHS 採用 Black-Scholes 估價方式

## 期投資股

| 股票代碼 | 證券所  | 現時價格    | 目標價*    | 報告日       | 預期 2023<br>年盈利<br>(十億越盾) | PE<br>Forward | PB<br>Forward |
|------|------|---------|---------|-----------|--------------------------|---------------|---------------|
| VNM  | HOSE | 77,900  | 73,100  | 8/25/2023 | 9,365                    | 16.3          | 4.9           |
| MSH  | HOSE | 37,450  | 49,350  | 8/23/2023 | 270                      | 13.7          | 2.0           |
| DPR  | HOSE | 63,700  | 88,000  | 8/18/2023 | 302                      | 10.4          | 1.1           |
| GAS  | HOSE | 103,200 | 111,000 | 8/17/2023 | 13,268                   | 16.2          | 3.2           |
| DGW  | HOSE | 56,900  | 50,800  | 8/14/2023 | 440                      | 18.8          | 3.1           |
| STK  | HOSE | 31,600  | 39,050  | 8/9/2023  | 152                      | 24.2          | 1.9           |
| IDC  | HNX  | 46,000  | 48,527  | 8/3/2023  | 48,527                   | 6.1           | 2.8           |
| PNJ  | HOSE | 79,500  | 89,000  | 8/3/2023  | 1,729                    | 12.2          | 3.0           |
| NT2  | HOSE | 27,600  | 32,500  | 8/2/2023  | 671                      | 13.9          | 2.1           |
| STB  | HOSE | 31,650  | 38,000  | 7/14/2023 | 7,259                    | 9.9           | 1.6           |
| TCM  | HOSE | 47,450  | 52,300  | 7/6/2023  | 211                      | 20.4          | 2.1           |
| PLX  | HOSE | 38,150  | 45,100  | 7/5/2023  | 3,513                    | 18.3          | 2.5           |
| ACB  | HOSE | 22,050  | 25,400  | 6/30/2023 | 14,955                   | 6.6           | 1.3           |
| VCB  | HOSE | 87,000  | 131,270 | 6/13/2023 | 36,911                   | 16.8          | 3.6           |
| BID  | HOSE | 45,400  | 57,956  | 6/13/2023 | 23,019                   | 12.7          | 2.3           |
| CTG  | HOSE | 31,150  | 39,700  | 6/13/2023 | 19,121                   | 10.0          | 1.5           |
| MBB  | HOSE | 18,200  | 27,200  | 6/13/2023 | 21,242                   | 5.8           | 1.2           |
| HDB  | HOSE | 16,300  | 23,170  | 6/13/2023 | 10,216                   | 6.2           | 1.3           |

|     |       |         |         |            |        |       |     |
|-----|-------|---------|---------|------------|--------|-------|-----|
| VPB | HOSE  | 20,300  | 19,260  | 6/13/2023  | 15,638 | 8.3   | 1.1 |
| TCB | HOSE  | 34,000  | 47,270  | 6/13/2023  | 21,351 | 7.8   | 1.2 |
| TPB | HOSE  | 19,000  | 24,000  | 6/13/2023  | 6,732  | 5.7   | 1.0 |
| OCB | HOSE  | 18,600  | 22,700  | 6/13/2023  | 4,354  | 7.2   | 1.1 |
| VIB | HOSE  | 19,800  | 29,300  | 6/13/2023  | 9,378  | 6.6   | 1.5 |
| LPB | HOSE  | 15,800  | 18,800  | 6/13/2023  | 4,925  | 6.6   | 1.1 |
| MSB | HOSE  | 13,700  | 21,900  | 6/13/2023  | 4,803  | 9.1   | 1.4 |
| SHB | HOSE  | 12,100  | 15,600  | 6/13/2023  | 8,035  | 6.0   | 0.9 |
| DHG | HOSE  | 116,300 | 111,600 | 6/13/2023  | 1,061  | 13.8  | 3.0 |
| IMP | HOSE  | 68,900  | 68,000  | 6/13/2023  | 286    | 15.9  | 2.2 |
| POW | HOSE  | 12,700  | 15,500  | 6/13/2023  | 2,948  | 14.0  | 1.1 |
| GEG | HOSE  | 14,000  | 18,800  | 6/13/2023  | 208    | 46.5  | 1.7 |
| QTP | UPCOM | 15,576  | 23,900  | 6/13/2023  | 1,300  | 8.3   | 1.6 |
| BSR | UPCOM | 18,735  | 24,900  | 6/13/2023  | 8,347  | 6.3   | 0.9 |
| PVS | HNX   | 33,500  | 30,700  | 6/13/2023  | 1,059  | 16.8  | 1.2 |
| MPC | UPCOM | 19,191  | 19,200  | 6/13/2023  | 597    | 12.9  | 1.3 |
| FMC | HOSE  | 48,100  | 50,700  | 6/13/2023  | 314    | 10.5  | 1.4 |
| VHM | HOSE  | 54,700  | 83,100  | 6/13/2023  | 29,034 | 12.5  | 2.3 |
| NLG | HOSE  | 37,600  | 38,400  | 6/13/2023  | 642    | 22.9  | 1.4 |
| KDH | HOSE  | 35,500  | 36,500  | 6/13/2023  | 1,363  | 19.1  | 1.9 |
| VRE | HOSE  | 29,750  | 39,700  | 6/13/2023  | 3,345  | 26.9  | 2.6 |
| KBC | HOSE  | 32,300  | 32,000  | 6/13/2023  | 2,073  | 11.9  | 1.3 |
| MWG | HOSE  | 51,700  | 50,000  | 6/13/2023  | 2,325  | 33.3  | 3.0 |
| FRT | HOSE  | 80,800  | 85,000  | 6/13/2023  | 107    | 111.1 | 6.6 |
| HPG | HOSE  | 26,850  | 35,400  | 6/13/2023  | 7,698  | 16.6  | 1.2 |
| SAB | HOSE  | 156,300 | 162,300 | 6/13/2023  | 5,641  | 21.0  | 5.6 |
| SBT | HOSE  | 15,850  | 16,700  | 6/13/2023  | 827    | 15.7  | 1.1 |
| PVI | HNX   | 48,500  | 47,002  | 12/19/2022 | 996    | 13.8  | 1.3 |
| BMI | HOSE  | 28,200  | 25,190  | 12/19/2022 | 427    | 9.0   | 1.0 |
| BVH | HOSE  | 44,900  | 70,900  | 12/19/2022 | 2,967  | 17.7  | 2.3 |
| ANV | HOSE  | 34,100  | 30,100  | 12/19/2022 | 320    | 12.0  | 1.3 |
| VHC | HOSE  | 75,900  | 69,000  | 12/19/2022 | 1,510  | 8.4   | 1.5 |
| SZC | HOSE  | 35,500  | 42,700  | 12/19/2022 | 585    | 7.5   | 2.6 |
| GVR | HOSE  | 20,200  | 29,755  | 12/19/2022 | 5,521  | 27.8  | 2.1 |
| LHG | HOSE  | 27,300  | 42,250  | 12/19/2022 | 653    | 3.5   | 1.2 |
| PVT | HOSE  | 21,750  | 26,900  | 12/19/2022 | 831    | 14.1  | 1.2 |
| TRA | HOSE  | 87,000  | 117,400 | 12/19/2022 | 349    | 13.9  | 2.8 |

資料來源: PHFM 收  
集

\*若除權交易日發生在報告日後將影響目標價

### 分析師認證

這份報告由 Pham Quang Chuong - 富鑫證券股份公司研究員製作。負責籌備本研究報告之全部或部份內容之研究分析師、策略分析師、研究人員以茲聲明，任何研究分析師、策略分析師、研究人員在於本研究報告所提出之觀點，皆精確反映出其對於該發行機構與證券之個人意見。各研究分析師、策略分析師、研究人員均保證，其報酬在過去與未來，絕對沒有任何一部分是直接或間接與研究分析師、策略分析師、研究人員在此研究報告中所呈現之特定推薦或觀點有關。

### 評等指標定義

**加碼**= 預估其未來之潛在上漲空間大於10%。

**觀望**= 預估其未來之潛在漲跌空間將在下上10%之間。

**減碼**= 預估其未來之潛在下跌空間大於10%。

**未評等**= 本股票並不在富鑫證券之評等涵蓋範圍，或者尚未上市。

績效表現根據12個月的總回報(包含股息)所評定。

### 富鑫證券股份公司

地址：21st Floor, Phu My Hung Building, 08 Hoang Van Thai Street, Tan Phu Ward, District 7, HCMC.

電話號碼：(84-28) 5 413 5479

傳真號碼：+84 28 5413 5473

### 胡志明市

#### 富美興交易室

地址：Ground Floor, CR2-08, 107 Ton Dat Tien, Tan Phu Ward, District 7, Ho Chi Minh City

電話號碼：(84-28) 5 413 5478

傳真號碼：+84 28 5413 5473

#### Tan Binh分行

地址：Park Legend Building, 251 Hoang Van Thu Street, Ward 2, Tan Binh District, HCMC

電話號碼：(84-28) 3813 2401

傳真號碼：(84-28) 3813 2415

#### 第三郡分行

地址：4th & 5th Floor, D&D Tower, 458 Nguyen Thi Minh Khai, Ward 2, District 3, HCMC

電話號碼：(84-28) 382 08068

傳真號碼：(84-28) 3820 8206

#### 第一郡分行

地址：Room 1003A, 10th Floor, No. 81-83-83B-85 Ham Nghi Street, Nguyen Thai Binh Ward, District 1, HCMC

電話號碼：(84-28) 3 535 6060

傳真號碼：(84-28) 3 535 2912

### 河內市

#### Ha Noi分行

地址：5th Floor, Vinafor Building, No.127 Lo Duc, Dong Mac Ward, Hai Ba Trung District, Ha Noi

電話號碼：(84-24) 3 933 4566

傳真號碼：(84-24) 3 933 4820

#### Thanh Xuan分行

地址：5th Floor, UDIC Complex Building, N04 Hoang Dao Thuy, Trung Hoa Ward, Cau Giay District, Ha Noi

電話號碼：(84-24) 6 250 9999

傳真號碼：(84-24) 6 250 6666

### 海防市

#### 海防分行

地址：2nd Floor, Eliteco Building No.18 Tran Hung Dao, Hoang Van Thu Ward, Hong Bang District, Hai Phong

電話號碼：(84-225) 384 1810

傳真號碼：(84-225) 384 1801