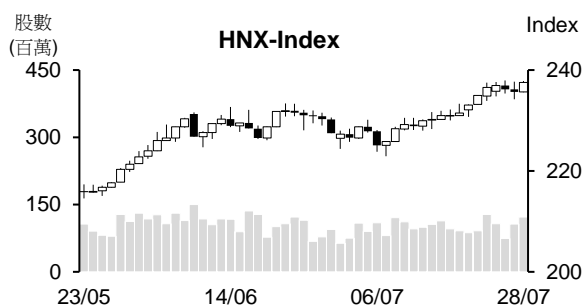
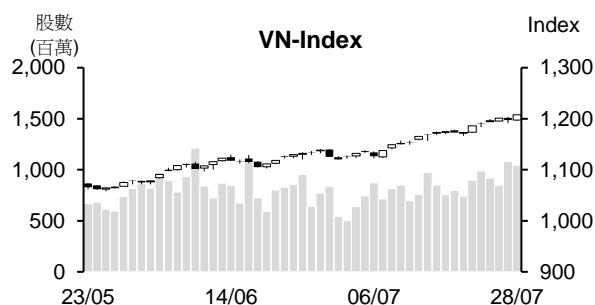


越股行情

28/07/2023	HOSE		VN30		HNX	
收盤價	1,207.67	0.86%	1,212.45	1.06%	237.54	0.80%
成交股數(百萬股)	1,111.87	-4.37%	268.95	-10.27%	129.76	7.74%
撮合股數(百萬股)	1,045.77	-3.11%	251.72	-4.48%	122.04	14.55%
與最近 20 日之平均比較	824.60	26.82%	224.33	12.21%	100.70	21.18%
成交值(十億越盾)	21,935	-3.38%	7,306	-8.01%	1,989	-0.42%
撮合成交值(十億越盾)	20,509	-2.07%	6,735	-3.08%	1,921	10.06%
與最近 20 日之平均比較	16,425	24.87%	6,038	11.55%	1,587	21.05%
上漲家數	328	63%	25	83%	117	48%
下跌家數	139	27%	4	13%	71	29%
持平家數	57	11%	1	3%	57	23%



市場概況

週五(7月28日)越股兩大指數雙雙上揚。VN指數以紅盤開出後在不動產及證券類股上漲之帶動下旋即重新站回1,200點關卡，其後多數交易時間維持走升。特別是午盤後半段，銀行、石油、零售及鋼鐵股紛紛上漲，推升VN指數最終以當天最高點作收，來到1,207.6點(+0.86%)；HNX指數也上漲，來到237.5點(+0.8%)。

技術分析

VN指數回升，量能維持高出最近二十日平均成交量。由於指數重新站回1,200點關卡(大紅棒)，加以MA5、10及20均線呈現多頭排列，顯示短線盤勢走勢仍偏多。另外，平滑異同移動平均線(MACD)與相對強弱指標(RSI)同步提升，支持指數有機會向上測試1,300點關卡；河內部分，HNX指數也上漲。由於指數守穩在MA5之上，加上MA5、10及20呈現多頭排列，顯示盤勢上升走勢在延續，預期指數將向上測試250點。整體而言，短線盤勢呈現多頭排列，操作上建議投資人可採取短進短出操作，基本面佳、業績表現搶眼及吸引資金之股票為投資標的。

建議股名單: LHG(減碼)、GMD(獲利了結)

觀察股名單: PSH、BVS

(請參考第2頁)

當日調整股名單

次號	股票代碼	評等	評等日	現時價格	買入區間	持股表現	目標價	預期獲利	停損價	預期損失	備註
1	GMD	獲利了結	31/07/23	57.7	51	13.1%	60	17.6%	48.9	-4.1%	上漲動能減弱。
2	LHG	減碼	31/07/23	27.9	28.5	-2.1%	34.5	21.1%	26.7	-6.3%	趨勢轉弱。

次號	股票代碼	評等	評等日	現時價格	支撐/壓力	停損	技術指標
1	PSH	觀察買進	31/07/23	15.15	17.5-18	14	PSH 在完成杯柄型後呈現量縮下挫 (僅是回測) → 該股可望回升 → 投資人可在 14.4-14.8 區間買進。
2	BVS	觀察買進	31/07/23	26.7	31-32	25.5	BVS 在出現 Spinning 型後今日帶量上揚 → 預期該股在修正後將恢復上升走勢。

投資組合部位

次號	股票代碼	評等	評等日	現時價格	買入區間	持股表現	目標價	預期獲利	停損價	預期損失	備註
1	HCM	續抱	15/05/23	30.85	25.5	21%	31	21.6%	24.4	-4.3%	
2	CTG	加碼	30/05/23	29.5	28	5.4%	31.1	11.1%	27.2	-3%	
3	SSI	加碼	02/06/23	29.75	23.45	26.9%	31.2	33%	22.45	-4%	
4	BID	加碼	23/06/23	46.7	43.95	6.3%	48	9.2%	43	-2%	
5	PLX	加碼	28/06/23	40.05	38.15	5.0%	45	18%	37	-3%	
6	VRE	續抱	04/07/23	28.8	27	6.7%	29.9	11%	26.4	-2%	
7	PVC	加碼	18/07/23	19.2	19.2	0.0%	22.75	18%	18.5	-4%	
8	VEA	加碼	21/07/23	37.9	37.8	0.2%	41.1	9%	36.6	-3%	
9	TPB	加碼	24/07/23	18.7	18.75	-0.3%	22	17%	18	-4%	
10	OIL	加碼	25/07/23	11	10.93	0.6%	13.9	27%	10.3	-6%	
11	TDN	加碼	27/07/23	11.2	11.3	-0.9%	13	15%	10.8	-4%	

市場統計

撮合統計

推升指數的前五名股票

HOSE				HNX			
股票代碼	收盤價 (越盾)	漲跌 %	影響指數 %	股票代碼	收盤價 (VND)	漲跌 %	影響指數 %
VHM	58,900	2.43%	0.13%	PVI	53,800	2.09%	0.09%
VNM	77,400	2.25%	0.07%	CEO	19,200	2.67%	0.09%
MSN	86,100	2.26%	0.06%	SHS	15,500	1.97%	0.08%
GAS	99,500	1.32%	0.05%	KSV	28,600	4.00%	0.07%
TCB	33,800	2.11%	0.05%	MBS	21,100	2.43%	0.06%

拖累指數的前五名股票

HOSE				HNX			
股票代碼	收盤價 (越盾)	漲跌 %	影響指數 %	股票代碼	收盤價 (越盾)	漲跌 %	影響指數 %
SAB	157,000	-2.00%	-0.04%	VIF	14,300	-7.74%	-0.14%
HPG	28,300	-0.35%	-0.01%	HTP	30,300	-3.81%	-0.04%
BCM	78,000	-0.64%	-0.01%	DTK	11,000	-0.90%	-0.02%
VCG	25,400	-3.42%	-0.01%	NVB	14,200	-0.70%	-0.02%
LPB	16,300	-1.21%	-0.01%	TVC	6,400	-4.48%	-0.01%

前五名成交量

HOSE				HNX			
股票代碼	收盤價 (越盾)	漲跌 %	成交量 (股)	股票代碼	收盤價 (越盾)	漲跌 %	成交量 (千股)
NVL	18,350	2.80%	70,890,147	SHS	15,500	1.97%	21,642,085
VND	20,300	4.64%	55,136,843	CEO	19,200	2.67%	13,565,690
DIG	25,600	-1.54%	41,108,124	PVS	34,400	0.88%	5,608,814
VIX	15,200	5.19%	33,482,796	MBS	21,100	2.43%	5,181,153
MSB	13,700	2.24%	31,279,368	MST	6,600	8.20%	4,848,883

前五名成交值

HOSE				HNX			
股票代碼	收盤價 (越盾)	漲跌 %	成交值 (十億越盾)	股票代碼	收盤價 (越盾)	漲跌 %	成交值 (十億越盾)
NVL	18,350	2.80%	1,297.3	SHS	15,500	1.97%	331.7
VND	20,300	4.64%	1,109.0	CEO	19,200	2.67%	258.7
DIG	25,600	-1.54%	1,063.0	PVS	34,400	0.88%	192.4
VCG	25,400	-3.42%	719.8	IDC	45,300	0.67%	125.6
HPG	28,300	-0.35%	644.6	MBS	21,100	2.43%	108.8

議價交易

前五名股

HOSE			HNX		
股票代碼	成交量 (股)	成交值 (十億越盾)	股票代碼	成交量 (股)	成交值 (十億越盾)
EIB	12,290,000	243.19	SHN	7,127,121	51.32
MSB	16,000,000	220.93	HUT	367,800	7.25
TCB	4,930,421	163.68	IDC	90,000	4.07
MSN	1,246,406	105.16	GKM	100,000	3.40
VPB	4,539,115	99.90	PVS	30,000	1.01

外資交易行情 (股票)

證交所	買進成交量 (百萬股)	買進金額 (十億越盾)	賣出成交量 (百萬股)	賣出金額 (十億越盾)	淨買/賣成 交易 (百萬股)	淨買/賣超值 (十億越盾)
HOSE	65.18	1,681.22	58.76	1,267.91	6.42	413.31
HNX	0.79	15.92	0.55	13.97	0.24	1.95
總計	65.97	1,697.14	59.31	1,281.88	6.66	415.26



前五名買進

HOSE				HNX			
股票代碼	收盤價 (越盾)	成交量 (股)	成交值 (十億越盾)	股票代碼	收盤價 (越盾)	成交量 (股)	成交值 (十億越盾)
MSB	13,700	16,154,100	223.03	SHS	15,500	244,100	3.75
VNM	77,400	2,094,200	158.78	TNG	20,800	168,000	3.46
VPB	22,100	3,718,000	81.13	PVI	53,800	34,700	1.86
KDH	36,750	1,902,100	69.36	LAS	13,100	135,500	1.76
VHM	58,900	1,170,100	67.80	DTD	35,300	27,200	0.97

前五名賣出

HOSE				HNX			
股票代碼	收盤價 (越盾)	成交量 (股)	成交值 (十億越盾)	股票代碼	收盤價 (越盾)	成交量 (股)	成交值 (十億越盾)
MSB	13,700	17,731,400	240.21	PVS	34,400	260,100	8.95
HPG	28,300	3,946,100	111.98	SHS	15,500	62,200	0.96
VPB	22,100	3,211,400	69.98	NVB	14,200	53,572	0.76
VCB	93,000	719,400	66.45	VCS	63,500	12,000	0.75
STB	28,650	1,807,700	51.49	PTI	29,900	16,800	0.50

前五名淨買超

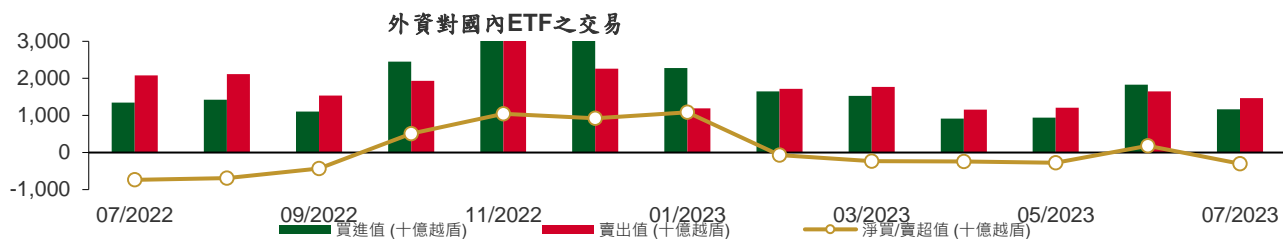
HOSE				HNX			
股票代碼	收盤價 (越盾)	淨買成交量 (股)	淨買超值 (十億越盾)	股票代碼	收盤價 (越盾)	淨買成交量 (股)	淨買超值 (十億越盾)
VNM	77,400	1,595,500	120.45	TNG	20,800	167,900	3.46
PNJ	82,600	773,200	63.47	SHS	15,500	181,900	2.79
HSG	19,300	3,202,800	61.23	PVI	53,800	34,700	1.86
VHM	58,900	986,400	57.21	LAS	13,100	135,500	1.76
DPM	38,600	1,140,900	43.78	DTD	35,300	27,200	0.97

前五名淨賣超

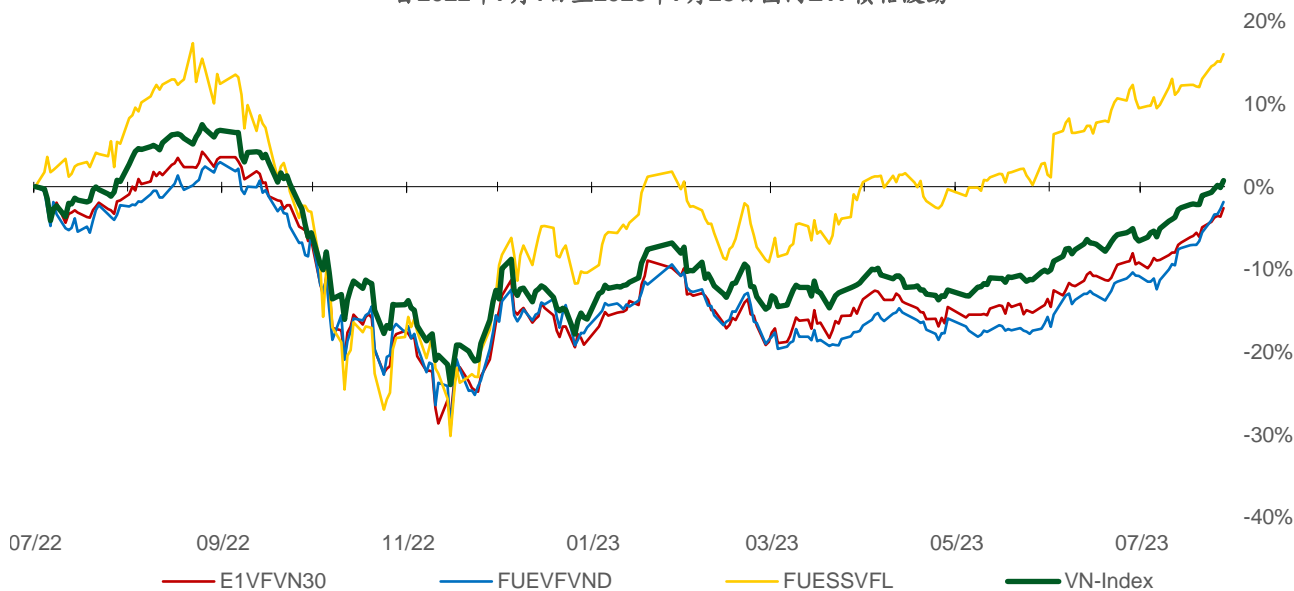
HOSE				HNX			
股票代碼	收盤價 (越盾)	淨賣成交量 (股)	淨賣超值 (十億越盾)	股票代碼	收盤價 (越盾)	淨賣成交量 (股)	淨賣超值 (十億越盾)
HPG	28,300	(2,115,800)	(60.02)	PVS	34,400	(243,500)	(8.38)
CTD	73,600	(510,000)	(35.22)	NVB	14,200	(53,572)	(0.76)
CTG	29,500	(1,008,600)	(29.67)	VCS	63,500	(12,000)	(0.75)
GVR	22,000	(1,064,800)	(23.25)	PTI	29,900	(16,400)	(0.49)
VCG	25,400	(910,900)	(22.81)	EID	21,300	(21,600)	(0.46)

ETF 交易

價格統計					外資交易			
ETF 代碼	收盤價 (越盾)	漲跌 (%)	成交量 (股)	成交值 (十億越盾)	ETF 代碼	買進金額 (十億越盾)	賣出金額 (十億越盾)	淨買/賣超值 (十億越盾)
E1VFN30	20,750	1.1%	1,912,899	39.57	E1VFN30	38.65	25.07	13.58
FUEMAV30	14,350	1.1%	7,200	0.10	FUEMAV30	0.10	0.00	0.10
FUESSV30	14,950	1.6%	113,145	1.69	FUESSV30	0.16	0.01	0.15
FUESSV50	18,770	2.0%	8,800	0.16	FUESSV50	0.01	0.00	0.01
FUESSVFL	18,590	0.8%	1,194,100	22.08	FUESSVFL	3.52	18.49	(14.96)
FUEVFN30	26,500	0.9%	665,750	17.53	FUEVFN30	15.39	2.89	12.50
FUEVN100	15,730	0.6%	156,640	2.46	FUEVN100	0.97	0.88	0.09
FUEIP100	8,710	1.3%	802	0.01	FUEIP100	0.00	0.00	0.00
FUEKIV30	7,940	0.5%	59,100	0.47	FUEKIV30	0.20	0.25	(0.05)
FUEDCMID	10,190	1.3%	35,617	0.36	FUEDCMID	0.23	0.12	0.11
FUEKIVFS	10,670	0.6%	169,000	1.79	FUEKIVFS	1.53	0.27	1.26
FUEMAVND	11,270	2.9%	318,000	3.51	FUEMAVND	0.00	3.44	(3.44)
FUEFCV50	12,670	0.0%	34	0.00	FUEFCV50	0.00	0.00	0.00
總計			4,323,053	86.23	總計	60.76	47.98	12.79



自2022年7月1日至2023年7月28日國內ETF價格波動



權證資訊

權證代碼(*)	收盤價 (越盾)	漲跌 (%)	成交量	到期的 天數	標的股 票之價 格 (越盾)	權證理 論價格 (越盾) (**)	與收盤價 的差異 (越盾)	履約價 格(越盾)	行使比 例 n:1	到期日
CACB2208	1,370	2.2%	20,200	39	22,200	1,310	(60)	17,940	3.3	05/09/2023
CACB2301	170	-5.6%	46,170	10	22,200	86	(84)	23,120	1.7	07/08/2023
CFPT2210	940	1.1%	33,840	34	84,400	867	(73)	77,380	8.6	31/08/2023
CFPT2213	2,330	0.9%	15,160	39	84,400	2,387	57	64,050	8.6	05/09/2023
CFPT2214	2,410	1.7%	7,970	96	84,400	2,272	(138)	65,340	8.6	01/11/2023
CFPT2302	1,300	1.6%	3,180	19	84,400	1,328	28	73,080	8.6	16/08/2023
CFPT2303	1,380	0.7%	26,160	104	84,400	1,345	(35)	73,940	8.6	09/11/2023
CHDB2301	690	-2.8%	1,100	94	17,250	378	(312)	16,830	3.5	30/10/2023
CHDB2302	840	-3.4%	2,580	118	17,250	464	(376)	16,540	3.5	23/11/2023
CHDB2303	790	-2.5%	1,380	150	17,250	371	(419)	17,500	3.5	25/12/2023
CHDB2304	1,000	-2.0%	1,870	241	17,250	395	(605)	18,280	3.5	25/03/2024
CHDB2305	930	-2.1%	6,070	213	17,250	342	(588)	18,470	3.5	26/02/2024
CHDB2306	1,040	-2.8%	1,020	334	17,250	387	(653)	19,340	3.5	26/06/2024
CHPG2226	4,560	0.2%	10,310	39	28,300	4,430	(130)	19,500	2.0	05/09/2023
CHPG2227	4,420	1.4%	2,690	96	28,300	4,058	(362)	20,500	2.0	01/11/2023
CHPG2302	4,440	0.0%	0	61	28,300	4,214	(226)	20,000	2.0	27/09/2023
CHPG2304	2,760	-4.8%	2,270	19	28,300	2,675	(85)	23,000	2.0	16/08/2023
CHPG2305	2,430	-3.6%	2,180	10	28,300	2,559	129	23,200	2.0	07/08/2023
CHPG2306	2,980	1.4%	20,450	104	28,300	2,870	(110)	20,000	3.0	09/11/2023
CHPG2307	1,990	-2.0%	130	158	28,300	1,689	(301)	22,670	4.0	02/01/2024
CHPG2308	1,860	-0.5%	1,900	94	28,300	1,674	(186)	22,110	4.0	30/10/2023
CHPG2309	2,310	-0.9%	60,200	301	28,300	2,316	6	24,000	3.0	24/05/2024
CHPG2310	1,550	0.0%	500	66	28,300	1,383	(167)	23,220	4.0	02/10/2023
CHPG2311	2,110	-2.3%	6,260	126	28,300	1,914	(196)	21,230	4.0	01/12/2023
CHPG2312	1,800	-1.1%	20	158	28,300	1,492	(308)	23,780	4.0	02/01/2024
CHPG2313	2,140	0.9%	20	217	28,300	1,688	(452)	23,330	4.0	01/03/2024
CHPG2314	4,090	0.5%	6,730	216	28,300	4,032	(58)	21,450	2.0	29/02/2024
CHPG2315	1,880	-2.1%	1,010	332	28,300	1,307	(573)	27,780	4.0	24/06/2024
CHPG2316	2,070	1.0%	160	423	28,300	1,357	(713)	28,890	4.0	23/09/2024
CHPG2317	1,600	-3.0%	2,750	213	28,300	1,162	(438)	26,890	4.0	26/02/2024
CHPG2318	1,450	-2.0%	2,710	242	28,300	965	(485)	29,220	4.0	26/03/2024
CHPG2319	1,700	-1.7%	5,800	334	28,300	1,074	(626)	30,110	4.0	26/06/2024
CMBB2211	60	-14.3%	39,010	34	18,700	8	(52)	22,900	3.4	31/08/2023
CMBB2214	2,580	0.0%	12,870	39	18,700	2,546	(34)	14,420	1.7	05/09/2023
CMBB2215	2,450	-0.8%	75,330	96	18,700	2,190	(260)	15,270	1.7	01/11/2023
CMBB2303	600	0.0%	35,590	10	18,700	682	82	17,640	1.7	07/08/2023
CMBB2304	770	6.9%	20,610	66	18,700	677	(93)	13,010	8.5	02/10/2023
CMBB2305	710	0.0%	12,070	158	18,700	549	(161)	14,420	8.5	02/01/2024
CMBB2306	2,260	1.8%	55,090	301	18,700	2,030	(230)	16,970	1.7	24/05/2024
CMSN2215	120	20.0%	151,710	39	86,100	44	(76)	102,000	10.0	05/09/2023
CMSN2301	1,750	5.4%	57,140	94	86,100	1,428	(322)	73,980	10.0	30/10/2023
CMSN2302	4,600	5.3%	11,360	301	86,100	4,037	(563)	66,000	6.0	24/05/2024
CMSN2303	1,280	5.8%	26,960	66	86,100	1,044	(236)	78,000	10.0	02/10/2023
CMSN2304	1,820	3.4%	32,190	126	86,100	1,388	(432)	75,680	10.0	01/12/2023
CMSN2305	2,130	3.4%	700	217	86,100	1,536	(594)	76,790	10.0	01/03/2024
CMSN2306	1,980	4.2%	1,030	213	86,100	1,339	(641)	80,000	10.0	26/02/2024
CMSN2307	2,310	3.6%	550	334	86,100	1,446	(864)	83,000	10.0	26/06/2024
CMWG2214	900	-3.2%	93,680	39	54,500	901	1	46,060	9.9	05/09/2023
CMWG2215	1,280	5.8%	5,440	96	54,500	1,129	(151)	44,570	9.9	01/11/2023
CMWG2302	1,080	2.9%	84,950	104	54,500	1,319	239	49,530	5.9	09/11/2023
CMWG2303	1,170	0.0%	5,360	66	54,500	1,193	23	31,030	19.8	02/10/2023
CMWG2304	1,140	-0.9%	15,040	158	54,500	1,080	(60)	33,680	19.8	02/01/2024
CMWG2305	5,600	-0.9%	17,830	301	54,500	5,148	(452)	35,660	4.0	24/05/2024

CNVL2301	1,510	1.3%	30,010	94	18,350	1,313	(197)	13,460	4.0	30/10/2023
CNVL2302	1,310	7.4%	92,870	118	18,350	846	(464)	16,330	4.0	23/11/2023
CNVL2303	1,700	4.3%	5,750	241	18,350	953	(747)	17,330	4.0	25/03/2024
CNVL2304	1,530	6.3%	64,100	151	18,350	1,030	(500)	15,560	4.0	26/12/2023
CNVL2305	1,920	4.3%	18,730	334	18,350	1,137	(783)	17,000	4.0	26/06/2024
CPDR2301	2,120	0.5%	64,360	94	21,850	1,960	(160)	14,220	4.0	30/10/2023
CPDR2302	1,640	0.0%	4,880	118	21,850	1,120	(520)	18,670	4.0	23/11/2023
CPDR2303	1,960	0.0%	40	241	21,850	1,215	(745)	19,890	4.0	25/03/2024
CPDR2304	1,790	-2.2%	7,750	151	21,850	1,303	(487)	18,000	4.0	26/12/2023
CPDR2305	2,140	-0.5%	6,490	334	21,850	1,343	(797)	20,220	4.0	26/06/2024
CPOW2301	680	1.5%	84,720	94	13,550	409	(271)	13,980	2.0	30/10/2023
CPOW2302	730	5.8%	24,990	118	13,550	404	(326)	14,330	2.0	23/11/2023
CPOW2303	690	4.5%	4,730	150	13,550	319	(371)	15,330	2.0	25/12/2023
CPOW2304	930	1.1%	150	241	13,550	358	(572)	16,330	2.0	25/03/2024
CPOW2305	1,030	1.0%	2,030	213	13,550	490	(540)	15,000	2.0	26/02/2024
CPOW2306	1,260	0.8%	180	334	13,550	542	(718)	16,000	2.0	26/06/2024
CSTB2224	4,240	1.7%	6,420	39	28,650	4,356	116	20,000	2.0	05/09/2023
CSTB2225	4,290	0.0%	1,890	96	28,650	4,226	(64)	20,500	2.0	01/11/2023
CSTB2302	480	9.1%	3,540	10	28,650	546	66	28,200	2.0	07/08/2023
CSTB2303	3,970	4.5%	16,610	104	28,650	3,593	(377)	22,000	2.0	09/11/2023
CSTB2304	710	7.6%	21,460	94	28,650	532	(178)	28,670	5.0	30/10/2023
CSTB2305	960	4.3%	320	158	28,650	656	(304)	29,110	5.0	02/01/2024
CSTB2306	2,350	4.4%	35,830	301	28,650	2,151	(199)	30,000	2.0	24/05/2024
CSTB2307	440	7.3%	65,680	66	28,650	331	(109)	30,000	5.0	02/10/2023
CSTB2308	910	5.8%	7,100	126	28,650	702	(208)	27,800	5.0	01/12/2023
CSTB2309	790	8.2%	8,520	158	28,650	540	(250)	30,560	5.0	02/01/2024
CSTB2310	970	5.4%	4,490	217	28,650	682	(288)	30,330	5.0	01/03/2024
CSTB2311	1,780	7.9%	23,820	125	28,650	1,773	(7)	27,700	2.0	30/11/2023
CSTB2312	1,210	5.2%	16,430	332	28,650	685	(525)	33,330	5.0	24/06/2024
CSTB2313	1,290	4.0%	360	423	28,650	698	(592)	35,560	5.0	23/09/2024
CSTB2314	920	3.4%	20	213	28,650	544	(376)	32,220	5.0	26/02/2024
CSTB2315	860	4.9%	20	242	28,650	477	(383)	34,330	5.0	26/03/2024
CSTB2316	1,040	4.0%	10	334	28,650	530	(510)	36,330	5.0	26/06/2024
CTCB2212	70	40.0%	35,000	34	33,800	6	(64)	44,000	4.0	31/08/2023
CTCB2215	1,800	2.9%	36,250	39	33,800	1,854	54	26,500	4.0	05/09/2023
CTCB2216	1,900	3.3%	4,280	96	33,800	1,738	(162)	27,500	4.0	01/11/2023
CTCB2301	1,390	6.9%	60	19	33,800	1,320	(70)	30,000	3.0	16/08/2023
CTCB2302	3,300	4.1%	19,310	301	33,800	2,976	(324)	27,000	3.0	24/05/2024
CTPB2301	940	-2.1%	8,050	10	18,700	994	54	16,840	1.9	07/08/2023
CTPB2302	700	0.0%	32,320	66	18,700	636	(64)	14,220	7.2	02/10/2023
CTPB2303	710	0.0%	13,610	158	18,700	498	(212)	15,810	7.2	02/01/2024
CVHM2216	190	0.0%	35,330	34	58,900	178	(12)	62,000	8.0	31/08/2023
CVHM2219	950	0.0%	14,840	39	58,900	898	(52)	56,000	5.0	05/09/2023
CVHM2220	1,280	-2.3%	11,990	96	58,900	993	(287)	58,000	5.0	01/11/2023
CVHM2301	930	-1.1%	60	94	58,900	688	(242)	56,880	8.0	30/10/2023
CVHM2302	3,770	-1.6%	1,240	301	58,900	3,266	(504)	50,000	4.0	24/05/2024
CVHM2303	630	3.3%	21,320	66	58,900	409	(221)	59,890	8.0	02/10/2023
CVHM2304	1,340	3.1%	8,060	126	58,900	1,023	(317)	53,560	8.0	01/12/2023
CVHM2305	1,390	0.7%	2,290	217	58,900	930	(460)	57,780	8.0	01/03/2024
CVHM2306	1,300	0.0%	60	213	58,900	759	(541)	60,670	8.0	26/02/2024
CVHM2307	1,600	-1.2%	130	334	58,900	889	(711)	62,670	8.0	26/06/2024
CVIB2201	3,220	-0.6%	4,000	39	20,750	3,024	(196)	15,960	1.6	05/09/2023
CVIB2301	440	-12.0%	30,500	10	20,750	488	48	20,210	1.6	07/08/2023
CVIB2302	2,390	2.1%	63,740	301	20,750	2,065	(325)	19,150	1.7	24/05/2024
CVIC2301	660	1.5%	14,000	94	51,500	302	(358)	53,980	8.0	30/10/2023
CVIC2302	670	3.1%	24,970	118	51,500	282	(388)	55,670	8.0	23/11/2023
CVIC2303	690	1.5%	20	150	51,500	266	(424)	57,780	8.0	25/12/2023
CVIC2304	920	1.1%	1,390	241	51,500	339	(581)	59,890	8.0	25/03/2024
CVIC2305	840	2.4%	3,920	213	51,500	263	(577)	61,110	8.0	26/02/2024
CVIC2306	1,170	1.7%	3,570	334	51,500	388	(782)	62,220	8.0	26/06/2024

CVNM2212	340	21.4%	95,350	39	77,400	134	(206)	80,560	7.9	05/09/2023
CVNM2301	1,270	12.4%	11,760	94	77,400	950	(320)	68,890	10.0	30/10/2023
CVNM2302	920	16.5%	29,080	66	77,400	634	(286)	72,220	10.0	02/10/2023
CVNM2303	1,290	7.5%	4,200	126	77,400	903	(387)	70,000	10.0	01/12/2023
CVNM2304	1,640	7.9%	5,520	217	77,400	953	(687)	71,000	10.0	01/03/2024
CVNM2305	1,600	7.4%	180	213	77,400	794	(806)	73,330	10.0	26/02/2024
CVNM2306	1,940	7.2%	80	334	77,400	821	(1,119)	75,560	10.0	26/06/2024
CVPB2212	130	8.3%	70,620	34	22,100	76	(54)	24,640	2.7	31/08/2023
CVPB2214	1,320	3.9%	77,970	39	22,100	1,289	(31)	17,000	4.0	05/09/2023
CVPB2301	900	-1.1%	6,220	61	22,100	685	(215)	19,800	4.0	27/09/2023
CVPB2302	1,930	8.4%	2,560	19	22,100	1,767	(163)	18,600	2.0	16/08/2023
CVPB2303	540	1.9%	23,270	66	22,100	400	(140)	15,780	16.0	02/10/2023
CVPB2304	570	1.8%	42,870	158	22,100	346	(224)	17,000	16.0	02/01/2024
CVRE2216	210	0.0%	35,480	34	28,800	152	(58)	31,000	4.0	31/08/2023
CVRE2220	350	6.1%	58,120	39	28,800	252	(98)	30,000	4.0	05/09/2023
CVRE2221	490	-2.0%	24,330	96	28,800	272	(218)	32,500	4.0	01/11/2023
CVRE2302	660	6.5%	10,520	94	28,800	487	(173)	28,670	5.0	30/10/2023
CVRE2303	2,430	2.5%	21,510	301	28,800	2,103	(327)	25,000	3.0	24/05/2024
CVRE2304	400	0.0%	54,440	66	28,800	293	(107)	30,000	5.0	02/10/2023
CVRE2305	910	3.4%	37,080	126	28,800	726	(184)	27,110	5.0	01/12/2023
CVRE2306	1,000	4.2%	5,010	217	28,800	685	(315)	29,330	5.0	01/03/2024
CVRE2307	1,020	4.1%	700	213	28,800	596	(424)	30,330	5.0	26/02/2024
CVRE2308	1,230	1.7%	1,120	334	28,800	715	(515)	31,330	5.0	26/06/2024

(*) 歐式交易方式，以現金交易

(**) PHS 採用 Black-Scholes 估價方式

期投資股

股票代碼	證券所	現時價格	目標價*	報告日	預期 2023 年盈利 (十億越盾)	PE Forward	PB Forward
STB	HOSE	28,650	38,000	14/07/2023	7,259	9.9	1.6
TCM	HOSE	51,800	52,300	06/07/2023	211	20.4	2.1
PLX	HOSE	40,050	45,100	05/07/2023	3,513	18.3	2.5
ACB	HOSE	22,200	25,400	30/06/2023	14,955	6.6	1.3
VCB	HOSE	93,000	131,270	13/06/2023	36,911	16.8	3.6
BID	HOSE	46,700	57,956	13/06/2023	23,019	12.7	2.3
CTG	HOSE	29,500	39,700	13/06/2023	19,121	10.0	1.5
MBB	HOSE	18,700	27,200	13/06/2023	21,242	5.8	1.2
HDB	HOSE	17,250	23,170	13/06/2023	10,216	6.2	1.3
VPB	HOSE	22,100	19,260	13/06/2023	15,638	8.3	1.1
TCB	HOSE	33,800	47,270	13/06/2023	21,351	7.8	1.2
TPB	HOSE	18,700	24,000	13/06/2023	6,732	5.7	1.0
OCB	HOSE	18,850	22,700	13/06/2023	4,354	7.2	1.1
VIB	HOSE	20,750	29,300	13/06/2023	9,378	6.6	1.5
LPB	HOSE	16,300	18,800	13/06/2023	4,925	6.6	1.1
MSB	HOSE	13,700	21,900	13/06/2023	4,803	9.1	1.4
SHB	HOSE	12,600	15,600	13/06/2023	8,035	6.0	0.9
DHG	HOSE	117,000	111,600	13/06/2023	1,061	13.8	3.0
IMP	HOSE	71,100	68,000	13/06/2023	286	15.9	2.2
POW	HOSE	13,550	15,500	13/06/2023	2,948	14.0	1.1
NT2	HOSE	29,250	34,200	13/06/2023	732	13.4	2.1
GEG	HOSE	15,450	18,800	13/06/2023	208	46.5	1.7

QTP	UPCOM	16,667	23,900	13/06/2023	1,300	8.3	1.6
GAS	HOSE	99,500	111,200	13/06/2023	13,688	15.7	3.1
BSR	UPCOM	18,527	24,900	13/06/2023	8,347	6.3	0.9
PVS	HNX	34,400	30,700	13/06/2023	1,059	16.8	1.2
MPC	UPCOM	18,709	19,200	13/06/2023	597	12.9	1.3
FMC	HOSE	48,200	50,700	13/06/2023	314	10.5	1.4
MSH	HOSE	37,200	37,450	13/06/2023	262	8.2	1.3
VHM	HOSE	58,900	83,100	13/06/2023	29,034	12.5	2.3
NLG	HOSE	39,200	38,400	13/06/2023	642	22.9	1.4
KDH	HOSE	36,750	36,500	13/06/2023	1,363	19.1	1.9
VRE	HOSE	28,800	39,700	13/06/2023	3,345	26.9	2.6
IDC	HNX	45,300	46,600	13/06/2023	1,960	6.1	2.0
KBC	HOSE	32,800	32,000	13/06/2023	2,073	11.9	1.3
DPR	HOSE	61,100	88,300	13/06/2023	239	15.9	1.0
MWG	HOSE	54,500	50,000	13/06/2023	2,325	33.3	3.0
FRT	HOSE	78,300	85,000	13/06/2023	107	111.1	6.6
DGW	HOSE	53,500	38,500	13/06/2023	393	16.3	2.4
HPG	HOSE	28,300	35,400	13/06/2023	7,698	16.6	1.2
VNM	HOSE	77,400	70,200	13/06/2023	9,143	18.0	4.5
SAB	HOSE	157,000	162,300	13/06/2023	5,641	21.0	5.6
SBT	HOSE	16,900	16,700	13/06/2023	827	15.7	1.1
PNJ	HOSE	82,600	82,800	13/02/2023	1,763	N/A	N/A
PVI	HNX	53,800	47,002	19/12/2022	996	13.8	1.3
BMI	HOSE	25,850	25,190	19/12/2022	427	9.0	1.0
BVH	HOSE	46,650	70,900	19/12/2022	2,967	17.7	2.3
ANV	HOSE	37,950	30,100	19/12/2022	320	12.0	1.3
VHC	HOSE	75,900	69,000	19/12/2022	1,510	8.4	1.5
SZC	HOSE	37,000	42,700	19/12/2022	585	7.5	2.6
GVR	HOSE	22,000	29,755	19/12/2022	5,521	27.8	2.1
LHG	HOSE	27,900	42,250	19/12/2022	653	3.5	1.2
PVT	HOSE	23,500	26,900	19/12/2022	831	14.1	1.2
TRA	HOSE	88,800	117,400	19/12/2022	349	13.9	2.8
STK	HOSE	31,400	45,800	19/12/2022	239	13.5	1.8

資料來源: PHFM 收集

*若除權交易日發生在報告日後將影響目標價

分析師認證

這份報告由 Pham Quang Chuong -研究員製作。負責籌備本研究報告之全部或部份內容之研究分析師、策略分析師、研究人員以茲聲明，任何研究分析師、策略分析師、研究人員在於本研究報告所提出之觀點，皆精確反映出其對於該發行機構與證券之個人意見。各研究分析師、策略分析師、研究人員均保證，其報酬在過去與未來，絕對沒有任何一部分是直接或間接與研究分析師、策略分析師、研究人員在此研究報告中所呈現之特定推薦或觀點有關。

評等指標定義

加碼= 預估其未來之潛在上漲空間大於10%。

觀望= 預估其未來之潛在漲跌空間將在下上10%之間。

減碼= 預估其未來之潛在下跌空間大於10%。

未評等= 本股票並不在富鑫證券之評等涵蓋範圍，或者尚未上市。

績效表現根據12個月的總回報(包含股息)所評定。

富鑫證券股份公司

地址：21st Floor, Phu My Hung Building, 08 Hoang Van Thai Street, Tan Phu Ward, District 7, HCMC.

電話號碼：(84-28) 5 413 5479

傳真號碼：+84 28 5413 5473

胡志明市

富美興交易室

地址：Ground Floor CR2-08, 107 Ton Dat Tien Street, Tan Phu Ward, District 7, HCMC

電話號碼：(84-28) 5 413 5478

傳真號碼：+84 28 5413 5473

Tan Binh 分行

地址：Park Legend Building, 251 Hoang Van Thu, Ward 2, Tan Binh District

電話號碼: (84-28) 3813 2401

傳真號碼: (84-28) 3813 2415

第三郡分行

地址：Floor 4th & 5th, D&D Tower, 458 Nguyen Thi Minh Khai Street, District 3, HCMC

電話號碼: (84-28) 382 08068

傳真號碼: (84-28) 3820 8206

第一郡分行

地址：Floor 10th, 1003A, Ruby Building, 81-83-83B-85 Ham Nghi Street, Nguyen Thai Binh Ward, District 1.

電話號碼: (84-28) 3 535 6060

傳真號碼: (84-28) 3 535 2912

河內市

Ha Noi 分行

地址：Floor 5. Vinafor Building 127 Lo Duc St Hai Ba Trung District, Hanoi

電話號碼: (84-24) 3 933 4566

傳真號碼: (84-24) 3 933 4820

Thanh Xuan 分行

地址：Floor 5. UDIC Complex Building N04 Hoang Dao Thuy, Trung Hoa Ward, Cau Giay District, HaNoi.

電話號碼: (84-24) 6 250 9999

傳真號碼: (84-24) 6 250 6666

海防市

海防分行

地址：Floor 2. Eliteco Building
18 Tran Hung Dao Street, Hong Bang District, Hai Phong

電話號碼: (84-225) 384 1810

傳真號碼: (84-225) 384 1801