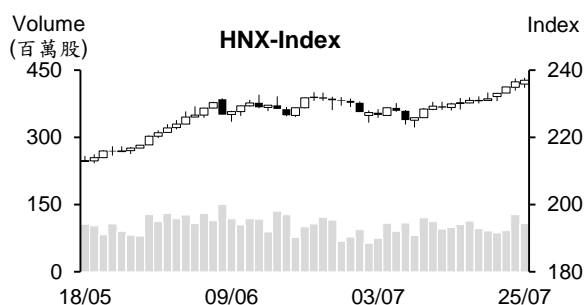
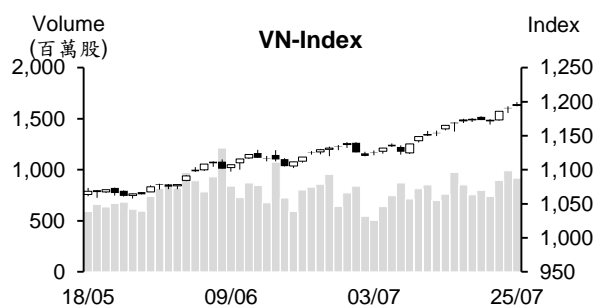


越股行情

| 25/07/2023 | HOSE | | VN30 | | HNX | |
|---------------|-----------------|---------------|---------------|---------------|---------------|----------------|
| 收盤價 | 1,195.90 | 0.44% | 1,198.01 | 0.41% | 236.93 | 0.17% |
| 成交股數(百萬股) | 1,000.67 | -4.09% | 286.32 | 1.58% | 113.51 | -12.60% |
| 撮合股數(百萬股) | 918.52 | -7.13% | 253.44 | -4.45% | 107.49 | -15.80% |
| 與最近 20 日之平均比較 | 783.73 | 17.20% | 217.76 | 16.39% | 97.36 | 10.40% |
| 成交值(十億越盾) | 20,157 | 0.50% | 7,922 | 9.56% | 1,858 | -11.55% |
| 撮合成交值(十億越盾) | 18,579 | -0.61% | 7,010 | 7.93% | 1,745 | -14.62% |
| 與最近 20 日之平均比較 | 15,585 | 19.21% | 5,841 | 20.03% | 1,541 | 13.27% |
| 上漲家數 | 207 | 39% | 13 | 43% | 82 | 33% |
| 下跌家數 | 250 | 47% | 12 | 40% | 107 | 42% |
| 持平家數 | 72 | 14% | 5 | 17% | 63 | 25% |



市場概況

VN 指數持續上漲，然指數最終仍未突破 1,200 點關卡。早盤交易時段，VCB 及 TCB 為市場之焦點，推升指數以紅盤開出後持續墊高。其後短線獲利了賣壓湧現，使盤勢呈現高檔震盪。整體來看，指數雖上漲，但下跌檔數仍占多 (47%)。相較於證券、不動產及零售類股之回落，食品、營建及塑膠族群則逆勢上揚。

技術分析

VN 指數連續三個交易日上漲，量能維持高出最近二十日平均成交量，顯示資金仍在湧入股市。另外，指數守穩在 MA5 之上，配合 MA5、10 及 20 呈現多頭排列，顯示短線盤勢仍偏多。另外，平滑異同移動平均線 (MACD) 維持在信號線-Signal (買進)，相對強弱指標 (RSI) 亦提升至 82，支持指數有機會向上測試 1,200 點；河內部分，HNX 指數連續六個交易日上漲。指數守穩在 MA5 之上，以及 MA5 及 MA20 呈現多頭排列，預期指數將向上測試 250 點。整體而言，盤勢走勢偏多，操作上建議投資人可採取短進短出操作，基本面佳、業績表顯搶眼及吸引資金之股票為投資標的。

建議股名單: BCM (減碼), PVP (獲利了結)

觀察股名單: SBT、MCM

(請參考第 2 頁)

當日調整股名單

| 次號 | 股票代碼 | 評等 | 評等日 | 現時價格 | 買入區間 | 持股表現 | 目標價 | 預期獲利 | 停損價 | 預期損失 | 備註 |
|----|------|------|----------|-------|------|-------|------|-------|------|-------|--------|
| 1 | BCM | 減碼 | 26/07/23 | 78 | 81 | -3.7% | 97 | 19.8% | 79 | -2.5% | 趨勢轉弱 |
| 2 | PVP | 獲利了結 | 26/07/23 | 15.15 | 14.4 | 5.2% | 16.5 | 14.6% | 13.8 | -4.2% | 上漲動能減弱 |

| 次號 | 股票代碼 | 評等 | 評等日 | 現時價格 | 支撐/壓力 | 停損 | 技術指標 |
|----|------|------|----------|-------|---------|------|---|
| 1 | SBT | 觀察買進 | 26/07/23 | 16.85 | 18.5-19 | 15.8 | 最近 SBT 量縮整理 → 這可能是技術性修正 → 投資人可在 16.2-16.5 區間加碼。 |
| 2 | MCM | 觀察買進 | 26/07/23 | 40.2 | 44-45 | 38.9 | MCM 在突破橫向游走區間(積累動能)後已回測，然預期該股之上升走勢可望延續。 |

投資組合部位

| 次號 | 股票代碼 | 評等 | 評等日 | 現時價格 | 買入區間 | 持股表現 | 目標價 | 預期獲利 | 停損價 | 預期損失 | 備註 |
|----|------|----|----------|-------|-------|-------|-------|-------|-------|-------|----|
| 1 | HCM | 續抱 | 15/05/23 | 30.3 | 25.5 | 18.8% | 31 | 21.6% | 24.4 | -4.3% | |
| 2 | CTG | 加碼 | 30/05/23 | 29.9 | 28 | 6.8% | 31.1 | 11.1% | 27.2 | -3% | |
| 3 | SSI | 加碼 | 02/06/23 | 28.8 | 23.45 | 22.8% | 31.2 | 33.0% | 22.45 | -4% | |
| 4 | GMD | 續抱 | 21/06/23 | 58.4 | 51 | 14.5% | 60 | 17.6% | 48.9 | -4% | |
| 5 | BID | 加碼 | 23/06/23 | 47.15 | 43.95 | 7.3% | 48 | 9.2% | 43 | -2% | |
| 6 | PLX | 加碼 | 28/06/23 | 40.3 | 38.15 | 5.6% | 45 | 18% | 37 | -3% | |
| 7 | VRE | 續抱 | 04/07/23 | 29 | 27 | 7.4% | 29.9 | 11% | 26.4 | -2% | |
| 8 | NHH | 加碼 | 17/07/23 | 16.7 | 15.8 | 5.7% | 18 | 14% | 15 | -5% | |
| 9 | PVC | 加碼 | 18/07/23 | 19.2 | 19.2 | 0.0% | 22.75 | 18% | 18.5 | -4% | |
| 10 | LHG | 加碼 | 20/07/23 | 28.7 | 28.5 | 0.7% | 34.5 | 21% | 26.7 | -6% | |
| 11 | VEA | 加碼 | 21/07/23 | 38.4 | 37.8 | 1.6% | 41.1 | 9% | 36.6 | -3% | |
| 12 | TPB | 加碼 | 24/07/23 | 19 | 18.75 | 1.3% | 22 | 17% | 18 | -4% | |
| 13 | OIL | 加碼 | 25/07/23 | 11.04 | 10.93 | 1.0% | 13.9 | 27% | 10.3 | -6% | |

銀行間拆款利率在回落至最低水位後呈現回升

7月前兩週銀行間隔夜年拆款利率為0.1%，較6月底下跌23個基點。其他期限年利率回落亦70-113個基點至0.5%-1.9%。7月第三周(17日至21日)低於1個月期之拆款利率呈現上升。7月21日隔夜、1週、2週及1個月之年拆款利率分別為0.22% (+0.02%)、0.43% (+0.03%)、0.62% (-0.02%) 及 2.03% (-0.21%)。然上週美元拆款利率幾乎持平。由於銀行流動性充沛，自7月初至今公開市場操作(OMO)未產生新筆交易。

對於政府債券市場，7月25日越南社會政策銀行舉辦2兆越盾債券(政府擔保)之投標，包括10年期及15年期(各為1兆越盾)。7月26日國庫單位也舉辦5兆越盾政府債券之投標，包括5年期及20年期(各為5,000億越盾)，10年期及15年期(各為2兆越盾)。

另外，銀行存款利率已連續五個月下跌(國營商業銀行之降幅最大)，目前12個月期之年存款利率僅為6.3%。預期未來貸款利率將有機會調降。

黃金價格突破每兩6,700萬越盾

7月25日上午西貢珠寶公司的SJC金條價格上漲10萬越盾至每兩6,660-6,720萬越盾。Doji集團之黃金買賣價格為每兩6,650-6,720萬越盾。國際黃金價格為每盎司1,961美元(每兩約5,500萬越盾，未包含稅在內)。

7月25日越南國家銀行(SBV)公佈之中心匯率為1美元23,753越盾(上漲9越盾)。商業銀行之匯率約1美元23,520-23,820越盾。

資料來源：Cafef、Vietstock

ACB 計畫發行 20 兆越盾公司債

亞洲商業股份銀行 (ACB) 董事會剛通過有關 2023 年之 20 兆越盾私募債券發行方案。ACB 將分為 20 次發行，每次發行量最多為 20 萬個債券，債券面額為 1 億越盾或其倍數，出售價格等於債券面額。這是不可轉換及無擔保品之債券。債券期限最長為 5 年，採用固定利率。

另外，ACB 將在 6 月 22 日、6 月 23 日、7 月 8 日及 7 月 15 日分別贖回 ACBH2124005、ACBH2124006、ACBH2124011 及 ACBH2124012 等 4 筆債券 (面額為 10 兆越盾)。購買價格等於債券面額。

今年第一季 ACB 合併稅前盈餘較去年同期增長逾 25% 至近 5.157 兆越盾，達成年度計劃的 26%、資產總額增加 0.6% 至 611.224 兆越盾、放款餘額則下降 0.6% 至 411.289 兆越盾及不良貸款率低於 1%。

在公佈獲利創下歷史新高後，FPT 將支出近 1.3 兆越盾來預支 2023 年股息

據 FPT 股份公司之公佈，8 月 25 日為 FPT 股東名冊之截止日。公司計劃將於 9 月 12 日預支 2023 年第一次現金股息 (比率為 10%)。以近 13 億流通股來計算，FPT 支付的股息金額約 1.26 兆越盾。FPT 計劃 2023 年現金股息比率為 20%。2022 年現金股息比率為 20% 及股票股利比率為 20:3。

PV GAS 將發放大約 6.9 兆越盾股息

越南天然氣股份公司 (PV Gas - GAS) 董事會剛通過有關 2022 年現金股息比率為 36% 之方案。除權交易日為 2023 年 8 月 29 日 (股東名冊之截止日為 8 月 30 日)，發放日為 2023 年 11 月 2 日。

以逾 19 億流通股，這次公司支付之股息金額將為 6.89 兆越盾。越南石油天然氣集團 (PetroVietnam) 對 PV GAS 之持股率近 96%，因此將收到約 6.6 兆越盾之股息。

資料來源：Cafef、Vietstock

市場統計

撮合統計

推升指數的前五名股票

| HOSE | | | | HNX | | | |
|------|-------------|---------|-----------|------|--------------|---------|-----------|
| 股票代碼 | 收盤價 (越盾) | 漲跌 % | 影響指數 % | 股票代碼 | 收盤價 (VND) | 漲跌 % | 影響指數 % |
| VCB | 91,700 | 3.54% | 0.32% | CEO | 18,700 | 3.89% | 0.12% |
| TCB | 33,500 | 3.24% | 0.08% | HTP | 31,800 | 7.80% | 0.07% |
| SAB | 158,000 | 1.94% | 0.04% | DNP | 24,900 | 6.87% | 0.06% |
| VNM | 74,500 | 1.22% | 0.04% | VIF | 14,500 | 3.57% | 0.06% |
| BID | 47,150 | 0.75% | 0.04% | NVB | 14,400 | 2.13% | 0.06% |

拖累指數的前五名股票

| HOSE | | | | HNX | | | |
|------|-------------|---------|-----------|------|-------------|---------|-----------|
| 股票代碼 | 收盤價 (越盾) | 漲跌 % | 影響指數 % | 股票代碼 | 收盤價 (越盾) | 漲跌 % | 影響指數 % |
| VHM | 58,600 | -0.85% | -0.05% | IDC | 45,000 | -1.53% | -0.08% |
| VIC | 51,500 | -0.96% | -0.04% | HUT | 20,500 | -1.44% | -0.04% |
| GVR | 21,800 | -1.80% | -0.03% | BAB | 14,100 | -0.70% | -0.03% |
| MWG | 53,600 | -1.65% | -0.03% | SHS | 15,100 | -0.66% | -0.03% |
| BCM | 78,000 | -1.52% | -0.03% | VNT | 49,500 | -8.16% | -0.02% |

前五名成交量

| HOSE | | | | HNX | | | |
|------|-------------|---------|------------|------|-------------|---------|-------------|
| 股票代碼 | 收盤價 (越盾) | 漲跌 % | 成交量 (股) | 股票代碼 | 收盤價 (越盾) | 漲跌 % | 成交量 (千股) |
| NVL | 16,200 | 0.00% | 42,483,418 | SHS | 15,100 | -0.66% | 15,923,799 |
| DIG | 25,600 | 2.40% | 40,719,093 | CEO | 18,700 | 3.89% | 13,317,752 |
| MSB | 13,500 | -0.74% | 29,417,811 | AMV | 5,200 | 4.00% | 7,816,823 |
| AAA | 12,450 | 5.51% | 26,646,814 | TAR | 20,900 | 3.98% | 5,382,101 |
| VPB | 21,850 | 0.00% | 26,114,882 | PVS | 35,000 | 0.29% | 4,893,418 |

前五名成交值

| HOSE | | | | HNX | | | |
|------|-------------|---------|---------------|------|-------------|---------|---------------|
| 股票代碼 | 收盤價 (越盾) | 漲跌 % | 成交值 (十億越盾) | 股票代碼 | 收盤價 (越盾) | 漲跌 % | 成交值 (十億越盾) |
| DIG | 25,600 | 2.40% | 1,026.9 | CEO | 18,700 | 3.89% | 247.5 |
| NVL | 16,200 | 0.00% | 698.2 | SHS | 15,100 | -0.66% | 241.6 |
| VPB | 21,850 | 0.00% | 574.1 | PVS | 35,000 | 0.29% | 170.6 |
| HPG | 28,250 | 0.00% | 570.5 | IDC | 45,000 | -1.53% | 157.7 |
| STB | 28,500 | -0.70% | 565.5 | TAR | 20,900 | 3.98% | 112.9 |

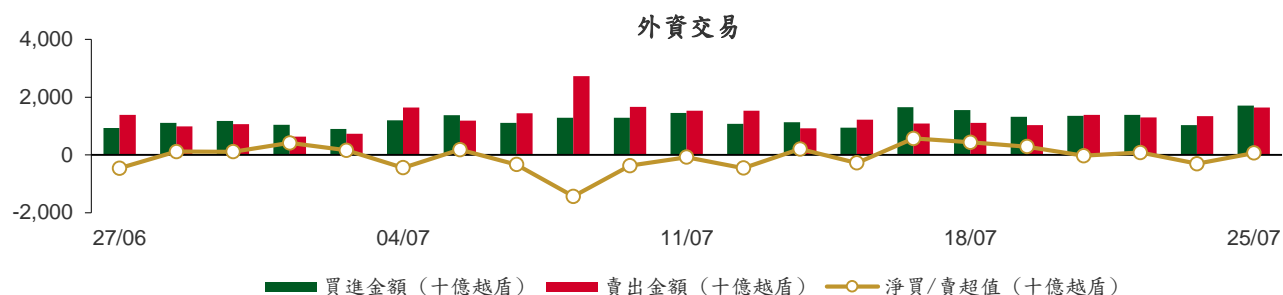
議價交易

前五名股

| HOSE | | | HNX | | |
|------|------------|---------------|------|------------|---------------|
| 股票代碼 | 成交量 (股) | 成交值 (十億越盾) | 股票代碼 | 成交量 (股) | 成交值 (十億越盾) |
| VIB | 21,000,068 | 441.70 | HUT | 2,680,000 | 58.96 |
| VNM | 2,400,014 | 187.68 | BNA | 879,875 | 11.97 |
| MSB | 12,313,000 | 161.40 | HHC | 95,000 | 10.45 |
| EVF | 17,000,000 | 160.65 | NVB | 709,301 | 10.14 |
| VPB | 3,870,072 | 85.26 | DNP | 400,000 | 8.76 |

外資交易行情 (股票)

| 證交所 | 買進成交量 (百萬股) | 買進金額 (十億越盾) | 賣出成交量 (百萬股) | 賣出金額 (十億越盾) | 淨買/賣成 交易 (百萬股) | 淨買/賣超值 (十億越盾) |
|-----------|----------------|-----------------|----------------|-----------------|----------------------|------------------|
| HOSE | 61.27 | 1,609.53 | 59.11 | 1,620.52 | 2.17 | (10.97) |
| HNX | 5.48 | 98.63 | 0.67 | 19.49 | 4.81 | 79.14 |
| 總計 | 66.75 | 1,708.16 | 59.77 | 1,640.01 | 6.98 | 68.17 |



| 前五名買進 | | | | | | | |
|-------|-------------|------------|---------------|------|-------------|------------|---------------|
| HOSE | | | HNX | | | | |
| 股票代碼 | 收盤價 (越盾) | 成交量 (股) | 成交值 (十億越盾) | 股票代碼 | 收盤價 (越盾) | 成交量 (股) | 成交值 (十億越盾) |
| HPG | 28,250 | 5,179,000 | 146.19 | SHS | 15,100 | 4,133,600 | 62.86 |
| MSB | 13,500 | 10,474,300 | 136.27 | PVS | 35,000 | 457,000 | 15.93 |
| VHM | 58,600 | 2,294,400 | 134.75 | TNG | 20,800 | 477,800 | 10.07 |
| VCB | 91,700 | 1,349,300 | 123.91 | IDC | 45,000 | 96,550 | 4.37 |
| VNM | 74,500 | 1,020,400 | 75.46 | CEO | 18,700 | 133,600 | 2.43 |

| 前五名賣出 | | | | | | | |
|-------|-------------|------------|---------------|------|-------------|------------|---------------|
| HOSE | | | HNX | | | | |
| 股票代碼 | 收盤價 (越盾) | 成交量 (股) | 成交值 (十億越盾) | 股票代碼 | 收盤價 (越盾) | 成交量 (股) | 成交值 (十億越盾) |
| VNM | 74,500 | 2,890,600 | 223.87 | PVS | 35,000 | 410,200 | 14.14 |
| MSB | 13,500 | 16,000,000 | 219.33 | PVI | 54,000 | 20,900 | 1.12 |
| VCB | 91,700 | 1,598,400 | 146.81 | EID | 21,200 | 42,100 | 0.89 |
| VHM | 58,600 | 1,849,800 | 111.07 | NVB | 14,400 | 50,100 | 0.72 |
| VPB | 21,850 | 3,659,700 | 80.36 | TVD | 16,200 | 32,300 | 0.52 |

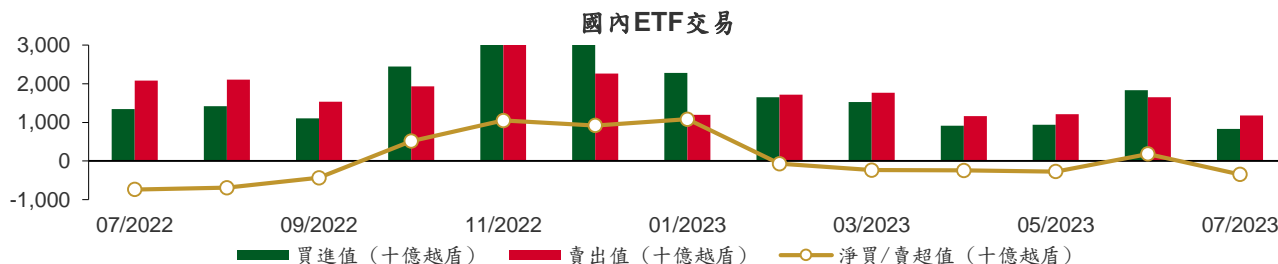
| 前五名淨買超 | | | | | | | |
|--------|-------------|--------------|----------------|------|-------------|--------------|----------------|
| HOSE | | | HNX | | | | |
| 股票代碼 | 收盤價 (越盾) | 淨買成交量 (股) | 淨買超值 (十億越盾) | 股票代碼 | 收盤價 (越盾) | 淨買成交量 (股) | 淨買超值 (十億越盾) |
| HPG | 28,250 | 2,539,400 | 71.81 | SHS | 15,100 | 4,133,460 | 62.86 |
| VRE | 29,000 | 1,363,300 | 39.27 | TNG | 20,800 | 470,850 | 9.93 |
| SSI | 28,800 | 1,150,600 | 33.20 | IDC | 45,000 | 91,550 | 4.15 |
| GEX | 22,000 | 1,502,600 | 32.98 | CEO | 18,700 | 132,900 | 2.42 |
| HDB | 17,200 | 1,743,700 | 29.98 | PVS | 35,000 | 46,800 | 1.78 |

前五名淨賣超

| HOSE | | | | HNX | | | |
|------|-------------|--------------|----------------|------|-------------|--------------|----------------|
| 股票代碼 | 收盤價 (越盾) | 淨賣成交量 (股) | 淨賣超值 (十億越盾) | 股票代碼 | 收盤價 (越盾) | 淨賣成交量 (股) | 淨賣超值 (十億越盾) |
| VNM | 74,500 | (1,870,200) | (148.41) | EID | 21,200 | (42,100) | (0.89) |
| MSB | 13,500 | (5,525,700) | (83.05) | PVI | 54,000 | (16,500) | (0.88) |
| DGW | 53,500 | (708,000) | (37.82) | NVB | 14,400 | (50,100) | (0.72) |
| VPB | 21,850 | (1,064,000) | (23.39) | TVD | 16,200 | (32,300) | (0.52) |
| VCB | 91,700 | (249,100) | (22.90) | NBC | 12,800 | (38,700) | (0.50) |

ETF 交易

| 價格統計 | | | | | 外資交易 | | | |
|-----------|-------------|-----------|------------------|---------------|-----------|----------------|----------------|----------------|
| ETF 代碼 | 收盤價 (越盾) | 漲跌 (%) | 成交量 (股) | 成交值 (十億越盾) | ETF 代碼 | 買進金額 (十億越盾) | 賣出金額 (十億越盾) | 淨超值 (十億越盾) |
| E1VFN30 | 20,500 | 0.5% | 1,664,247 | 34.20 | E1VFN30 | 21.07 | 32.97 | (11.91) |
| FUEMAV30 | 14,190 | 0.6% | 8,700 | 0.12 | FUEMAV30 | 0.11 | 0.06 | 0.05 |
| FUESSV30 | 14,720 | 0.3% | 3,900 | 0.06 | FUESSV30 | 0.01 | 0.01 | (0.00) |
| FUESSV50 | 18,200 | 0.0% | 11,810 | 0.22 | FUESSV50 | 0.00 | 0.00 | (0.00) |
| FUESSVFL | 18,380 | 0.2% | 269,750 | 5.01 | FUESSVFL | 0.14 | 1.86 | (1.72) |
| FUEVFVND | 26,090 | 0.7% | 1,259,954 | 32.85 | FUEVFVND | 14.84 | 31.19 | (16.34) |
| FUEVN100 | 15,590 | 0.5% | 90,500 | 1.41 | FUEVN100 | 0.47 | 1.05 | (0.58) |
| FUEIP100 | 8,620 | 1.3% | 1,500 | 0.01 | FUEIP100 | 0.01 | 0.01 | (0.00) |
| FUEKIV30 | 7,980 | 1.0% | 1,200 | 0.01 | FUEKIV30 | 0.00 | 0.00 | 0.00 |
| FUEDCMID | 10,030 | -0.4% | 1,900 | 0.02 | FUEDCMID | 0.00 | 0.02 | (0.02) |
| FUEKIVFS | 10,560 | 0.6% | 49,021 | 0.52 | FUEKIVFS | 0.24 | 0.27 | (0.03) |
| FUEMAVND | 10,950 | 0.5% | 1,200,700 | 13.07 | FUEMAVND | 13.07 | 13.07 | 0.00 |
| FUEFCV50 | 11,760 | 6.9% | 1,800 | 0.02 | FUEFCV50 | 0.00 | 0.00 | 0.00 |
| 總計 | | | 3,362,482 | 74.44 | 總計 | 36.89 | 67.44 | (30.55) |



從2022年7月1日至2023年7月25日國內ETF價格變動



權證資訊

| 權證代碼(*) | 收盤價 (越盾) | 漲跌 (%) | 成交量 | 到期的 天數 | 標的股 票之價 格 (越盾) | 權證理 論價格 (越盾) (**) | 與收盤價 的差異 (越盾) | 履約價 格(越盾) | 行使比 例 n:1 | 到期日 |
|----------|-------------|-----------|---------|-----------|-------------------------|----------------------------|---------------------|--------------|--------------|------------|
| CACB2208 | 1,390 | 4.5% | 57,460 | 42 | 22,300 | 1,342 | (48) | 17,940 | 3.3 | 05/09/2023 |
| CACB2301 | 200 | 17.6% | 65,170 | 13 | 22,300 | 132 | (68) | 23,120 | 1.7 | 07/08/2023 |
| CFPT2210 | 690 | 1.5% | 116,000 | 37 | 81,300 | 568 | (122) | 77,380 | 8.6 | 31/08/2023 |
| CFPT2213 | 2,090 | 2.0% | 10,330 | 42 | 81,300 | 2,028 | (62) | 64,050 | 8.6 | 05/09/2023 |
| CFPT2214 | 2,170 | 3.3% | 3,350 | 99 | 81,300 | 1,919 | (251) | 65,340 | 8.6 | 01/11/2023 |
| CFPT2302 | 1,220 | 1.7% | 630 | 22 | 81,300 | 974 | (246) | 73,080 | 8.6 | 16/08/2023 |
| CFPT2303 | 1,200 | 13.2% | 12,400 | 107 | 81,300 | 1,041 | (159) | 73,940 | 8.6 | 09/11/2023 |
| CHDB2301 | 700 | 1.4% | 4,070 | 97 | 17,200 | 375 | (325) | 16,830 | 3.5 | 30/10/2023 |
| CHDB2302 | 830 | -2.4% | 60 | 121 | 17,200 | 459 | (371) | 16,540 | 3.5 | 23/11/2023 |
| CHDB2303 | 790 | 0.0% | 690 | 153 | 17,200 | 368 | (422) | 17,500 | 3.5 | 25/12/2023 |
| CHDB2304 | 1,000 | 2.0% | 80 | 244 | 17,200 | 391 | (609) | 18,280 | 3.5 | 25/03/2024 |
| CHDB2305 | 930 | -1.1% | 20 | 216 | 17,200 | 339 | (591) | 18,470 | 3.5 | 26/02/2024 |
| CHDB2306 | 1,040 | -1.0% | 1,280 | 337 | 17,200 | 384 | (656) | 19,340 | 3.5 | 26/06/2024 |
| CHPG2226 | 4,450 | 0.2% | 1,760 | 42 | 28,250 | 4,408 | (42) | 19,500 | 2.0 | 05/09/2023 |
| CHPG2227 | 4,330 | 0.7% | 1,230 | 99 | 28,250 | 4,042 | (288) | 20,500 | 2.0 | 01/11/2023 |
| CHPG2302 | 4,410 | -1.3% | 5,210 | 64 | 28,250 | 4,195 | (215) | 20,000 | 2.0 | 27/09/2023 |
| CHPG2304 | 2,820 | 0.7% | 1,080 | 22 | 28,250 | 2,658 | (162) | 23,000 | 2.0 | 16/08/2023 |
| CHPG2305 | 2,540 | 1.6% | 4,470 | 13 | 28,250 | 2,539 | (1) | 23,200 | 2.0 | 07/08/2023 |
| CHPG2306 | 2,900 | 0.0% | 13,580 | 107 | 28,250 | 2,859 | (41) | 20,000 | 3.0 | 09/11/2023 |
| CHPG2307 | 2,000 | 0.0% | 3,750 | 161 | 28,250 | 1,684 | (316) | 22,670 | 4.0 | 02/01/2024 |
| CHPG2308 | 1,840 | 1.7% | 350 | 97 | 28,250 | 1,669 | (171) | 22,110 | 4.0 | 30/10/2023 |
| CHPG2309 | 2,380 | -0.4% | 43,370 | 304 | 28,250 | 2,311 | (69) | 24,000 | 3.0 | 24/05/2024 |
| CHPG2310 | 1,530 | 1.3% | 4,450 | 69 | 28,250 | 1,379 | (151) | 23,220 | 4.0 | 02/10/2023 |
| CHPG2311 | 2,120 | 0.5% | 1,450 | 129 | 28,250 | 1,908 | (212) | 21,230 | 4.0 | 01/12/2023 |
| CHPG2312 | 1,800 | 0.6% | 7,800 | 161 | 28,250 | 1,489 | (311) | 23,780 | 4.0 | 02/01/2024 |
| CHPG2313 | 2,100 | 0.5% | 1,950 | 220 | 28,250 | 1,684 | (416) | 23,330 | 4.0 | 01/03/2024 |
| CHPG2314 | 4,080 | 0.5% | 14,260 | 219 | 28,250 | 4,021 | (59) | 21,450 | 2.0 | 29/02/2024 |
| CHPG2315 | 1,920 | 2.1% | 20 | 335 | 28,250 | 1,305 | (615) | 27,780 | 4.0 | 24/06/2024 |
| CHPG2316 | 2,060 | 3.0% | 1,520 | 426 | 28,250 | 1,354 | (706) | 28,890 | 4.0 | 23/09/2024 |
| CHPG2317 | 1,630 | 2.5% | 6,330 | 216 | 28,250 | 1,160 | (470) | 26,890 | 4.0 | 26/02/2024 |
| CHPG2318 | 1,460 | -1.4% | 23,970 | 245 | 28,250 | 965 | (495) | 29,220 | 4.0 | 26/03/2024 |
| CHPG2319 | 1,710 | 0.0% | 17,760 | 337 | 28,250 | 1,073 | (637) | 30,110 | 4.0 | 26/06/2024 |
| CMBB2211 | 70 | 0.0% | 124,380 | 37 | 18,800 | 12 | (58) | 22,900 | 3.4 | 31/08/2023 |
| CMBB2214 | 2,730 | 5.0% | 90 | 42 | 18,800 | 2,607 | (123) | 14,420 | 1.7 | 05/09/2023 |
| CMBB2215 | 2,580 | 2.4% | 37,620 | 99 | 18,800 | 2,250 | (330) | 15,270 | 1.7 | 01/11/2023 |
| CMBB2303 | 650 | 6.6% | 40,940 | 13 | 18,800 | 755 | 105 | 17,640 | 1.7 | 07/08/2023 |
| CMBB2304 | 740 | 1.4% | 17,970 | 69 | 18,800 | 689 | (51) | 13,010 | 8.5 | 02/10/2023 |
| CMBB2305 | 730 | 1.4% | 34,820 | 161 | 18,800 | 561 | (169) | 14,420 | 8.5 | 02/01/2024 |
| CMBB2306 | 2,390 | 4.8% | 112,730 | 304 | 18,800 | 2,079 | (311) | 16,970 | 1.7 | 24/05/2024 |
| CMSN2215 | 110 | -8.3% | 19,420 | 42 | 83,400 | 28 | (82) | 102,000 | 10.0 | 05/09/2023 |
| CMSN2301 | 1,570 | -3.7% | 13,150 | 97 | 83,400 | 1,220 | (350) | 73,980 | 10.0 | 30/10/2023 |
| CMSN2302 | 4,210 | -17.6% | 32,080 | 304 | 83,400 | 3,669 | (541) | 66,000 | 6.0 | 24/05/2024 |
| CMSN2303 | 1,140 | -5.0% | 20,530 | 69 | 83,400 | 857 | (283) | 78,000 | 10.0 | 02/10/2023 |
| CMSN2304 | 1,640 | -4.1% | 4,080 | 129 | 83,400 | 1,194 | (446) | 75,680 | 10.0 | 01/12/2023 |
| CMSN2305 | 1,970 | -3.4% | 1,400 | 220 | 83,400 | 1,352 | (618) | 76,790 | 10.0 | 01/03/2024 |
| CMSN2306 | 1,820 | -3.7% | 30 | 216 | 83,400 | 1,169 | (651) | 80,000 | 10.0 | 26/02/2024 |
| CMSN2307 | 2,150 | -3.2% | 820 | 337 | 83,400 | 1,285 | (865) | 83,000 | 10.0 | 26/06/2024 |
| CMWG2214 | 890 | -8.2% | 33,680 | 42 | 53,600 | 781 | (109) | 46,500 | 10.0 | 05/09/2023 |
| CMWG2215 | 1,220 | -5.4% | 10,550 | 99 | 53,600 | 1,014 | (206) | 45,000 | 10.0 | 01/11/2023 |
| CMWG2302 | 970 | -11.0% | 65,020 | 107 | 53,600 | 1,157 | 187 | 50,000 | 6.0 | 09/11/2023 |
| CMWG2303 | 1,150 | -2.5% | 20,100 | 69 | 53,600 | 1,121 | (29) | 31,330 | 20.0 | 02/10/2023 |
| CMWG2304 | 1,130 | -3.4% | 750 | 161 | 53,600 | 1,011 | (119) | 34,000 | 20.0 | 02/01/2024 |
| CMWG2305 | 5,420 | -2.0% | 45,430 | 304 | 53,600 | 4,881 | (539) | 36,000 | 4.0 | 24/05/2024 |

| | | | | | | | | | | |
|----------|-------|-------|---------|-----|--------|-------|-------|--------|-----|------------|
| CNVL2301 | 1,420 | -2.1% | 25,720 | 97 | 16,200 | 860 | (560) | 13,460 | 4.0 | 30/10/2023 |
| CNVL2302 | 1,050 | -3.7% | 38,690 | 121 | 16,200 | 508 | (542) | 16,330 | 4.0 | 23/11/2023 |
| CNVL2303 | 1,440 | -0.7% | 1,420 | 244 | 16,200 | 636 | (804) | 17,330 | 4.0 | 25/03/2024 |
| CNVL2304 | 1,210 | -0.8% | 58,980 | 154 | 16,200 | 664 | (546) | 15,560 | 4.0 | 26/12/2023 |
| CNVL2305 | 1,630 | -1.2% | 1,320 | 337 | 16,200 | 802 | (828) | 17,000 | 4.0 | 26/06/2024 |
| CPDR2301 | 2,060 | -1.4% | 50,080 | 97 | 21,350 | 1,844 | (216) | 14,220 | 4.0 | 30/10/2023 |
| CPDR2302 | 1,590 | -1.2% | 340 | 121 | 21,350 | 1,034 | (556) | 18,670 | 4.0 | 23/11/2023 |
| CPDR2303 | 1,890 | 0.5% | 230 | 244 | 21,350 | 1,137 | (753) | 19,890 | 4.0 | 25/03/2024 |
| CPDR2304 | 1,760 | 0.0% | 2,520 | 154 | 21,350 | 1,213 | (547) | 18,000 | 4.0 | 26/12/2023 |
| CPDR2305 | 2,080 | -1.0% | 320 | 337 | 21,350 | 1,265 | (815) | 20,220 | 4.0 | 26/06/2024 |
| CPOW2301 | 620 | -1.6% | 75,140 | 97 | 13,250 | 348 | (272) | 13,980 | 2.0 | 30/10/2023 |
| CPOW2302 | 680 | -5.6% | 37,230 | 121 | 13,250 | 347 | (333) | 14,330 | 2.0 | 23/11/2023 |
| CPOW2303 | 630 | 0.0% | 37,320 | 153 | 13,250 | 275 | (355) | 15,330 | 2.0 | 25/12/2023 |
| CPOW2304 | 890 | -2.2% | 170 | 244 | 13,250 | 316 | (574) | 16,330 | 2.0 | 25/03/2024 |
| CPOW2305 | 1,000 | 0.0% | 20 | 216 | 13,250 | 434 | (566) | 15,000 | 2.0 | 26/02/2024 |
| CPOW2306 | 1,230 | 0.0% | 20 | 337 | 13,250 | 488 | (742) | 16,000 | 2.0 | 26/06/2024 |
| CSTB2224 | 4,380 | -1.6% | 124,460 | 42 | 28,500 | 4,285 | (95) | 20,000 | 2.0 | 05/09/2023 |
| CSTB2225 | 4,430 | -1.6% | 46,670 | 99 | 28,500 | 4,163 | (267) | 20,500 | 2.0 | 01/11/2023 |
| CSTB2302 | 570 | -8.1% | 4,210 | 13 | 28,500 | 561 | (9) | 28,200 | 2.0 | 07/08/2023 |
| CSTB2303 | 3,860 | -3.5% | 19,200 | 107 | 28,500 | 3,537 | (323) | 22,000 | 2.0 | 09/11/2023 |
| CSTB2304 | 720 | -4.0% | 820 | 97 | 28,500 | 524 | (196) | 28,670 | 5.0 | 30/10/2023 |
| CSTB2305 | 1,000 | -2.0% | 120 | 161 | 28,500 | 646 | (354) | 29,110 | 5.0 | 02/01/2024 |
| CSTB2306 | 2,340 | -1.7% | 145,450 | 304 | 28,500 | 2,122 | (218) | 30,000 | 2.0 | 24/05/2024 |
| CSTB2307 | 460 | -2.1% | 49,540 | 69 | 28,500 | 328 | (132) | 30,000 | 5.0 | 02/10/2023 |
| CSTB2308 | 930 | -1.1% | 26,740 | 129 | 28,500 | 691 | (239) | 27,800 | 5.0 | 01/12/2023 |
| CSTB2309 | 770 | -4.9% | 3,510 | 161 | 28,500 | 533 | (237) | 30,560 | 5.0 | 02/01/2024 |
| CSTB2310 | 990 | -2.0% | 4,790 | 220 | 28,500 | 673 | (317) | 30,330 | 5.0 | 01/03/2024 |
| CSTB2311 | 1,830 | -1.1% | 23,930 | 128 | 28,500 | 1,746 | (84) | 27,700 | 2.0 | 30/11/2023 |
| CSTB2312 | 1,220 | -0.8% | 20 | 335 | 28,500 | 676 | (544) | 33,330 | 5.0 | 24/06/2024 |
| CSTB2313 | 1,320 | -1.5% | 1,270 | 426 | 28,500 | 689 | (631) | 35,560 | 5.0 | 23/09/2024 |
| CSTB2314 | 920 | -3.2% | 70 | 216 | 28,500 | 536 | (384) | 32,220 | 5.0 | 26/02/2024 |
| CSTB2315 | 840 | -6.7% | 590 | 245 | 28,500 | 471 | (369) | 34,330 | 5.0 | 26/03/2024 |
| CSTB2316 | 1,060 | -0.9% | 90 | 337 | 28,500 | 523 | (537) | 36,330 | 5.0 | 26/06/2024 |
| CTCB2212 | 70 | 16.7% | 18,010 | 37 | 33,500 | 7 | (63) | 44,000 | 4.0 | 31/08/2023 |
| CTCB2215 | 1,890 | 17.4% | 46,280 | 42 | 33,500 | 1,785 | (105) | 26,500 | 4.0 | 05/09/2023 |
| CTCB2216 | 1,960 | 14.0% | 35,110 | 99 | 33,500 | 1,679 | (281) | 27,500 | 4.0 | 01/11/2023 |
| CTCB2301 | 1,420 | 11.8% | 4,560 | 22 | 33,500 | 1,245 | (175) | 30,000 | 3.0 | 16/08/2023 |
| CTCB2302 | 3,320 | 9.2% | 59,670 | 304 | 33,500 | 2,902 | (418) | 27,000 | 3.0 | 24/05/2024 |
| CTPB2301 | 1,030 | 8.4% | 29,900 | 13 | 19,000 | 1,154 | 124 | 16,840 | 1.9 | 07/08/2023 |
| CTPB2302 | 750 | 4.2% | 70,990 | 69 | 19,000 | 678 | (72) | 14,220 | 7.2 | 02/10/2023 |
| CTPB2303 | 720 | 0.0% | 55,620 | 161 | 19,000 | 534 | (186) | 15,810 | 7.2 | 02/01/2024 |
| CVHM2216 | 210 | 5.0% | 26,010 | 37 | 58,600 | 179 | (31) | 62,000 | 8.0 | 31/08/2023 |
| CVHM2219 | 1,160 | 3.6% | 19,950 | 42 | 58,600 | 877 | (283) | 56,000 | 5.0 | 05/09/2023 |
| CVHM2220 | 1,490 | 0.0% | 6,550 | 99 | 58,600 | 972 | (518) | 58,000 | 5.0 | 01/11/2023 |
| CVHM2301 | 1,000 | -4.8% | 10 | 97 | 58,600 | 674 | (326) | 56,880 | 8.0 | 30/10/2023 |
| CVHM2302 | 3,950 | -1.7% | 1,700 | 304 | 58,600 | 3,217 | (733) | 50,000 | 4.0 | 24/05/2024 |
| CVHM2303 | 660 | 0.0% | 6,100 | 69 | 58,600 | 401 | (259) | 59,890 | 8.0 | 02/10/2023 |
| CVHM2304 | 1,400 | 4.5% | 200 | 129 | 58,600 | 1,003 | (397) | 53,560 | 8.0 | 01/12/2023 |
| CVHM2305 | 1,450 | 2.1% | 4,780 | 220 | 58,600 | 914 | (536) | 57,780 | 8.0 | 01/03/2024 |
| CVHM2306 | 1,370 | -3.5% | 20 | 216 | 58,600 | 745 | (625) | 60,670 | 8.0 | 26/02/2024 |
| CVHM2307 | 1,700 | -2.3% | 20 | 337 | 58,600 | 874 | (826) | 62,670 | 8.0 | 26/06/2024 |
| CVIB2201 | 3,460 | 0.6% | 2,410 | 42 | 20,950 | 3,152 | (308) | 15,960 | 1.6 | 05/09/2023 |
| CVIB2301 | 550 | 5.8% | 34,870 | 13 | 20,950 | 614 | 64 | 20,210 | 1.6 | 07/08/2023 |
| CVIB2302 | 2,540 | -0.4% | 41,110 | 304 | 20,950 | 2,155 | (385) | 19,150 | 1.7 | 24/05/2024 |
| CVIC2301 | 660 | -1.5% | 31,780 | 97 | 51,500 | 309 | (351) | 53,980 | 8.0 | 30/10/2023 |
| CVIC2302 | 690 | -2.8% | 4,790 | 121 | 51,500 | 288 | (402) | 55,670 | 8.0 | 23/11/2023 |
| CVIC2303 | 720 | -1.4% | 8,460 | 153 | 51,500 | 271 | (449) | 57,780 | 8.0 | 25/12/2023 |
| CVIC2304 | 970 | -2.0% | 14,340 | 244 | 51,500 | 343 | (627) | 59,890 | 8.0 | 25/03/2024 |
| CVIC2305 | 860 | -3.4% | 1,860 | 216 | 51,500 | 268 | (592) | 61,110 | 8.0 | 26/02/2024 |
| CVIC2306 | 1,200 | -2.4% | 320 | 337 | 51,500 | 392 | (808) | 62,220 | 8.0 | 26/06/2024 |

| | | | | | | | | | | |
|----------|-------|-------|---------|-----|--------|-------|---------|--------|------|------------|
| CVNM2212 | 240 | 4.3% | 136,560 | 42 | 74,500 | 57 | (183) | 80,560 | 7.9 | 05/09/2023 |
| CVNM2301 | 1,050 | 5.0% | 55,760 | 97 | 74,500 | 711 | (339) | 68,890 | 10.0 | 30/10/2023 |
| CVNM2302 | 710 | 6.0% | 89,390 | 69 | 74,500 | 426 | (284) | 72,220 | 10.0 | 02/10/2023 |
| CVNM2303 | 1,140 | 5.6% | 15,430 | 129 | 74,500 | 682 | (458) | 70,000 | 10.0 | 01/12/2023 |
| CVNM2304 | 1,450 | 1.4% | 6,870 | 220 | 74,500 | 748 | (702) | 71,000 | 10.0 | 01/03/2024 |
| CVNM2305 | 1,410 | 1.4% | 1,030 | 216 | 74,500 | 610 | (800) | 73,330 | 10.0 | 26/02/2024 |
| CVNM2306 | 1,740 | 3.6% | 1,710 | 337 | 74,500 | 652 | (1,088) | 75,560 | 10.0 | 26/06/2024 |
| CVPB2212 | 120 | -7.7% | 83,090 | 37 | 21,850 | 71 | (49) | 24,640 | 2.7 | 31/08/2023 |
| CVPB2214 | 1,330 | 3.9% | 69,880 | 42 | 21,850 | 1,228 | (102) | 17,000 | 4.0 | 05/09/2023 |
| CVPB2301 | 930 | 5.7% | 8,500 | 64 | 21,850 | 642 | (288) | 19,800 | 4.0 | 27/09/2023 |
| CVPB2302 | 1,810 | 1.1% | 5,460 | 22 | 21,850 | 1,649 | (161) | 18,600 | 2.0 | 16/08/2023 |
| CVPB2303 | 560 | 3.7% | 47,980 | 69 | 21,850 | 385 | (175) | 15,780 | 16.0 | 02/10/2023 |
| CVPB2304 | 600 | 1.7% | 40,960 | 161 | 21,850 | 333 | (267) | 17,000 | 16.0 | 02/01/2024 |
| CVRE2216 | 240 | 4.3% | 38,140 | 37 | 29,000 | 181 | (59) | 31,000 | 4.0 | 31/08/2023 |
| CVRE2220 | 400 | 14.3% | 137,550 | 42 | 29,000 | 287 | (113) | 30,000 | 4.0 | 05/09/2023 |
| CVRE2221 | 500 | 11.1% | 27,970 | 99 | 29,000 | 297 | (203) | 32,500 | 4.0 | 01/11/2023 |
| CVRE2302 | 690 | 7.8% | 8,840 | 97 | 29,000 | 517 | (173) | 28,670 | 5.0 | 30/10/2023 |
| CVRE2303 | 2,420 | 3.4% | 59,330 | 304 | 29,000 | 2,159 | (261) | 25,000 | 3.0 | 24/05/2024 |
| CVRE2304 | 460 | 9.5% | 129,530 | 69 | 29,000 | 320 | (140) | 30,000 | 5.0 | 02/10/2023 |
| CVRE2305 | 970 | 6.6% | 52,380 | 129 | 29,000 | 759 | (211) | 27,110 | 5.0 | 01/12/2023 |
| CVRE2306 | 1,010 | 6.3% | 2,730 | 220 | 29,000 | 712 | (298) | 29,330 | 5.0 | 01/03/2024 |
| CVRE2307 | 1,060 | 7.1% | 30 | 216 | 29,000 | 622 | (438) | 30,330 | 5.0 | 26/02/2024 |
| CVRE2308 | 1,270 | 4.1% | 19,080 | 337 | 29,000 | 740 | (530) | 31,330 | 5.0 | 26/06/2024 |

(*) 歐式交易方式，以現金交易

(**) PHS 採用 Black-Scholes 估價方式

期投資股

| 股票代碼 | 證券所 | 現時價格 | 目標價* | 報告日 | 預期 2022 年盈利 (十億越盾) | PE Forward | PB Forward |
|------|-------|---------|---------|-----------|--------------------------|---------------|---------------|
| STB | HOSE | 28,500 | 38,000 | 7/14/2023 | 7,259 | 9.9 | 1.6 |
| TCM | HOSE | 52,400 | 52,300 | 7/6/2023 | 211 | 20.4 | 2.1 |
| PLX | HOSE | 40,300 | 45,100 | 7/5/2023 | 3,513 | 18.3 | 2.5 |
| ACB | HOSE | 22,300 | 25,400 | 6/30/2023 | 14,955 | 6.6 | 1.3 |
| VCB | HOSE | 91,700 | 131,270 | 6/13/2023 | 36,911 | 16.8 | 3.6 |
| BID | HOSE | 47,150 | 57,956 | 6/13/2023 | 23,019 | 12.7 | 2.3 |
| CTG | HOSE | 29,900 | 39,700 | 6/13/2023 | 19,121 | 10.0 | 1.5 |
| MBB | HOSE | 18,800 | 27,200 | 6/13/2023 | 21,242 | 5.8 | 1.2 |
| HDB | HOSE | 17,200 | 23,170 | 6/13/2023 | 10,216 | 6.2 | 1.3 |
| VPB | HOSE | 21,850 | 19,260 | 6/13/2023 | 15,638 | 8.3 | 1.1 |
| TCB | HOSE | 33,500 | 47,270 | 6/13/2023 | 21,351 | 7.8 | 1.2 |
| TPB | HOSE | 19,000 | 24,000 | 6/13/2023 | 6,732 | 5.7 | 1.0 |
| OCB | HOSE | 19,050 | 22,700 | 6/13/2023 | 4,354 | 7.2 | 1.1 |
| VIB | HOSE | 20,950 | 29,300 | 6/13/2023 | 9,378 | 6.6 | 1.5 |
| LPB | HOSE | 16,500 | 18,800 | 6/13/2023 | 4,925 | 6.6 | 1.1 |
| MSB | HOSE | 13,500 | 21,900 | 6/13/2023 | 4,803 | 9.1 | 1.4 |
| SHB | HOSE | 12,600 | 15,600 | 6/13/2023 | 8,035 | 6.0 | 0.9 |
| DHG | HOSE | 124,100 | 111,600 | 6/13/2023 | 1,061 | 13.8 | 3.0 |
| IMP | HOSE | 73,000 | 68,000 | 6/13/2023 | 286 | 15.9 | 2.2 |
| POW | HOSE | 13,250 | 15,500 | 6/13/2023 | 2,948 | 14.0 | 1.1 |
| NT2 | HOSE | 29,900 | 34,200 | 6/13/2023 | 732 | 13.4 | 2.1 |
| GEG | HOSE | 15,250 | 18,800 | 6/13/2023 | 208 | 46.5 | 1.7 |
| QTP | UPCOM | 16,848 | 23,900 | 6/13/2023 | 1,300 | 8.3 | 1.6 |

| | | | | | | | |
|-----|-------|---------|---------|------------|--------|-------|-----|
| GAS | HOSE | 98,800 | 111,200 | 6/13/2023 | 13,688 | 15.7 | 3.1 |
| BSR | UPCOM | 18,498 | 24,900 | 6/13/2023 | 8,347 | 6.3 | 0.9 |
| PVS | HNX | 35,000 | 30,700 | 6/13/2023 | 1,059 | 16.8 | 1.2 |
| MPC | UPCOM | 18,887 | 19,200 | 6/13/2023 | 597 | 12.9 | 1.3 |
| FMC | HOSE | 48,000 | 50,700 | 6/13/2023 | 314 | 10.5 | 1.4 |
| MSH | HOSE | 37,500 | 37,450 | 6/13/2023 | 262 | 8.2 | 1.3 |
| VHM | HOSE | 58,600 | 83,100 | 6/13/2023 | 29,034 | 12.5 | 2.3 |
| NLG | HOSE | 37,200 | 38,400 | 6/13/2023 | 642 | 22.9 | 1.4 |
| KDH | HOSE | 34,150 | 36,500 | 6/13/2023 | 1,363 | 19.1 | 1.9 |
| VRE | HOSE | 29,000 | 39,700 | 6/13/2023 | 3,345 | 26.9 | 2.6 |
| IDC | HNX | 45,000 | 46,600 | 6/13/2023 | 1,960 | 6.1 | 2.0 |
| KBC | HOSE | 32,000 | 32,000 | 6/13/2023 | 2,073 | 11.9 | 1.3 |
| DPR | HOSE | 61,100 | 88,300 | 6/13/2023 | 239 | 15.9 | 1.0 |
| MWG | HOSE | 53,600 | 50,000 | 6/13/2023 | 2,325 | 33.3 | 3.0 |
| FRT | HOSE | 76,700 | 85,000 | 6/13/2023 | 107 | 111.1 | 6.6 |
| DGW | HOSE | 53,500 | 38,500 | 6/13/2023 | 393 | 16.3 | 2.4 |
| HPG | HOSE | 28,250 | 35,400 | 6/13/2023 | 7,698 | 16.6 | 1.2 |
| VNM | HOSE | 74,500 | 70,200 | 6/13/2023 | 9,143 | 18.0 | 4.5 |
| SAB | HOSE | 158,000 | 162,300 | 6/13/2023 | 5,641 | 21.0 | 5.6 |
| SBT | HOSE | 16,850 | 16,700 | 6/13/2023 | 827 | 15.7 | 1.1 |
| PNJ | HOSE | 80,500 | 82,800 | 2/13/2023 | 1,763 | N/A | N/A |
| PVI | HNX | 54,000 | 47,002 | 12/19/2022 | 996 | 13.8 | 1.3 |
| BMI | HOSE | 26,450 | 25,190 | 12/19/2022 | 427 | 9.0 | 1.0 |
| BVH | HOSE | 46,900 | 70,900 | 12/19/2022 | 2,967 | 17.7 | 2.3 |
| ANV | HOSE | 37,600 | 30,100 | 12/19/2022 | 320 | 12.0 | 1.3 |
| VHC | HOSE | 74,400 | 69,000 | 12/19/2022 | 1,510 | 8.4 | 1.5 |
| SZC | HOSE | 35,900 | 42,700 | 12/19/2022 | 585 | 7.5 | 2.6 |
| GVR | HOSE | 21,800 | 29,755 | 12/19/2022 | 5,521 | 27.8 | 2.1 |
| LHG | HOSE | 28,700 | 42,250 | 12/19/2022 | 653 | 3.5 | 1.2 |
| PVT | HOSE | 23,900 | 26,900 | 12/19/2022 | 831 | 14.1 | 1.2 |
| TRA | HOSE | 89,900 | 117,400 | 12/19/2022 | 349 | 13.9 | 2.8 |
| STK | HOSE | 31,000 | 45,800 | 12/19/2022 | 239 | 13.5 | 1.8 |

資料來源: PHFM 收集

*若除權交易日發生在報告日後將影響目標價

分析師認證

這份報告由 Pham Quang Chuong -研究員製作。負責籌備本研究報告之全部或部份內容之研究分析師、策略分析師、研究人員以茲聲明，任何研究分析師、策略分析師、研究人員在於本研究報告所提出之觀點，皆精確反映出其對於該發行機構與證券之個人意見。各研究分析師、策略分析師、研究人員均保證，其報酬在過去與未來，絕對沒有任何一部分是直接或間接與研究分析師、策略分析師、研究人員在此研究報告中所呈現之特定推薦或觀點有關。

評等指標定義

加碼= 預估其未來之潛在上漲空間大於10%。

觀望= 預估其未來之潛在漲跌空間將在下上10%之間。

減碼= 預估其未來之潛在下跌空間大於10%。

未評等= 本股票並不在富鑫證券之評等涵蓋範圍，或者尚未上市。

績效表現根據12個月的總回報(包含股息)所評定。

富鑫證券股份公司

地址：21st Floor, Phu My Hung Building, 08 Hoang Van Thai Street, Tan Phu Ward, District 7, HCMC.

電話號碼：(84-28) 5 413 5479

傳真號碼：+84 28 5413 5473

胡志明市

富美興交易室

地址：Ground Floor CR2-08, 107 Ton Dat Tien Street, Tan Phu Ward, District 7, HCMC

電話號碼：(84-28) 5 413 5478

傳真號碼：+84 28 5413 5473

Tan Binh 分行

地址：Park Legend Building, 251 Hoang Van Thu, Ward 2, Tan Binh District

電話號碼: (84-28) 3813 2401

傳真號碼: (84-28) 3813 2415

第三郡分行

地址：Floor 4th & 5th, D&D Tower, 458 Nguyen Thi Minh Khai Street, District 3, HCMC

電話號碼: (84-28) 382 08068

傳真號碼: (84-28) 3820 8206

第一郡分行

地址：Floor 10th, 1003A, Ruby Building, 81-83-83B-85 Ham Nghi Street, Nguyen Thai Binh Ward, District 1.

電話號碼: (84-28) 3 535 6060

傳真號碼: (84-28) 3 535 2912

河內市

Ha Noi 分行

地址：Floor 5. Vinafor Building 127 Lo Duc St Hai Ba Trung District, Hanoi

電話號碼: (84-24) 3 933 4566

傳真號碼: (84-24) 3 933 4820

Thanh Xuan 分行

地址：Floor 5. UDIC Complex Building N04 Hoang Dao Thuy, Trung Hoa Ward, Cau Giay District, HaNoi.

電話號碼: (84-24) 6 250 9999

傳真號碼: (84-24) 6 250 6666

海防市

海防分行

地址：Floor 2. Eliteco Building
18 Tran Hung Dao Street, Hong Bang District, Hai Phong

電話號碼: (84-225) 384 1810

傳真號碼: (84-225) 384 1801

