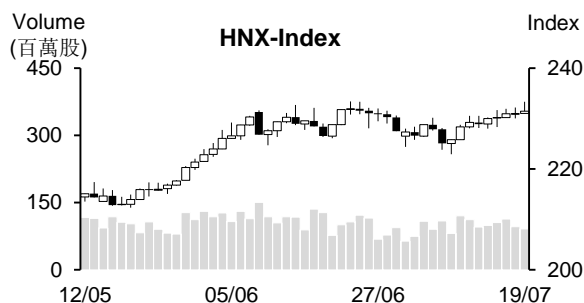
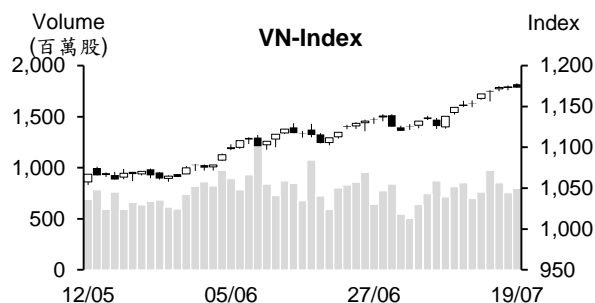


越股行情

| 19/07/2023 | HOSE | | VN30 | | HNX | |
|---------------|---------------|--------------|---------------|----------------|--------------|---------------|
| 收盤價 | 1,172.98 | -0.09% | 1,165.19 | -0.14% | 231.47 | 0.22% |
| 成交股數(百萬股) | 896.93 | 7.11% | 217.95 | -9.37% | 94.62 | -6.80% |
| 撮合股數(百萬股) | 798.44 | 5.66% | 198.76 | -10.17% | 91.31 | -4.79% |
| 與最近 20 日之平均比較 | 770.71 | 3.60% | 210.90 | -5.76% | 97.30 | -6.16% |
| 成交值(十億越盾) | 17,692 | 5.28% | 5,768 | -8.79% | 1,674 | 4.48% |
| 撮合成交值(十億越盾) | 15,484 | 4.20% | 5,106 | -9.79% | 1,628 | 10.39% |
| 與最近 20 日之平均比較 | 15,226 | 1.69% | 5,641 | -9.48% | 1,565 | 4.03% |
| 上漲家數 | 185 | 35% | 8 | 27% | 80 | 25% |
| 下跌家數 | 276 | 52% | 19 | 63% | 185 | 58% |
| 持平家數 | 67 | 13% | 3 | 10% | 53 | 17% |



市場概況

VN30 指數期貨即將到期，今日越股兩大指數走勢分歧。VN 指數於盤末出現反轉，由紅翻黑。VN 指數跟進昨日美股的大幅上揚亦以紅盤開出，其後指數持續在平盤價位之上游走。VCB、HDB 及 HPG 同步上揚，為今日指數之主要推手。可惜，盤末大部分藍籌股回落，使指數最終收黑，來到 1,172.9 點 (-0.09%)；HNX 指數在受到不動產、水產及石油類股上揚之支持下持續上漲，收在 231.4 點(+02%)。從本周初至今，外資維持加碼。

技術分析

VN 指數下挫，量能擴增高出最近二十日平均成交量，顯示盤勢在面臨獲利調節。近期 K 線收窄，加上相對強弱指標 (RSI) 由超買區 (75) 下降，意味著盤勢可能面臨修正。然指數守穩在 MA5 之上，加上 MA5、10 及 20 呈多頭排列，支持整體盤勢仍偏多，若指數修正，1,140 點 (原高點) 為指數之支撐；河內部分，HNX 指數則維持上漲。指數守穩在 MA5 之上且 MA20 向上，支持盤勢可望恢復上升走勢，上漲價位目標為 233 點或 250 點。整體而言，盤勢上升走勢維持不變，操作上建議投資人可採取短進短出操作，基本面佳、業績表現搶眼及吸引資金之股票為投資標的。

建議股名單: LHG (加碼)

觀察股名單: VPG、ACL

(請參考第 2 頁)

當日調整股名單

| 次號 | 股票代碼 | 評等 | 評等日 | 現時價格 | 買入區間 | 持股表現 | 目標價 | 預期獲利 | 停損價 | 預期損失 | 備註 |
|----|------|----|----------|------|------|------|------|-------|------|-------|-------------|
| 1 | LHG | 加碼 | 20/07/23 | 28.5 | 28.5 | 0.0% | 34.5 | 21.1% | 26.7 | -6.3% | 短線上升走勢可望延續。 |

| 次號 | 股票代碼 | 評等 | 評等日 | 現時價格 | 支撐/壓力 | 停損 | 技術指標 |
|----|------|------|----------|------|-----------|------|---|
| 1 | VPG | 觀察買進 | 20/07/23 | 19.1 | 23-24.5 | 17.8 | VPG 突破高點，量能同步擴增 + 近期該股呈現量縮修正 → 這僅是技術性修正 → 投資人可在 18.4-18.8 區間買進。 |
| 2 | ACL | 觀察買進 | 20/07/23 | 13.9 | 15.8-16.8 | 13.1 | ACL 在量能橫向游走後今日帶量上揚揚 → 預期該股將展開新上升走勢。 |

投資組合部位

| 次號 | 股票代碼 | 評等 | 評等日 | 現時價格 | 買入區間 | 持股表現 | 目標價 | 預期獲利 | 停損價 | 預期損失 | 備註 |
|----|------|----|----------|-------|-------|-------|-------|-------|-------|-------|----|
| 1 | HCM | 續抱 | 15/05/23 | 30.3 | 25.5 | 18.8% | 31 | 21.6% | 24.4 | -4.3% | |
| 2 | CTG | 加碼 | 30/05/23 | 29.9 | 28 | 6.8% | 31.1 | 11.1% | 27.2 | -3% | |
| 3 | SSI | 加碼 | 02/06/23 | 28.5 | 23.45 | 21.5% | 31.2 | 33% | 22.45 | -4% | |
| 4 | GMD | 續抱 | 21/06/23 | 57.2 | 51 | 12.2% | 60 | 17.6% | 48.9 | -4% | |
| 5 | BID | 加碼 | 23/06/23 | 46.25 | 43.95 | 5.2% | 48 | 9.2% | 43 | -2% | |
| 6 | PLX | 加碼 | 28/06/23 | 40.1 | 38.15 | 5.1% | 45 | 18% | 37 | -3% | |
| 7 | VRE | 續抱 | 04/07/23 | 27.95 | 27 | 3.5% | 29.9 | 11% | 26.4 | -2% | |
| 8 | BCM | 加碼 | 12/07/23 | 80.1 | 81 | -1.1% | 97 | 20% | 79 | -2% | |
| 9 | NHH | 加碼 | 17/07/23 | 15.7 | 15.8 | -0.6% | 18 | 14% | 15 | -5% | |
| 10 | PVC | 加碼 | 18/07/23 | 19 | 19.2 | -1.0% | 22.75 | 18% | 18.5 | -4% | |
| 11 | PVP | 加碼 | 19/07/23 | 15.4 | 14.4 | 6.9% | 16.5 | 15% | 13.8 | -4% | |

HNX 正式推出私募債券交易系統

7月19日河內證交所(HNX)正式推出私募公司債交易系統。據HNX交易規則，私募公司債之交易僅可以透過HNX之會員(證券公司)，其交易系統僅接收會員之下單。私募公司債採取議價交易方式、交割方式與衍生性金融產品相似，即是立即及日底結算交割。

公司債之兩個議價交易方式包括：第一是電子議價交易：會員將委託買賣單(承諾)輸入交易系統或選點交易系統上所顯示之相應買賣單進行交易。第二是普通議價交易：買賣雙方自己商量有關交易條件及申報交易以確認其筆交易。

私募債券交易時間：星期一至星期五，上午交易時段(9:00-11:30)及下午交易時段(13:00-14:45)。

國內鋼鐵市場仍清淡，VSA 建議應採取“技術”方式限制鋼鐵之進口

據越南鋼鐵協會(VSA)最新公佈之報告數據顯示，2023年前六個月成品鋼鐵產量較去年同期萎縮20.9%至131.03億噸、銷售量亦縮減17.5%至124.81億噸。在需求疲弱，加上面臨進口之中國鋼鐵價格連續下跌之競爭下，今年上半年越南鋼鐵銷售量呈現縮減。預期從今至年底鋼鐵市場仍看淡，且鋼鐵價格可能持續調降。

國內鋼鐵產量大幅縮減，但鋼鐵進口量仍維持在較高水位。今年前五個月成品鋼鐵之進口量為460萬多噸，其中中國鋼鐵佔整體鋼鐵進口量的54.17%。

VSA在建議書提及目前鋼鐵進口之條件規定很“寬鬆”(未明細審核相關進口文件及產品)且大部分鋼鐵之進口稅率為0%，使大量鋼鐵進口越南。因此，VSA建議工商部及科技部應考量訂定進口鋼鐵質量之檢查規定。

前段時間，據「第58/2015/TTLT-BCT-BKHCN號」通知之規定，進口之鋼鐵須經過兩次之檢驗。首先進口鋼鐵公司須在指定之檢驗公司進行進口鋼鐵之質量檢驗。其後須將其檢驗結果給科技廳-質量檢驗單位以收到檢驗證書。然據工商部於2017年9月21日發布之「第18/2017/TT-BCT號」通知，進口鋼鐵流程已被取消。

因此，VSA建議工商部及科技部應考量再度訂定進口鋼鐵質量之檢查流程及規定。

資料來源：Cafef、Vietstock

2023 年第二季 TPBank 經營結果樂觀

越南先鋒商業股份銀行 (TPBank, HOSE: TPB) 稅前盈餘成長至近 3.4 兆越盾，主要為淨利息收入。近期非利息收入佔整體收入比率提升至 28%，其中服務營收淨額擴增 26%至 1.5 兆越盾。存款總額增長 9.6%至逾 302 兆越盾、資產總額亦增加 10.5%至近 343.5 兆越盾，放款餘額成長近 7% (高於銀行業之平均水位，約 4%)。

2023 年初除了發放 25%現金股息之外，銀行亦透過股票股利 (比率為 39.19%) 方式來增資至 22.016 兆越盾。

今年上半年 Sao Ta 食品公司獲利萎縮

據 Sao Ta 食品股份公司 (HoSE: FMC) 合併財報之數據顯示，今年前六個月 FMC 營收淨額較去年同期縮減 25%至 2.041 兆越盾、銷售成本亦縮減 24%至 1.873 兆越盾、毛利萎縮 41%至 1,680 億多越盾。另外，財務營收縮減 11%至 310 億越盾 (主要為匯率差異)，銷售費用萎縮 85%至 140 億越盾。總計，今年上半年 FMC 稅前盈餘下降 21%至 1,280 億越盾，淨利亦縮減 27%至 1,120 億多越盾。

FMC 計劃 2023 年營收為 5.9 兆越盾及合併稅前盈餘為 4,000 億越盾。整體來看，今年前六個月公司營收及稅前盈餘僅分別達成年度計劃的 35% 及 32%。

第二季 Sonadezi Chau Duc 公司獲利增長 57%，但上半年淨利仍萎縮

2023 年第二季 Sonadezi Chau Duc 股份公司 (HOSE: SZC) 營收淨額較去年同期增長 10%至 2,880 億越盾、銷售成本下降 12%至 1,500 億越盾、毛利擴增 49%至 1,380 億越盾、毛利率由去年同期的 35%提上至 48%。另外，財務營收萎縮 60%至 17 億越盾、財務費用增加 21%至 120 億越盾、銷售及行政管理費用分別縮減 48%及 29%至 6.3 億越盾及 70 億多越盾。總計，第二季淨利增長 57%至 960 億越盾。

今年前六個月 SZC 營收淨額較去年同期下降 35%至 3,510 億越盾，淨利亦萎縮 21%至近 1,080 億越盾，分別達成年度計劃的 39%及 51%。

SZC 計劃 2023 年公司營收及稅後盈餘將分別增長 4%及 7%至 9,140 億越盾及 2,100 億越盾。

資料來源：Cafef、Vietstock

市場統計

撮合統計

推升指數的前五名股票

| HOSE | | | | HNX | | | |
|------|-------------|---------|-----------|------|--------------|---------|-----------|
| 股票代碼 | 收盤價 (越盾) | 漲跌 % | 影響指數 % | 股票代碼 | 收盤價 (VND) | 漲跌 % | 影響指數 % |
| VCB | 106,500 | 2.11% | 0.22% | PVI | 56,900 | 9.85% | 0.42% |
| DHG | 138,800 | 6.93% | 0.03% | CEO | 16,800 | 9.80% | 0.13% |
| HPG | 27,400 | 0.74% | 0.02% | IDC | 44,800 | 1.82% | 0.09% |
| HDB | 16,850 | 2.53% | 0.02% | NTP | 43,900 | 4.52% | 0.09% |
| MWG | 48,500 | 0.94% | 0.01% | THD | 40,100 | 1.52% | 0.07% |

拖累指數的前五名股票

| HOSE | | | | HNX | | | |
|------|-------------|---------|-----------|------|-------------|---------|-----------|
| 股票代碼 | 收盤價 (越盾) | 漲跌 % | 影響指數 % | 股票代碼 | 收盤價 (越盾) | 漲跌 % | 影響指數 % |
| VIC | 52,100 | -1.14% | -0.05% | HTP | 28,800 | -10.00% | -0.10% |
| BID | 46,250 | -0.96% | -0.05% | PVS | 33,900 | -1.74% | -0.10% |
| VPB | 20,650 | -1.43% | -0.04% | DNP | 24,500 | -7.20% | -0.08% |
| GAS | 98,900 | -0.90% | -0.04% | NVB | 14,100 | -2.76% | -0.08% |
| VHM | 58,500 | -0.51% | -0.03% | VIF | 14,700 | -3.29% | -0.06% |

前五名成交量

| HOSE | | | | HNX | | | |
|------|-------------|---------|------------|------|-------------|---------|-------------|
| 股票代碼 | 收盤價 (越盾) | 漲跌 % | 成交量 (股) | 股票代碼 | 收盤價 (越盾) | 漲跌 % | 成交量 (千股) |
| DIG | 22,950 | -1.71% | 39,479,023 | SHS | 14,500 | 0.00% | 16,783,226 |
| NVL | 14,700 | -2.33% | 34,696,830 | IDC | 44,800 | 1.82% | 7,888,051 |
| VIX | 13,100 | 1.55% | 34,527,650 | PVS | 33,900 | -1.74% | 5,211,610 |
| DXG | 15,700 | -3.98% | 30,404,339 | MBS | 19,900 | -1.49% | 3,745,049 |
| VPB | 20,650 | -1.43% | 22,968,783 | TNG | 20,700 | 0.98% | 3,115,043 |

前五名成交值

| HOSE | | | | HNX | | | |
|------|-------------|---------|---------------|------|-------------|---------|---------------|
| 股票代碼 | 收盤價 (越盾) | 漲跌 % | 成交值 (十億越盾) | 股票代碼 | 收盤價 (越盾) | 漲跌 % | 成交值 (十億越盾) |
| DIG | 22,950 | -1.71% | 924.8 | IDC | 44,800 | 1.82% | 357.4 |
| NVL | 14,700 | -2.33% | 515.7 | SHS | 14,500 | 0.00% | 244.2 |
| DXG | 15,700 | -3.98% | 488.7 | PVS | 33,900 | -1.74% | 177.9 |
| VPB | 20,650 | -1.43% | 478.8 | MBS | 19,900 | -1.49% | 75.2 |
| VIX | 13,100 | 1.55% | 460.7 | TNG | 20,700 | 0.98% | 64.6 |

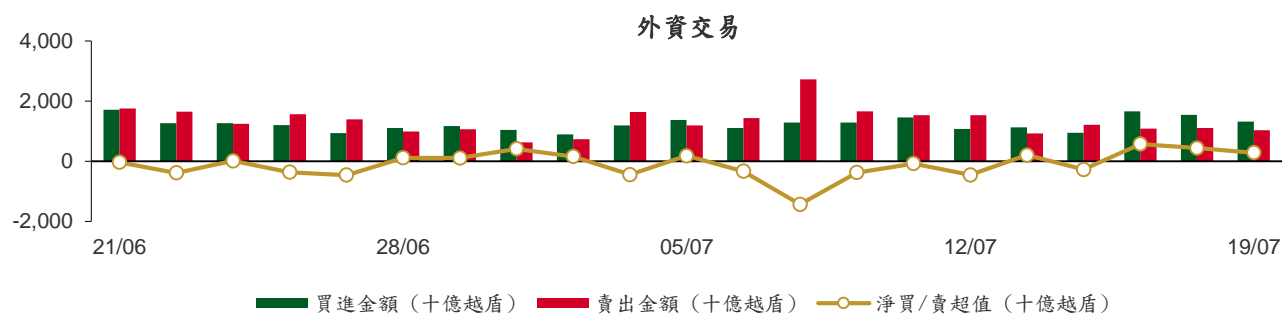
議價交易

前五名股

| HOSE | | | HNX | | |
|------|------------|---------------|------|------------|---------------|
| 股票代碼 | 成交量 (股) | 成交值 (十億越盾) | 股票代碼 | 成交量 (股) | 成交值 (十億越盾) |
| EIB | 20,541,800 | 428.70 | GKM | 475,000 | 16.44 |
| SHB | 17,047,000 | 231.93 | IDC | 315,000 | 13.86 |
| VSC | 6,000,000 | 204.00 | VHE | 2,000,000 | 6.80 |
| VCB | 1,660,000 | 181.40 | NVB | 409,889 | 5.74 |
| VPB | 5,773,000 | 121.00 | PVS | 105,500 | 3.61 |

外資交易行情 (股票)

| 證交所 | 買進成交量 (百萬股) | 買進金額 (十億越盾) | 賣出成交量 (百萬股) | 賣出金額 (十億越盾) | 淨買/賣成 交易 (百萬股) | 淨買/賣超值 (十億越盾) |
|-----------|----------------|-----------------|----------------|-----------------|----------------------|------------------|
| HOSE | 40.97 | 1,233.54 | 37.46 | 1,019.47 | 3.51 | 214.06 |
| HNX | 3.86 | 81.45 | 0.51 | 9.68 | 3.34 | 71.76 |
| 總計 | 44.82 | 1,314.99 | 37.97 | 1,029.15 | 6.85 | 285.82 |



前五名買進

| HOSE | | | | HNX | | | |
|------|-------------|------------|---------------|------|-------------|------------|---------------|
| 股票代碼 | 收盤價 (越盾) | 成交量 (股) | 成交值 (十億越盾) | 股票代碼 | 收盤價 (越盾) | 成交量 (股) | 成交值 (十億越盾) |
| VHM | 58,500 | 2,007,600 | 117.79 | SHS | 14,500 | 2,060,100 | 29.98 |
| VCB | 106,500 | 914,900 | 97.17 | TNG | 20,700 | 1,040,600 | 21.51 |
| VNM | 72,600 | 1,302,300 | 94.70 | PVI | 56,900 | 233,900 | 12.40 |
| HPG | 27,400 | 2,749,000 | 75.27 | IDC | 44,800 | 245,300 | 11.15 |
| STB | 28,250 | 2,542,200 | 72.13 | PVS | 33,900 | 120,700 | 4.15 |

前五名賣出

| HOSE | | | | HNX | | | |
|----------|-------------|------------|---------------|------|-------------|------------|---------------|
| 股票代碼 | 收盤價 (越盾) | 成交量 (股) | 成交值 (十億越盾) | 股票代碼 | 收盤價 (越盾) | 成交量 (股) | 成交值 (十億越盾) |
| VCB | 106,500 | 1,995,900 | 216.93 | IDC | 44,800 | 119,200 | 5.40 |
| MSN | 80,800 | 882,000 | 74.92 | IVS | 12,600 | 152,201 | 1.90 |
| STB | 28,250 | 1,710,000 | 48.48 | IDJ | 5,700 | 130,700 | 0.77 |
| FUEVFVND | 25,100 | 1,838,800 | 46.10 | NVB | 14,100 | 50,000 | 0.71 |
| TPB | 18,700 | 2,430,800 | 45.73 | THD | 40,100 | 2,444 | 0.10 |

前五名淨買超

| HOSE | | | | HNX | | | |
|------|-------------|--------------|----------------|------|-------------|--------------|----------------|
| 股票代碼 | 收盤價 (越盾) | 淨買成交量 (股) | 淨買超值 (十億越盾) | 股票代碼 | 收盤價 (越盾) | 淨買成交量 (股) | 淨買超值 (十億越盾) |
| VNM | 72,600 | 1,241,100 | 90.25 | SHS | 14,500 | 2,057,800 | 29.94 |
| VHM | 58,500 | 1,362,200 | 79.92 | TNG | 20,700 | 1,038,600 | 21.47 |
| HPG | 27,400 | 2,509,000 | 68.74 | PVI | 56,900 | 232,860 | 12.35 |
| SSI | 28,500 | 1,116,900 | 31.91 | IDC | 44,800 | 126,100 | 5.76 |
| MWG | 48,500 | 652,700 | 31.68 | PVS | 33,900 | 120,700 | 4.15 |

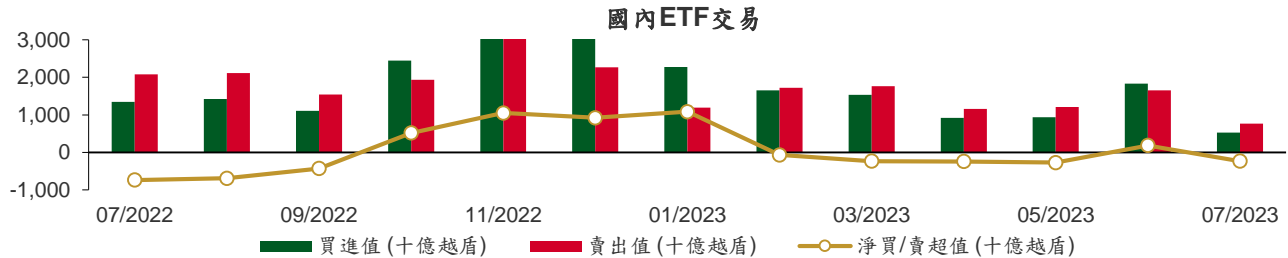
前五名淨賣超

| HOSE | | | | HNX | | | |
|------|-------------|--------------|----------------|------|-------------|--------------|----------------|
| 股票代碼 | 收盤價 (越盾) | 淨賣成交量 (股) | 淨賣超值 (十億越盾) | 股票代碼 | 收盤價 (越盾) | 淨賣成交量 (股) | 淨賣超值 (十億越盾) |
| VCB | 106,500 | (1,081,000) | (119.76) | IVS | 12,600 | (133,601) | (1.67) |
| MSN | 80,800 | (519,400) | (45.56) | IDJ | 5,700 | (129,900) | (0.76) |
| TPB | 18,700 | (2,101,100) | (39.53) | NVB | 14,100 | (50,000) | (0.71) |
| VHC | 73,300 | (363,800) | (29.54) | CEO | 16,800 | (4,900) | (0.08) |
| DBC | 25,100 | (966,700) | (24.23) | APS | 6,400 | (9,600) | (0.06) |

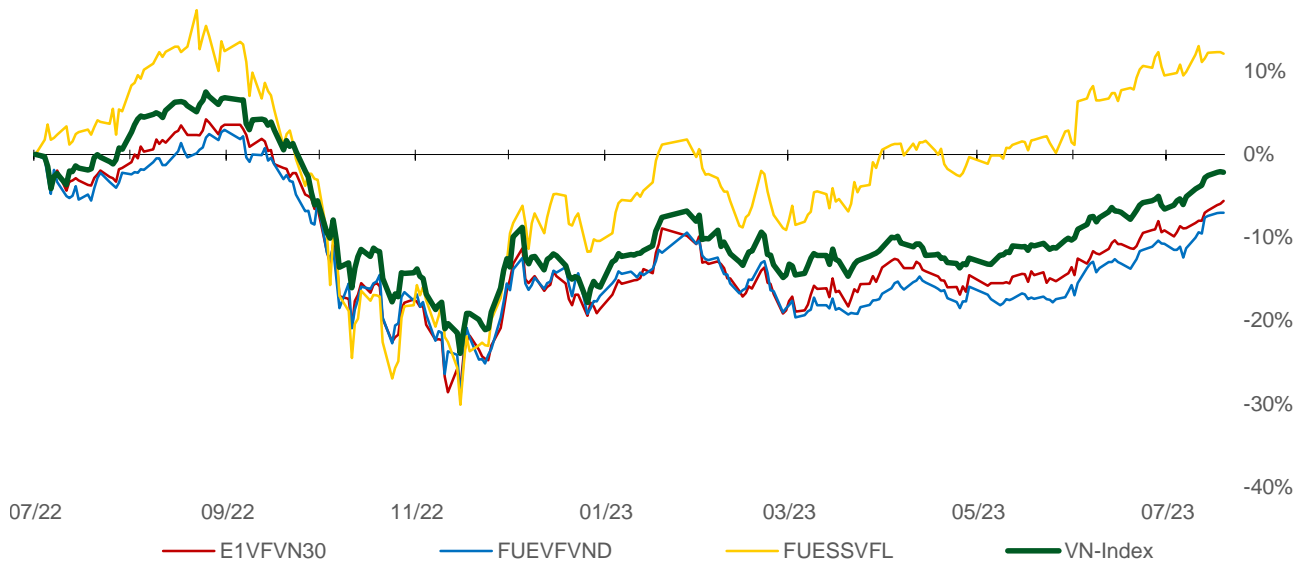
ETF 交易

| 價格統計 | | | | |
|-----------|-------------|-----------|------------------|---------------|
| ETF 代碼 | 收盤價 (越盾) | 漲跌 (%) | 成交量 (股) | 成交值 (十億越盾) |
| E1VFN30 | 20,110 | 0.4% | 2,014,801 | 40.39 |
| FUEMAV30 | 13,840 | 0.2% | 9,400 | 0.13 |
| FUESSV30 | 14,410 | 0.6% | 92,100 | 1.30 |
| FUESSV50 | 17,650 | 0.0% | 21,309 | 0.38 |
| FUESSVFL | 17,960 | -0.2% | 258,300 | 4.68 |
| FUEVFVND | 25,100 | 0.0% | 1,913,920 | 47.99 |
| FUEVN100 | 15,150 | 0.3% | 74,000 | 1.12 |
| FUEIP100 | 8,340 | -1.0% | 1,900 | 0.02 |
| FUEKIV30 | 7,700 | 0.1% | 726,800 | 5.58 |
| FUEDCMID | 9,780 | -1.1% | 7,100 | 0.07 |
| FUEKIVFS | 10,390 | 0.3% | 1,101,100 | 11.40 |
| FUEMAVND | 10,380 | -1.6% | 1,400,500 | 14.66 |
| FUEFCV50 | 12,500 | -6.6% | 1,200 | 0.02 |
| 總計 | | | 6,220,730 | 113.05 |

| 外資交易 | | | |
|-----------|----------------|----------------|---------------|
| ETF 代碼 | 買進金額 (十億越盾) | 賣出金額 (十億越盾) | 淨超值 (十億越盾) |
| E1VFN30 | 38.11 | 38.11 | 0.00 |
| FUEMAV30 | 0.10 | 0.00 | 0.09 |
| FUESSV30 | 0.27 | 0.01 | 0.26 |
| FUESSV50 | 0.00 | 0.00 | 0.00 |
| FUESSVFL | 2.24 | 0.00 | 2.23 |
| FUEVFVND | 45.98 | 46.10 | (0.12) |
| FUEVN100 | 0.46 | 0.52 | (0.06) |
| FUEIP100 | 0.00 | 0.00 | 0.00 |
| FUEKIV30 | 5.37 | 5.55 | (0.18) |
| FUEDCMID | 0.00 | 0.05 | (0.05) |
| FUEKIVFS | 11.40 | 11.38 | 0.01 |
| FUEMAVND | 14.66 | 14.65 | 0.01 |
| FUEFCV50 | 0.00 | 0.00 | 0.00 |
| 總計 | 103.92 | 101.73 | 2.19 |



從2022年7月1日至2023年7月19日國內ETF價格變動



權證資訊

| 權證代碼(*) | 收盤價 (越盾) | 漲跌 (%) | 成交量 | 到期的 天數 | 標的股 票之價 格 (越盾) | 權證理 論價格 (越盾) (**) | 與收盤 價的差 異(越 盾) | 履約價 格(越盾) | 行使比 例 n:1 | 到期日 |
|----------|-------------|-----------|--------|-----------|-------------------------|----------------------------|-------------------------|--------------|--------------|------------|
| CACB2208 | 1,330 | 0.8% | 39,480 | 48 | 22,000 | 1,269 | (61) | 17,940 | 3.3 | 05/09/2023 |
| CACB2301 | 220 | -4.3% | 18,360 | 19 | 22,000 | 195 | (25) | 23,120 | 1.7 | 07/08/2023 |
| CFPT2210 | 500 | -3.8% | 65,980 | 43 | 78,500 | 497 | (3) | 77,380 | 8.6 | 31/08/2023 |
| CFPT2213 | 1,810 | 0.0% | 4,530 | 48 | 78,500 | 1,723 | (87) | 64,050 | 8.6 | 05/09/2023 |
| CFPT2214 | 1,880 | -0.5% | 2,850 | 105 | 78,500 | 1,695 | (185) | 65,340 | 8.6 | 01/11/2023 |
| CFPT2302 | 830 | 1.2% | 2,640 | 28 | 78,500 | 745 | (85) | 73,080 | 8.6 | 16/08/2023 |
| CFPT2303 | 820 | -4.7% | 30,160 | 113 | 78,500 | 995 | 175 | 73,940 | 8.6 | 09/11/2023 |
| CHDB2301 | 640 | 8.5% | 56,300 | 103 | 16,850 | 378 | (262) | 16,830 | 3.5 | 30/10/2023 |
| CHDB2302 | 790 | 6.8% | 6,160 | 127 | 16,850 | 461 | (329) | 16,540 | 3.5 | 23/11/2023 |
| CHDB2303 | 790 | 8.2% | 1,000 | 159 | 16,850 | 389 | (401) | 17,500 | 3.5 | 25/12/2023 |
| CHDB2304 | 940 | 6.8% | 320 | 250 | 16,850 | 431 | (509) | 18,280 | 3.5 | 25/03/2024 |
| CHDB2305 | 880 | 10.0% | 10 | 222 | 16,850 | 377 | (503) | 18,470 | 3.5 | 26/02/2024 |
| CHDB2306 | 990 | 10.0% | 20 | 343 | 16,850 | 439 | (551) | 19,340 | 3.5 | 26/06/2024 |
| CHPG2226 | 4,010 | 1.0% | 6,300 | 48 | 27,400 | 4,003 | (7) | 19,500 | 2.0 | 05/09/2023 |
| CHPG2227 | 4,060 | 4.6% | 4,230 | 105 | 27,400 | 3,721 | (339) | 20,500 | 2.0 | 01/11/2023 |
| CHPG2302 | 4,120 | 0.0% | 0 | 70 | 27,400 | 3,823 | (297) | 20,000 | 2.0 | 27/09/2023 |
| CHPG2304 | 2,500 | 8.2% | 50 | 28 | 27,400 | 2,298 | (202) | 23,000 | 2.0 | 16/08/2023 |
| CHPG2305 | 2,050 | 4.6% | 5,670 | 19 | 27,400 | 2,156 | 106 | 23,200 | 2.0 | 07/08/2023 |
| CHPG2306 | 2,670 | 6.0% | 40,110 | 113 | 27,400 | 2,640 | (30) | 20,000 | 3.0 | 09/11/2023 |
| CHPG2307 | 1,870 | 6.3% | 10,810 | 167 | 27,400 | 1,585 | (285) | 22,670 | 4.0 | 02/01/2024 |
| CHPG2308 | 1,710 | 4.9% | 3,090 | 103 | 27,400 | 1,534 | (176) | 22,110 | 4.0 | 30/10/2023 |
| CHPG2309 | 2,190 | 0.0% | 33,220 | 310 | 27,400 | 2,247 | 57 | 24,000 | 3.0 | 24/05/2024 |
| CHPG2310 | 1,350 | 1.5% | 3,310 | 75 | 27,400 | 1,250 | (100) | 23,220 | 4.0 | 02/10/2023 |
| CHPG2311 | 1,950 | 4.3% | 2,080 | 135 | 27,400 | 1,773 | (177) | 21,230 | 4.0 | 01/12/2023 |
| CHPG2312 | 1,670 | 6.4% | 12,110 | 167 | 27,400 | 1,408 | (262) | 23,780 | 4.0 | 02/01/2024 |
| CHPG2313 | 2,020 | 4.1% | 3,430 | 226 | 27,400 | 1,611 | (409) | 23,330 | 4.0 | 01/03/2024 |
| CHPG2314 | 3,850 | 3.5% | 11,440 | 225 | 27,400 | 3,817 | (33) | 21,450 | 2.0 | 29/02/2024 |
| CHPG2315 | 1,800 | 3.4% | 530 | 341 | 27,400 | 1,305 | (495) | 27,780 | 4.0 | 24/06/2024 |
| CHPG2316 | 2,020 | 4.7% | 30 | 432 | 27,400 | 1,373 | (647) | 28,890 | 4.0 | 23/09/2024 |
| CHPG2317 | 1,560 | 6.1% | 50 | 222 | 27,400 | 1,136 | (424) | 26,890 | 4.0 | 26/02/2024 |
| CHPG2318 | 1,350 | 0.7% | 2,100 | 251 | 27,400 | 968 | (382) | 29,220 | 4.0 | 26/03/2024 |
| CHPG2319 | 1,650 | 5.1% | 40 | 343 | 27,400 | 1,092 | (558) | 30,110 | 4.0 | 26/06/2024 |
| CMBB2211 | 70 | 0.0% | 2,870 | 43 | 18,400 | 25 | (45) | 22,900 | 3.4 | 31/08/2023 |
| CMBB2214 | 2,510 | -3.5% | 2,870 | 48 | 18,400 | 2,401 | (109) | 14,420 | 1.7 | 05/09/2023 |
| CMBB2215 | 2,470 | -2.0% | 9,740 | 105 | 18,400 | 2,142 | (328) | 15,270 | 1.7 | 01/11/2023 |
| CMBB2303 | 600 | -4.8% | 18,510 | 19 | 18,400 | 674 | 74 | 17,640 | 1.7 | 07/08/2023 |
| CMBB2304 | 720 | -2.7% | 60,240 | 75 | 18,400 | 646 | (74) | 13,010 | 8.5 | 02/10/2023 |
| CMBB2305 | 690 | -5.5% | 41,300 | 167 | 18,400 | 541 | (149) | 14,420 | 8.5 | 02/01/2024 |
| CMBB2306 | 2,280 | -1.7% | 81,170 | 310 | 18,400 | 2,155 | (125) | 16,970 | 1.7 | 24/05/2024 |
| CMSN2215 | 90 | -10.0% | 18,590 | 48 | 80,800 | 50 | (40) | 102,000 | 10.0 | 05/09/2023 |
| CMSN2301 | 1,440 | 0.0% | 2,570 | 103 | 80,800 | 1,149 | (291) | 73,980 | 10.0 | 30/10/2023 |
| CMSN2302 | 3,790 | 0.3% | 540 | 310 | 80,800 | 3,596 | (194) | 66,000 | 6.0 | 24/05/2024 |
| CMSN2303 | 1,020 | 0.0% | 2,870 | 75 | 80,800 | 807 | (213) | 78,000 | 10.0 | 02/10/2023 |
| CMSN2304 | 1,540 | 1.3% | 60 | 135 | 80,800 | 1,159 | (381) | 75,680 | 10.0 | 01/12/2023 |
| CMSN2305 | 1,830 | -2.1% | 20 | 226 | 80,800 | 1,363 | (467) | 76,790 | 10.0 | 01/03/2024 |
| CMSN2306 | 1,700 | -1.2% | 10 | 222 | 80,800 | 1,200 | (500) | 80,000 | 10.0 | 26/02/2024 |
| CMSN2307 | 2,050 | 3.5% | 40 | 343 | 80,800 | 1,366 | (684) | 83,000 | 10.0 | 26/06/2024 |
| CMWG2214 | 570 | 9.6% | 2,340 | 48 | 48,500 | 438 | (132) | 46,500 | 10.0 | 05/09/2023 |
| CMWG2215 | 840 | 1.2% | 2,570 | 105 | 48,500 | 679 | (161) | 45,000 | 10.0 | 01/11/2023 |
| CMWG2302 | 580 | 5.5% | 49,850 | 113 | 48,500 | 754 | 174 | 50,000 | 6.0 | 09/11/2023 |
| CMWG2303 | 950 | 5.6% | 7,550 | 75 | 48,500 | 870 | (80) | 31,330 | 20.0 | 02/10/2023 |
| CMWG2304 | 930 | 1.1% | 2,600 | 167 | 48,500 | 783 | (147) | 34,000 | 20.0 | 02/01/2024 |
| CMWG2305 | 4,300 | 4.1% | 45,460 | 310 | 48,500 | 3,899 | (401) | 36,000 | 4.0 | 24/05/2024 |

| | | | | | | | | | | |
|----------|-------|--------|--------|-----|--------|-------|-------|--------|-----|------------|
| CNVL2301 | 1,200 | -7.0% | 12,630 | 103 | 14,700 | 565 | (635) | 13,460 | 4.0 | 30/10/2023 |
| CNVL2302 | 880 | -7.4% | 26,880 | 127 | 14,700 | 295 | (585) | 16,330 | 4.0 | 23/11/2023 |
| CNVL2303 | 1,250 | -4.6% | 60 | 250 | 14,700 | 406 | (844) | 17,330 | 4.0 | 25/03/2024 |
| CNVL2304 | 1,020 | -6.4% | 2,750 | 160 | 14,700 | 419 | (601) | 15,560 | 4.0 | 26/12/2023 |
| CNVL2305 | 1,430 | -3.4% | 1,310 | 343 | 14,700 | 543 | (887) | 17,000 | 4.0 | 26/06/2024 |
| CPDR2301 | 1,540 | -6.1% | 43,500 | 103 | 18,800 | 1,250 | (290) | 14,220 | 4.0 | 30/10/2023 |
| CPDR2302 | 1,200 | -6.3% | 810 | 127 | 18,800 | 589 | (611) | 18,670 | 4.0 | 23/11/2023 |
| CPDR2303 | 1,500 | -5.1% | 1,220 | 250 | 18,800 | 703 | (797) | 19,890 | 4.0 | 25/03/2024 |
| CPDR2304 | 1,350 | -9.4% | 910 | 160 | 18,800 | 740 | (610) | 18,000 | 4.0 | 26/12/2023 |
| CPDR2305 | 1,650 | -7.3% | 30 | 343 | 18,800 | 818 | (832) | 20,220 | 4.0 | 26/06/2024 |
| CPOW2301 | 680 | -8.1% | 66,660 | 103 | 13,300 | 530 | (150) | 13,980 | 2.0 | 30/10/2023 |
| CPOW2302 | 790 | -4.8% | 2,020 | 127 | 13,300 | 543 | (247) | 14,330 | 2.0 | 23/11/2023 |
| CPOW2303 | 680 | -8.1% | 23,780 | 159 | 13,300 | 476 | (204) | 15,330 | 2.0 | 25/12/2023 |
| CPOW2304 | 920 | -5.2% | 430 | 250 | 13,300 | 557 | (363) | 16,330 | 2.0 | 25/03/2024 |
| CPOW2305 | 1,050 | 0.0% | 10 | 222 | 13,300 | 680 | (370) | 15,000 | 2.0 | 26/02/2024 |
| CPOW2306 | 1,270 | 0.0% | 10 | 343 | 13,300 | 784 | (486) | 16,000 | 2.0 | 26/06/2024 |
| CSTB2224 | 4,300 | -1.1% | 40,420 | 48 | 28,250 | 4,189 | (111) | 20,000 | 2.0 | 05/09/2023 |
| CSTB2225 | 4,370 | -1.1% | 15,360 | 105 | 28,250 | 4,156 | (214) | 20,500 | 2.0 | 01/11/2023 |
| CSTB2302 | 700 | -2.8% | 2,260 | 19 | 28,250 | 698 | (2) | 28,200 | 2.0 | 07/08/2023 |
| CSTB2303 | 4,040 | 1.8% | 11,680 | 113 | 28,250 | 3,590 | (450) | 22,000 | 2.0 | 09/11/2023 |
| CSTB2304 | 760 | 0.0% | 12,240 | 103 | 28,250 | 611 | (149) | 28,670 | 5.0 | 30/10/2023 |
| CSTB2305 | 1,010 | 4.1% | 1,020 | 167 | 28,250 | 756 | (254) | 29,110 | 5.0 | 02/01/2024 |
| CSTB2306 | 2,260 | -2.2% | 28,810 | 310 | 28,250 | 2,497 | 237 | 30,000 | 2.0 | 24/05/2024 |
| CSTB2307 | 480 | -2.0% | 61,020 | 75 | 28,250 | 408 | (72) | 30,000 | 5.0 | 02/10/2023 |
| CSTB2308 | 950 | -1.0% | 5,530 | 135 | 28,250 | 784 | (166) | 27,800 | 5.0 | 01/12/2023 |
| CSTB2309 | 800 | -1.2% | 20,650 | 167 | 28,250 | 646 | (154) | 30,560 | 5.0 | 02/01/2024 |
| CSTB2310 | 990 | 1.0% | 18,630 | 226 | 28,250 | 803 | (187) | 30,330 | 5.0 | 01/03/2024 |
| CSTB2311 | 1,830 | 2.2% | 9,430 | 134 | 28,250 | 1,977 | 147 | 27,700 | 2.0 | 30/11/2023 |
| CSTB2312 | 1,210 | 1.7% | 470 | 341 | 28,250 | 839 | (371) | 33,330 | 5.0 | 24/06/2024 |
| CSTB2313 | 1,330 | 0.8% | 2,450 | 432 | 28,250 | 874 | (456) | 35,560 | 5.0 | 23/09/2024 |
| CSTB2314 | 950 | 0.0% | 10 | 222 | 28,250 | 668 | (282) | 32,220 | 5.0 | 26/02/2024 |
| CSTB2315 | 890 | 0.0% | 10 | 251 | 28,250 | 610 | (280) | 34,330 | 5.0 | 26/03/2024 |
| CSTB2316 | 1,050 | 0.0% | 10,290 | 343 | 28,250 | 686 | (364) | 36,330 | 5.0 | 26/06/2024 |
| CTCB2212 | 50 | -16.7% | 17,290 | 43 | 32,300 | 11 | (39) | 44,000 | 4.0 | 31/08/2023 |
| CTCB2215 | 1,670 | 3.1% | 30,410 | 48 | 32,300 | 1,530 | (140) | 26,500 | 4.0 | 05/09/2023 |
| CTCB2216 | 1,780 | 3.5% | 6,960 | 105 | 32,300 | 1,496 | (284) | 27,500 | 4.0 | 01/11/2023 |
| CTCB2301 | 1,390 | 6.1% | 90 | 28 | 32,300 | 993 | (397) | 30,000 | 3.0 | 16/08/2023 |
| CTCB2302 | 3,020 | 0.7% | 19,490 | 310 | 32,300 | 2,743 | (277) | 27,000 | 3.0 | 24/05/2024 |
| CTPB2301 | 970 | -4.9% | 5,060 | 19 | 18,700 | 1,056 | 86 | 16,840 | 1.9 | 07/08/2023 |
| CTPB2302 | 710 | -5.3% | 70,930 | 75 | 18,700 | 648 | (62) | 14,220 | 7.2 | 02/10/2023 |
| CTPB2303 | 700 | -4.1% | 32,320 | 167 | 18,700 | 540 | (160) | 15,810 | 7.2 | 02/01/2024 |
| CVHM2216 | 200 | -4.8% | 49,650 | 43 | 58,500 | 195 | (5) | 62,000 | 8.0 | 31/08/2023 |
| CVHM2219 | 1,220 | 0.0% | 23,880 | 48 | 58,500 | 894 | (326) | 56,000 | 5.0 | 05/09/2023 |
| CVHM2220 | 1,510 | -0.7% | 10,300 | 105 | 58,500 | 976 | (534) | 58,000 | 5.0 | 01/11/2023 |
| CVHM2301 | 1,040 | -1.0% | 20 | 103 | 58,500 | 676 | (364) | 56,880 | 8.0 | 30/10/2023 |
| CVHM2302 | 3,910 | -2.7% | 70 | 310 | 58,500 | 3,194 | (716) | 50,000 | 4.0 | 24/05/2024 |
| CVHM2303 | 690 | 7.8% | 9,890 | 75 | 58,500 | 409 | (281) | 59,890 | 8.0 | 02/10/2023 |
| CVHM2304 | 1,400 | 0.7% | 60 | 135 | 58,500 | 1,000 | (400) | 53,560 | 8.0 | 01/12/2023 |
| CVHM2305 | 1,490 | 0.7% | 100 | 226 | 58,500 | 907 | (583) | 57,780 | 8.0 | 01/03/2024 |
| CVHM2306 | 1,380 | -2.1% | 10 | 222 | 58,500 | 739 | (641) | 60,670 | 8.0 | 26/02/2024 |
| CVHM2307 | 1,720 | -1.1% | 3,810 | 343 | 58,500 | 863 | (857) | 62,670 | 8.0 | 26/06/2024 |
| CVIB2201 | 3,180 | -0.9% | 850 | 48 | 20,550 | 2,944 | (236) | 15,960 | 1.6 | 05/09/2023 |
| CVIB2301 | 480 | 0.0% | 29,470 | 19 | 20,550 | 631 | 151 | 20,210 | 1.6 | 07/08/2023 |
| CVIB2302 | 2,350 | 1.3% | 26,180 | 310 | 20,550 | 2,434 | 84 | 19,150 | 1.7 | 24/05/2024 |
| CVIC2301 | 710 | -2.7% | 38,120 | 103 | 52,100 | 353 | (357) | 53,980 | 8.0 | 30/10/2023 |
| CVIC2302 | 740 | -3.9% | 33,870 | 127 | 52,100 | 327 | (413) | 55,670 | 8.0 | 23/11/2023 |
| CVIC2303 | 790 | -4.8% | 19,430 | 159 | 52,100 | 304 | (486) | 57,780 | 8.0 | 25/12/2023 |
| CVIC2304 | 1,080 | -2.7% | 480 | 250 | 52,100 | 373 | (707) | 59,890 | 8.0 | 25/03/2024 |
| CVIC2305 | 930 | -5.1% | 20 | 222 | 52,100 | 295 | (635) | 61,110 | 8.0 | 26/02/2024 |
| CVIC2306 | 1,260 | -4.5% | 260 | 343 | 52,100 | 420 | (840) | 62,220 | 8.0 | 26/06/2024 |

| | | | | | | | | | | |
|----------|-------|--------|---------|-----|--------|-------|-------|--------|------|------------|
| CVNM2212 | 220 | 0.0% | 25,210 | 48 | 72,600 | 84 | (136) | 80,560 | 7.9 | 05/09/2023 |
| CVNM2301 | 990 | 6.5% | 13,590 | 103 | 72,600 | 663 | (327) | 68,890 | 10.0 | 30/10/2023 |
| CVNM2302 | 680 | 0.0% | 56,150 | 75 | 72,600 | 406 | (274) | 72,220 | 10.0 | 02/10/2023 |
| CVNM2303 | 1,050 | 1.9% | 2,710 | 135 | 72,600 | 664 | (386) | 70,000 | 10.0 | 01/12/2023 |
| CVNM2304 | 1,380 | 2.2% | 1,870 | 226 | 72,600 | 774 | (606) | 71,000 | 10.0 | 01/03/2024 |
| CVNM2305 | 1,350 | 0.0% | 40 | 222 | 72,600 | 653 | (697) | 73,330 | 10.0 | 26/02/2024 |
| CVNM2306 | 1,640 | -0.6% | 10 | 343 | 72,600 | 738 | (902) | 75,560 | 10.0 | 26/06/2024 |
| CVPB2212 | 120 | -7.7% | 31,330 | 43 | 20,650 | 69 | (51) | 24,640 | 2.7 | 31/08/2023 |
| CVPB2214 | 1,070 | -7.8% | 33,380 | 48 | 20,650 | 961 | (109) | 17,000 | 4.0 | 05/09/2023 |
| CVPB2301 | 730 | -2.7% | 26,280 | 70 | 20,650 | 504 | (226) | 19,800 | 4.0 | 27/09/2023 |
| CVPB2302 | 1,580 | -0.6% | 1,300 | 28 | 20,650 | 1,157 | (423) | 18,600 | 2.0 | 16/08/2023 |
| CVPB2303 | 540 | -8.5% | 21,350 | 75 | 20,650 | 317 | (223) | 15,780 | 16.0 | 02/10/2023 |
| CVPB2304 | 570 | -1.7% | 53,560 | 167 | 20,650 | 287 | (283) | 17,000 | 16.0 | 02/01/2024 |
| CVRE2216 | 210 | -12.5% | 13,110 | 43 | 27,950 | 171 | (39) | 31,000 | 4.0 | 31/08/2023 |
| CVRE2220 | 330 | -13.2% | 101,450 | 48 | 27,950 | 261 | (69) | 30,000 | 4.0 | 05/09/2023 |
| CVRE2221 | 420 | -10.6% | 24,660 | 105 | 27,950 | 300 | (120) | 32,500 | 4.0 | 01/11/2023 |
| CVRE2302 | 600 | -10.4% | 900 | 103 | 27,950 | 480 | (120) | 28,670 | 5.0 | 30/10/2023 |
| CVRE2303 | 2,230 | -3.9% | 40,630 | 310 | 27,950 | 2,073 | (157) | 25,000 | 3.0 | 24/05/2024 |
| CVRE2304 | 400 | -9.1% | 38,130 | 75 | 27,950 | 299 | (101) | 30,000 | 5.0 | 02/10/2023 |
| CVRE2305 | 860 | -5.5% | 87,970 | 135 | 27,950 | 705 | (155) | 27,110 | 5.0 | 01/12/2023 |
| CVRE2306 | 930 | -4.1% | 14,040 | 226 | 27,950 | 700 | (230) | 29,330 | 5.0 | 01/03/2024 |
| CVRE2307 | 950 | -5.9% | 20 | 222 | 27,950 | 619 | (331) | 30,330 | 5.0 | 26/02/2024 |
| CVRE2308 | 1,210 | -5.5% | 30 | 343 | 27,950 | 756 | (454) | 31,330 | 5.0 | 26/06/2024 |

(*) 歐式交易方式，以現金交易

(**) PHS 採用 Black-Scholes 估價方式

期投資股

| 股票代碼 | 證券所 | 現時價格 | 目標價* | 報告日 | 預期 2022 年盈利 (十億越盾) | PE Forward | PB Forward |
|------|-------|---------|---------|-----------|--------------------------|---------------|---------------|
| STB | HOSE | 28,250 | 38,000 | 7/14/2023 | 7,259 | 9.9 | 1.6 |
| TCM | HOSE | 53,700 | 52,300 | 7/6/2023 | 211 | 20.4 | 2.1 |
| PLX | HOSE | 40,100 | 45,100 | 7/5/2023 | 3,513 | 18.3 | 2.5 |
| ACB | HOSE | 22,000 | 25,400 | 6/30/2023 | 14,955 | 6.6 | 1.3 |
| VCB | HOSE | 106,500 | 131,270 | 6/13/2023 | 36,911 | 16.8 | 3.6 |
| BID | HOSE | 46,250 | 57,956 | 6/13/2023 | 23,019 | 12.7 | 2.3 |
| CTG | HOSE | 29,900 | 39,700 | 6/13/2023 | 19,121 | 10.0 | 1.5 |
| MBB | HOSE | 18,400 | 27,200 | 6/13/2023 | 21,242 | 5.8 | 1.2 |
| HDB | HOSE | 16,850 | 23,170 | 6/13/2023 | 10,216 | 6.2 | 1.3 |
| VPB | HOSE | 20,650 | 19,260 | 6/13/2023 | 15,638 | 8.3 | 1.1 |
| TCB | HOSE | 32,300 | 47,270 | 6/13/2023 | 21,351 | 7.8 | 1.2 |
| TPB | HOSE | 18,700 | 24,000 | 6/13/2023 | 6,732 | 5.7 | 1.0 |
| OCB | HOSE | 18,200 | 22,700 | 6/13/2023 | 4,354 | 7.2 | 1.1 |
| VIB | HOSE | 20,550 | 29,300 | 6/13/2023 | 9,378 | 6.6 | 1.5 |
| LPB | HOSE | 16,300 | 18,800 | 6/13/2023 | 4,925 | 6.6 | 1.1 |
| MSB | HOSE | 12,850 | 21,900 | 6/13/2023 | 4,803 | 9.1 | 1.4 |
| SHB | HOSE | 14,100 | 15,600 | 6/13/2023 | 8,035 | 6.0 | 0.9 |
| DHG | HOSE | 138,800 | 111,600 | 6/13/2023 | 1,061 | 13.8 | 3.0 |
| IMP | HOSE | 71,400 | 68,000 | 6/13/2023 | 286 | 15.9 | 2.2 |
| POW | HOSE | 13,300 | 15,500 | 6/13/2023 | 2,948 | 14.0 | 1.1 |
| NT2 | HOSE | 30,900 | 34,200 | 6/13/2023 | 732 | 13.4 | 2.1 |
| GEG | HOSE | 15,150 | 18,800 | 6/13/2023 | 208 | 46.5 | 1.7 |
| QTP | UPCOM | 17,194 | 23,900 | 6/13/2023 | 1,300 | 8.3 | 1.6 |
| GAS | HOSE | 98,900 | 111,200 | 6/13/2023 | 13,688 | 15.7 | 3.1 |
| BSR | UPCOM | 18,029 | 24,900 | 6/13/2023 | 8,347 | 6.3 | 0.9 |

| | | | | | | | |
|-----|-------|---------|---------|------------|--------|-------|-----|
| PVS | HNX | 33,900 | 30,700 | 6/13/2023 | 1,059 | 16.8 | 1.2 |
| MPC | UPCOM | 18,007 | 19,200 | 6/13/2023 | 597 | 12.9 | 1.3 |
| FMC | HOSE | 48,000 | 50,700 | 6/13/2023 | 314 | 10.5 | 1.4 |
| MSH | HOSE | 38,000 | 37,450 | 6/13/2023 | 262 | 8.2 | 1.3 |
| VHM | HOSE | 58,500 | 83,100 | 6/13/2023 | 29,034 | 12.5 | 2.3 |
| NLG | HOSE | 37,400 | 38,400 | 6/13/2023 | 642 | 22.9 | 1.4 |
| KDH | HOSE | 32,200 | 36,500 | 6/13/2023 | 1,363 | 19.1 | 1.9 |
| VRE | HOSE | 27,950 | 39,700 | 6/13/2023 | 3,345 | 26.9 | 2.6 |
| IDC | HNX | 44,800 | 46,600 | 6/13/2023 | 1,960 | 6.1 | 2.0 |
| KBC | HOSE | 30,700 | 32,000 | 6/13/2023 | 2,073 | 11.9 | 1.3 |
| DPR | HOSE | 61,400 | 88,300 | 6/13/2023 | 239 | 15.9 | 1.0 |
| MWG | HOSE | 48,500 | 50,000 | 6/13/2023 | 2,325 | 33.3 | 3.0 |
| FRT | HOSE | 77,000 | 85,000 | 6/13/2023 | 107 | 111.1 | 6.6 |
| DGW | HOSE | 49,350 | 38,500 | 6/13/2023 | 393 | 16.3 | 2.4 |
| HPG | HOSE | 27,400 | 35,400 | 6/13/2023 | 7,698 | 16.6 | 1.2 |
| VNM | HOSE | 72,600 | 70,200 | 6/13/2023 | 9,143 | 18.0 | 4.5 |
| SAB | HOSE | 152,800 | 162,300 | 6/13/2023 | 5,641 | 21.0 | 5.6 |
| SBT | HOSE | 16,800 | 16,700 | 6/13/2023 | 827 | 15.7 | 1.1 |
| PNJ | HOSE | 78,600 | 82,800 | 2/13/2023 | 1,763 | N/A | N/A |
| PVI | HNX | 56,900 | 47,002 | 12/19/2022 | 996 | 13.8 | 1.3 |
| BMI | HOSE | 25,650 | 25,190 | 12/19/2022 | 427 | 9.0 | 1.0 |
| BVH | HOSE | 46,900 | 70,900 | 12/19/2022 | 2,967 | 17.7 | 2.3 |
| ANV | HOSE | 36,400 | 30,100 | 12/19/2022 | 320 | 12.0 | 1.3 |
| VHC | HOSE | 73,300 | 69,000 | 12/19/2022 | 1,510 | 8.4 | 1.5 |
| SZC | HOSE | 35,300 | 42,700 | 12/19/2022 | 585 | 7.5 | 2.6 |
| GVR | HOSE | 21,700 | 29,755 | 12/19/2022 | 5,521 | 27.8 | 2.1 |
| LHG | HOSE | 28,500 | 42,250 | 12/19/2022 | 653 | 3.5 | 1.2 |
| PVT | HOSE | 23,700 | 26,900 | 12/19/2022 | 831 | 14.1 | 1.2 |
| TRA | HOSE | 91,000 | 117,400 | 12/19/2022 | 349 | 13.9 | 2.8 |
| STK | HOSE | 30,250 | 45,800 | 12/19/2022 | 239 | 13.5 | 1.8 |

資料來源: PHFM 收集

*若除權交易日發生在報告日後將影響目標價

分析師認證

這份報告由 Pham Quang Chuong -研究員製作。負責籌備本研究報告之全部或部份內容之研究分析師、策略分析師、研究人員以茲聲明，任何研究分析師、策略分析師、研究人員在於本研究報告所提出之觀點，皆精確反映出其對於該發行機構與證券之個人意見。各研究分析師、策略分析師、研究人員均保證，其報酬在過去與未來，絕對沒有任何一部分是直接或間接與研究分析師、策略分析師、研究人員在此研究報告中所呈現之特定推薦或觀點有關。

評等指標定義

加碼= 預估其未來之潛在上漲空間大於10%。

觀望= 預估其未來之潛在漲跌空間將在下上10%之間。

減碼= 預估其未來之潛在下跌空間大於10%。

未評等= 本股票並不在富鑫證券之評等涵蓋範圍，或者尚未上市。

績效表現根據12個月的總回報(包含股息)所評定。

富鑫證券股份公司

地址：21st Floor, Phu My Hung Building, 08 Hoang Van Thai Street, Tan Phu Ward, District 7, HCMC.

電話號碼：(84-28) 5 413 5479

傳真號碼：+84 28 5413 5473

胡志明市

富美興交易室

地址：Ground Floor CR2-08, 107 Ton Dat Tien Street, Tan Phu Ward, District 7, HCMC

電話號碼：(84-28) 5 413 5478

傳真號碼：+84 28 5413 5473

Tan Binh 分行

地址：Park Legend Building, 251 Hoang Van Thu, Ward 2, Tan Binh District

電話號碼：(84-28) 3813 2401

傳真號碼：(84-28) 3813 2415

第三郡分行

地址：Floor 4th & 5th, D&D Tower, 458 Nguyen Thi Minh Khai Street, District 3, HCMC

電話號碼：(84-28) 382 08068

傳真號碼：(84-28) 3820 8206

第一郡分行

地址：Floor 10th, 1003A, Ruby Building, 81-83-83B-85 Ham Nghi Street, Nguyen Thai Binh Ward, District 1.

電話號碼：(84-28) 3 535 6060

傳真號碼：(84-28) 3 535 2912

河內市

Ha Noi 分行

地址：Floor 5. Vinafor Building 127 Lo Duc St Hai Ba Trung District, Hanoi

電話號碼：(84-24) 3 933 4566

傳真號碼：(84-24) 3 933 4820

Thanh Xuan 分行

地址：Floor 5. UDIC Complex Building N04 Hoang Dao Thuy, Trung Hoa Ward, Cau Giay District, HaNoi.

電話號碼：(84-24) 6 250 9999

傳真號碼：(84-24) 6 250 6666

海防市

海防分行

地址：Floor 2. Eliteco Building

18 Tran Hung Dao Street, Hong Bang District, Hai Phong

電話號碼：(84-225) 384 1810

傳真號碼：(84-225) 384 1801